

1021-1758

05-27-2011

1  
18



UNITED STATES ENVIRONMENTAL PROTECTION AGENCY  
WASHINGTON, D.C. 20460

OFFICE OF CHEMICAL SAFETY  
AND POLLUTION PREVENTION

MAY 27 2011

Mr. Alex D. Tschida  
McLaughlin Gormley King Company  
8810 Tenth Avenue North  
Minneapolis, MN 55427-4372

Subject: Label Notification(s) for Pesticide Registration Notice 2007-4

Dear Mr. Tschida:

The Agency is in receipt of your Application(s) for Pesticide Notification under Pesticide Registration Notice (PRN) 2007-4 dated May 12, 2011 for the following product(s):

**EVERCIDE® 2.5 Permethrin  
Concentrate Repellent**

**Reg. No. 1021-1758**

The Registration Division (RD) has conducted a review of this request for applicability under PR Notice 2007-4 and finds that the label change(s) requested falls within the scope of PRN 2007-4. The label has been date-stamped "Notification" and will be placed in our records.

If you have any questions, please contact Linda A. DeLuise at 703-305-5428.

Sincerely,

A handwritten signature in black ink, appearing to read "Linda A. DeLuise".

Richard J. Gebken  
Product Manager  
Insecticide Branch  
Registration Division (7504P)



United States  
Environmental Protection Agency  
Washington, DC 20460

Registration  
Amendment  
 Other

OPP Identifier Number

**Application for Pesticide - Section I**

1. Company/Product Number 1021-1758	2. EPA Product Manager Richard Gebken	3. Proposed Classification <input checked="" type="checkbox"/> None <input type="checkbox"/> Restricted
4. Company/Product (Name) Evercide 2.5 Permethrin Concentrate Repellent	PM# 10	
5. Name and Address of Applicant (Include Zip Code) McLaughlin Gormley King Company 8810 10TH AVE N MINNEAPOLIS, MN 55427  <input type="checkbox"/> Check if this is a new address		6. Expedited Review. In accordance with FIFRA Section 3(c)(3)(b)(i), my product is similar or identical in composition and labeling to:  EPA Reg. No. <u>NOTIFICATION</u> Product Name <u>MAY 27 2011</u>

**Section - II**

<input type="checkbox"/> Amendment - Explain below.	<input type="checkbox"/> Final printed labels in response to Agency letter dated _____
<input type="checkbox"/> Resubmission in response to Agency letter dated _____	<input type="checkbox"/> "Me Too" Application.
<input checked="" type="checkbox"/> Notification - Explain below.	<input type="checkbox"/> Other - Explain below.

**Explanation:** Use additional page(s) if necessary. (For section I and Section II.)  
Notification Per PR-Notice 2007-4

**Section - III**

1. Material This Product Will Be Packaged In:				2. Type of Container	
Child-Resistant Packaging <input type="checkbox"/> Yes* <input checked="" type="checkbox"/> No	Unit Packaging <input type="checkbox"/> Yes <input checked="" type="checkbox"/> No	Water Soluble Packaging <input type="checkbox"/> Yes <input checked="" type="checkbox"/> No		<input type="checkbox"/> Metal	<input checked="" type="checkbox"/> Plastic
*Certification must be submitted		If "Yes" Unit Packaging wgt.	No. per container	If "Yes" Package wgt.	No. per container
				<input type="checkbox"/> Glass	<input type="checkbox"/> Paper
				<input type="checkbox"/> Other (Specify)	
3. Location of Net Contents information <input checked="" type="checkbox"/> Label <input type="checkbox"/> Container		4. Size(s) Retail Container 4-24 oz.		5. Location of Label Directions <input checked="" type="checkbox"/> On Label <input type="checkbox"/> On Labeling accompanying product	
6. Manner in Which Label is Affixed to Product		<input type="checkbox"/> Lithograph <input type="checkbox"/> Other			
		<input checked="" type="checkbox"/> Paper glued			
		<input type="checkbox"/> Stenciled			

**Section - IV**

1. Contact Point (Complete items directly below for identification of individual to be contacted, if necessary, to process this application.)		
Name Alex D. Tschida	Title Regulatory Affairs Specialist	Telephone No. (Include Area Code) (763) 593-3440
Certification I certify that the statements I have made on this form and all attachments thereto are true, accurate and complete. I acknowledge that any knowingly false or misleading statement may be punishable by fine or imprisonment or both under applicable law.		6. Date Application Received  (Stamped)
2. Signature <i>Alex D. Tschida</i>	3. Title Regulatory Affairs Specialist	
4. Typed Name Alex D. Tschida	5. Date 5/12/2011	



McLAUGHLIN GORMLEY KING COMPANY  
8810 Tenth Avenue North • Minneapolis, MN 55427-4319 U.S.A.  
763-544-0341 • 800-645-6466 • Fax 763-544-6437 • www.mgk.com

3  
18

May 12, 2011

Document Processing Desk (NOTIF)  
Richard Gebken, Project Manager 10  
U.S. ENVIRONMENTAL PROTECTION AGENCY  
Office of Pesticide Programs (H7504P)  
Room S-4900, One Potomac Yard  
2777 South Crystal Dr.  
Arlington, VA 22202-4501

Via Courier

Subject: Evercide 2.5 Permethrin Concentrate Repellent  
EPA Reg. No. 1021-1758  
Notification Per PR-Notice 2007-4

Dear Sir or Madam:

By Notification we are adding storage and disposal language to comply with the Final Rule "Pesticide Management and Disposal; Standards for Pesticide Containers and Containment".

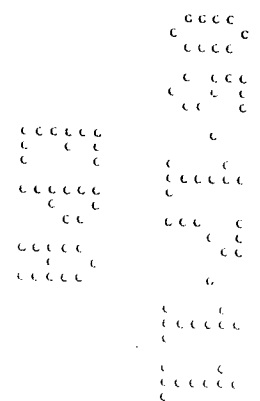
Enclosed are 2 copies of the label. One copy has changes highlighted.

Notification of label change per PR Notice 2007-4. This notification is consistent with the guidance in PR Notice 2007-4 and the requirements of EPA's regulations at 40 CFR §§ 156.10, 156.140, 156.144, 156.146, and 156.156. No other changes have been made to the labeling or the Confidential Statement of Formula for this product. I understand that it is a violation of 18 U.S.C Sec. 1001 to willfully make any false statement to EPA. I further understand that if the amended label is not consistent with the requirements of 40 CFR §§ 156.10, 156.140, 156.144, 156.146, and 156.156, this product may be in violation of FIFRA and I may be subject to enforcement action and penalties under sections 12 and 14 of FIFRA.

If there are any questions or you need anything further, please contact this office.

Best Regards,

Alex Tschida  
Regulatory Affairs Specialist  
McLaughlin Gormley King Company



Enclosure(s):

- EPA Form 8570-1
- 1021-1758 label with changes highlighted
- 1021-1758 label



5/18

PRECAUTIONARY STATEMENTS  
HAZARDS TO HUMANS AND DOMESTIC ANIMALS

**CAUTION**

May be harmful if absorbed through skin. Avoid contact with skin, eyes or clothing. Wash thoroughly with soap and water after handling and before eating, drinking, chewing gum, or using tobacco. Remove and wash contaminated clothing before reuse.

ENVIRONMENTAL HAZARDS

This pesticide is extremely toxic to fish. To protect the environment, do not allow pesticide to enter or run off into storm drains, drainage ditches, gutters or surface waters. Applying this product in calm weather when rain is not predicted for the next 24 hours will help to ensure that wind or rain does not blow or wash pesticide off the treatment area. Rinsing application equipment over the treated area will help avoid run off to water bodies or drainage systems. This product is highly toxic to bees exposed to direct treatment on blooming crops or weeds. Do not apply this product or allow it to drift to blooming crops or weeds while bees are actively visiting the treatment area.

PHYSICAL OR CHEMICAL HAZARDS

Do not apply this product around electrical equipment due to possible shock hazard.

DIRECTIONS FOR USE

It is a violation of Federal Law to use this product in a manner inconsistent with its labeling.

Do not water the treated area to the point of run-off.

Do not make applications during rain.

All outdoor applications must be limited to spot or crack-and-crevice treatments only, except for the following permitted uses:

- (1) Treatment to soil or vegetation around structures;
- (2) Applications to lawns, turf, and other vegetation;
- (3) Applications to building foundations, up to a maximum height of 3 feet.

Other than applications to building foundations, all outdoor applications to impervious surfaces such as sidewalks, driveways, patios, porches and structural surfaces (such as windows, doors, and eaves) are limited to spot and crack-and-crevice applications, only.

SHAKE WELL BEFORE USE. READ ENTIRE LABEL BEFORE EACH USE.

[Read Directions on Box for additional application instructions before using this product]

THIS PRODUCT MUST BE DILUTED PRIOR TO USE. To prepare dilutions, add the required amount of concentrate to water and blend thoroughly.

[This Insecticide concentrate when diluted can be used on horses & ponies as a spray and will provide control for up to 4 weeks. Kills stable flies, horse flies, deer flies, face flies, house flies, horn flies, mosquitoes, and gnats.]

Dilution rates on this label will yield the following ready-to-use spray mixes:

RATE	OZ. CONC./GAL.	PERMETHRIN CONCENTRATION
1:5	25.6	0.50%
1:10	12.8	0.25%
4:100	5.12	0.10%
3:128	3.00	0.060%
2:100	2.56	0.050%
2:128	2.00	0.040%
1.5:128	1.50	0.030%
1:100	1.28	0.025%
1:128	1.00	0.020%

This product helps reduce annoying and troublesome outdoor insects. People and pets should not be allowed in treated areas until spray has dried.

This product kills most [troublesome] outdoor insects, which destroy lawns and gardens and are an annoyance on patios and at picnics.


This product can be applied using a hose-end sprayer, pump up pressure sprayer or by watering can. Carefully dilute the recommended amount of concentrate and water according to the directions found under the desired insect to control. Use a clean sprayer. Apply insecticide when insects first appear and repeat not more frequently than every 3 days. Flush sprayer or watering can with clean water after each use.

[FOR USE WITH HOSE-END SPRAYER: The hose end sprayer cap is calibrated to deliver the correct dilution rate. No mixing - no measuring - no mess. Screw hose into back of sprayer cap. Remove bottle cap (save for storage after use). Secure sprayer cap by turning bottle counter-clockwise. Turn on water supply. TO START FLOW OF INSECTICIDE, place index finger over hole on right side of sprayer cap. Spray evenly and completely over infested areas.

Hold about 3 feet above surface, moving at a steady pace to insure consistent, thorough coverage. When treatment is complete, or you wish TO STOP FLOW OF INSECTICIDE for any reason, simply remove finger from hole to break siphon action. TO STORE REMAINING INSECTICIDE, turn off water supply and remove bottle from sprayer unit and hose by turning bottle clockwise. Replace cap on bottle and tighten securely. Unscrew hose from sprayer unit and rinse unit in clean water. Store in cool place and keep out of the reach of children.]

[Product with Hose End Sprayer Attached:

Make sure knob is twisted fully clockwise to OFF position. Shake well before attaching to hose. Turn Product Control Button clockwise until point aligns with triangle, and then push all the way in. Avoid squeezing bottle. Turn water on at faucet, aim nozzle toward lawn and turn knob counter clockwise to begin spraying. When finished push Product Control Button to OFF position from opposite side. Return knob and faucet to OFF position. Discharge water pressure



Deleted: 0310z

by turning knob ON and OFF again. Turn Product Control Button counter clockwise away from triangle to prevent accidental discharge. Store out of reach of children. ]

[How to Use the Hose End Sprayer Attached:

- > Make sure knob is twisted fully clockwise to OFF position. Shake well before attaching to hose.
- > Turn Product Control Button clockwise until the flat portion is flush with the lock tab, and then push all the way in. Avoid squeezing bottle.
- > Turn water on at faucet, aim nozzle toward lawn [area to be treated] and turn knob counter clockwise to begin spraying.
- > When finished push Product Control Button to OFF position from opposite side. Return knob and faucet to OFF position. Discharge water pressure by turning knob ON and OFF again. Turn Product Control Button counter clockwise away from triangle to prevent accidental discharge. Store out of reach of children. ]

[Directions for Hose-End Sprayer

The enclosed hose-end Sprayer is calibrated to deliver the correct amount of [Brand Name] in accordance with label directions. Use this sprayer ONLY with the accompanying bottle of [Brand Name] in accordance with label directions.

1. Make certain the valve is in the OFF position.
2. Screw the sprayer attachment onto the garden hose.
3. Insert the flat end of the dip tube into the sprayer attachment.
4. [3.] Remove the cap from [Brand name] and carefully screw the bottle of [Brand name] counter-clockwise into the sprayer attachment until tight.
5. [4.] Turn on water at faucet while aiming the sprayer toward the lawn and turn the control knob of the sprayer attachment to the ON position to begin spraying.
6. [5.] When finished spraying, turn the control knob to the off position. Discharge residual water pressure by turning ON and OFF again. Store out of reach of children. ]

Quick Facts

- > Kills and Repels [listed] insects
- > Ready to Use Hose-End Spray
- > Spray Around Yard Perimeter
- > Up to 4 Week Control

Use on Lawns: Bent, Bermuda, Bluegrass, Dichondra, Fescue, Irish Moss, Merion and St. Augustine

Pests: Ants Armyworms, Brown dog ticks, Chinch bugs, Crickets, Cutworms, Deer ticks, Fleas, Grasshoppers, Japanese beetle grubs, Mole crickets and Sod webworms. Thoroughly wet down grass a few hours before applying. Home lawns should be no taller than 3 inches at time of application. Slightly more water may be used as long as the amount of product per area is as listed below. For heavy infestations, repeat application after 2 weeks. For ants, crickets and grasshoppers use [4 tsp in 1 Gallon to cover 333 sq. ft.] 2 fl. oz. in 3 gallons of water to cover 1,000 sq. ft. For other listed insects, use 6 fl. oz. in 10 gallons of water to cover 1,000 sq. ft. [For listed insects, 16 fl. Oz. Treats 2,650 sq. ft.] [When using (product name) 1. Set dial to 1 oz. 2. Pour product into sprayer to fill jar one-quarter to one-half full. DO NOT add water. 3. After spraying, unused product can be poured back into its original container.]

Use on Trees and Shrubs: Arizona Cypress, Azalea, Birch, Non-Bearing Citrus, Conifers, Elm, English Ivy, Euonymus, Weeping Fig, Fir, Honeysuckle, Lilac, Mock-Orange, Oak, Palm, Philodendron, Pine, Poinsettia, Tulip, Poplar, Rhododendron, Taxus.

Pests: Aphids, Bagworms, Cicadas, Exposed thrips, Fall cankerworms, Inchworms, Leafminers, Mealybugs, Spider mites, Whiteflies. Fall webworms on Cherry and Honeysuckle, Budworms on Conifer, Elm leaf beetles, Elm spanworms and Fall webworms on Elms, Tussock moths on Douglas and Grand Firs, Citrus black flies on Non-Bearing Citrus, Oakworms on Oaks, Pine beetles, Pine moths, Pine needleminers, and Needle scale on Pines.

Use 1 fl. oz. in 1 gallon of water. Apply as a thorough spray, wetting leaves and branches but do not let runoff occur. Try to penetrate dense foliage. Spray in the late afternoon or evening, when the temperature range is from 50 to 75°F and when there is little or no wind. Spray at the first sign of insects. To maintain effectiveness, spray as reinfestation occurs, but use intervals of 4-8 days.


[When using (product name) 1. Set dial to 1 oz. 2. Pour product into sprayer to fill jar one-quarter to one-half full. DO NOT add water. 3. After spraying, unused product can be poured back into its original container.]

Use On Roses and Flowers: Ageratum, Aster, Azalea, Begonia, Coleus, Common Ninebark and Snowberry, Exacum, Gladiolus, Gold Bells, Hyposstes, Ivy, Lilac, Marigold, Mock-Orange, Nannyberry, Orchid, Pansy, Pea Shrub, Petunia, Poinsettia, Rhododendron, Rose, Snapdragon, Zinnia.

Pests: Aphids, Bagworms, Cicadas, Exposed thrips, Fall cankerworms, Fall webworms, Inchworms, Leafminers, Leafrollers, Mealybugs, Spider mites, and Whiteflies.

Use 1 fl.oz. in 1 gallon of water. Apply as a thorough spray, wetting the plants thoroughly, but do not let runoff occur. Try to spray underside of leaves and penetrate dense foliage. Spray in the late afternoon or evening, when the temperature range is from 50 to 75°F and when there is little or no wind. Spray at the first sign of insects. To maintain effectiveness, spray as reinfestation occurs, but use intervals of 4-8 days.

[When using (product name) 1. Set dial to 1 oz. 2. Pour product into sprayer to fill jar one-quarter to one-half full. DO NOT add water. 3. After spraying, unused product can be poured back into its original container.]



Deleted: 0310z

To Kill Gypsy Moth Caterpillars and Adults, Adult Japanese Beetles, Eastern and Forest Tent Caterpillars: Dilute 4 parts water (12.8 fluid ounces per gallon of water) (0.25%). Apply to insure thorough coverage of upper and lower surfaces.

On Trees and Shrubs: Treat trees and shrubs as soon as insects emerge (usually late spring). Treat leaves, branches, and tree trunks evenly, making sure to penetrate dense foliage. Repeat application every 7 days as necessary for control.

On Roses and in Flower Gardens: Treat plants and flowers as soon as insects appear. Spray plants and flowers, making sure to penetrate dense foliage. Repeat application every 7 days or as necessary for control.

Use on Fruit and Nut Trees: Almonds, Apples, Peaches, and Pears.

General Directions: Use 2 fl. oz. in 1 gallon of water. Apply when insects appear. Wet the plants thoroughly, but do not let runoff occur. Try to spray underside of leaves and penetrate dense foliage.

[When using (product name) 1. Set dial to 1 oz. 2. Pour product into sprayer to fill jar one-quarter to one-half full. DO NOT add water. 3. After spraying, unused product can be poured back into its original container.]

Almonds:

Pests: Navel orangeworms, Peach twig borers.

How to Use: Do not perform more than 2 applications during hull split and 5 applications per season. Can be applied up to 7 days prior to harvest.

Apples:

Pests: Green fruitworms, Leafrollers (Oblique-banded; Redbanded), Plum curculio, Rosy apple aphids, Spotted tentiform leafminers, Tarnished plant bugs, White apple leafhoppers.

How to Use: Repeat as required to maintain control. Do not make more than 3 applications. Do not apply after petal fall.

Peaches:

Pests: Borers (lesser peachtree, Peach twig), Green fruitworms, Plum curculio, Oriental fruit moths, Tarnished plant bugs.

How to Use: Do not apply within 7 days of harvest. Do not make more than 8 applications per season.

Pears:

Pests: Codling moth, Green fruitworms, Pear psylla.

How to Use: Do not make more than 3 applications per season. Can be applied up to 14 days prior to harvest.

Use on Vegetables: Asparagus (pre-harvest), Asparagus (post-harvest), Celery and Cole Crops (Broccoli, Brussels Sprouts, Cabbage, Cauliflower), Cucumber, Melons, Pumpkins, Squash, Cucurbits, Eggplant, Horseradish, Head Lettuce, Leafy Vegetables, Potatoes, Peppers, Spinach, Sweet Corn, Tomatoes.

Asparagus (pre-harvest):

Pests: Asparagus beetles, cutworms

How to Use: Use 1.5 fl. oz. in one gallon of water to cover 1,000-sq. ft. Apply for uniform coverage as needed. Do not make more than 4 applications per crop. Can be applied up to 3 days prior to harvest.

Asparagus (post-harvest):

Pests: Beetles (Adult Japanese Beetle, Larval stages of Asparagus Beetle), Lygus bugs, Tarnished plant bugs.

How to Use: Use 1.5 fl. oz. in 1 gallon of water to cover 1,000 sq. ft. Treat ferns or bush growth after spear harvest when insects are present.

Celery:

Pests: Armyworms (beet, Fall, Southern), Cabbage loopers, Cutworms (black, granulate), Vegetable leafminers.

How to Use: Use 1.5 fl. oz. in 1 gallon of water to cover 1,000 sq. ft. Apply every 3-5 days or as needed. Can be applied up to 3 days prior to harvest. Do not make more than 10 applications per season.

Cole Crops: Broccoli, Brussels Sprouts, Cabbage, and Cauliflower.

Pests: Beet armyworms, cabbage aphids and cabbage loopers, Diamondback moths, Imported cabbageworms.

How to Use: Use 1 fl. oz. in 1 gallon of water to cover 1,000-sq. ft. Apply every 5 days or as needed. Can be applied up to 1 day prior to harvest. Do not make more than 8 applications on Cauliflower, Brussels Sprouts, and Broccoli and 10 applications on Cabbage.

Cucumber, Melons, Pumpkins, Squash:

Pests: Flea Beetle, Leafhopper

How to Use: Use 2 fl. oz. in 1 gallon of water to cover 1,000 sq. ft. Apply as needed but not more than 8 applications per season. Can be applied up to day of harvest.

Cucurbits: Balsam Pear (Bitter Melon), Chinese Waxgourd (Chinese Preserving Melon), Citron Melon, Cucumber, Gherkin, Edible Gourds, Melons including hybrids such as Cantaloupe, Casaba, Crenshaw, Honeydew, Honey Balls, Mango Melon, Muskmelon, Persian Melon,

Pumpkin, Summer & Winter Squash, Watermelon.

Pests: Aphids, Cabbage Looper, Cucumber Beetle (adults), Cutworms, Leafhoppers, Leafminers, Melonworms, Pickleworm, Plant Bugs, Squash Bugs.

How to Use: Use 2 fl. oz. in 1 gallon of water to cover 1,000 sq. ft. Apply as needed to ensure uniform coverage. Do not exceed 8 applications per season. Can be applied up to the day of harvest.

Eggplant:

Pests: Colorado Potato beetles, Vegetable leafminers.

How to Use: Use 3 fl. oz. in 1 gallon of water to cover 1,000-sq. ft. Apply for uniform coverage as needed. Do not exceed 16 applications. Can be applied up to 3 days prior to harvest.

Horseradish (Foliar Application):

Pests: Imported crucifer weevils

How to Use: Use 3 fl. oz. in 1 gallon of water to cover 1,000-sq. ft. Apply as needed. Do not exceed 3 foliar applications. Can be applied up to 22 days prior to harvest.

Deleted: 0310z

**Head Lettuce:**

**Pests:** Corn earworms, Beet armyworms, Loopers (Alfalfa, Cabbage), Tobacco budworms

**How to Use:** Use 2 fl.oz. in 1 gallon of water to cover 1,000 sq. ft. Apply every 5-10 days as needed. Do not make more than 10 applications per season. Can be applied up to 1 day prior to harvest.

**Leafy Vegetables:** Amaranth, Arrugula, Celery, Celtuce, Chervil, Corn Salad, Chrysanthemum (Edible-leaved and Garland), Cress (Garden and Uplant), Dandelion, Dock, Endive, Fennel, Lettuce (Head and Leaf), Okra, Parsley, Purslane (Garden and Winter), Rhubarb, Spinach, Swiss Chard.

**Pests:** Alfalfa Looper, Aphids, Beet Armyworm, Cabbage Looper, Corn Ear Worm, Cutworms, European Corn Borer, Fall Armyworm, Green Cloverworm, Southern Armyworm, Tobacco Budworm, Vegetable Leaf Miner.

**How to Use:** Use 2 fl.oz. in 1 gallon of water to cover 1,000 sq. ft. Apply every 5-10 days as needed. Do not exceed 10 applications per season. Can be applied up to 1 day prior to harvest.

**Melons:** - see Curcubits

**Potatoes:**

**Pests:** Beetles (Colorado potato, Potato flea), Beet armyworms, Cabbage loopers, Cutworms, European corn borers, Leafhoppers (Aster, Potato), Potato aphids, Potato Psyllids, Potato tuberworms, Tarnished plant bugs.

**How to Use:** Use 1.5 fl. oz. in 1 gallon of water to cover 1,000-sq. ft. Apply as needed. Do not make more than 12 applications. Can be applied up to 7 days prior to harvest.

**Peppers:**

**Pests:** Cabbage loopers, Corn earworms, European corn borers, Flea beetles, Pepper weevils, Vegetable leafminers.

**How to Use:** Use 2 fl. oz. in 1 gallon of water to cover 1,000-sq. ft. Apply as needed, but not more than 8 applications per season. Can be applied up to 3 days prior to harvest.

**Spinach:**

**Pests:** Beet armyworms, Cabbage loopers, Corn earworms, Cutworms, European corn borers, Green cloverworms, Leafhoppers.

**How to Use:** Use 1.5 fl. oz. in 1 gallon of water to cover 1,000-sq. ft. Apply for uniform coverage when needed, but not more than 7 applications per season. Can be applied up to 7 days prior to harvest.

**Sweet Corn:**

**Pests:** Armyworms, (Fall, Southern), Corn earworms, European corn borers.

**How to Use:** Use 1.5 fl. oz. in 1 gallon of water to cover 1,000-sq. ft. Apply every 5 days and when needed, but not more than 6 applications per season. Can be applied up to 1 day prior to harvest.

**Tomatoes:**

**Pests:** Beet and Southern Armyworm, Tomato Pinworm, Tomato Fruitworm, Horn Worms, Granulate Cutworms, Colorado Potato Beetle, Cabbage Looper.

**How to Use:** Use 1.5 fl. oz. in 1 gallon of water per 1,000 sq. ft. Apply as needed for uniform coverage. Do not exceed 8 applications per season. Can be applied up to day of harvest.

**House Plants Indoors:** To protect plants in non-commercial greenhouses and lathhouses, and for indoor landscaping. Ageratum, Ardisia, Aster, Baby's Breath, Begonia, Birdsnest Fern, Bleeding Heart, Carnation, Chrysanthemum, Coleus, Crown of Thorns, Cockscomb, Cyclamen, Dracaena, Dumbcane, English Ivy, Fuchsia, Gladiolus, Grape Ivy, Hypoestes Ivy, Juniper, Lily, Marigold, Orchid, Palm, Pansy, Peperomia, Petunia, Philodendron, Piggy-Back Plant, Poinsettia, Portulaca, Pothos, Prayer Plant, Purple Passion, Rabbits Foot Fern, Rose, Schefflera, Snapdragon, Snake Plant, Statice, Velvet Plant, Verbena, Zinnia.

**Pests:** Aphids, Armyworms, Corn earworms, Cutworms, Cabbageworms, Exposed thrips, Fall cankerworms, Fungus gnats, Inchworms, Japanese beetles, Leafminers, Leafrollers, Mealybugs, Scales, Spider mites, Spring cankerworms, Whiteflies.

**How to Use on Indoor House Plants Listed Above:** Use 1 fl. oz. in 1 gallon of water. Spray will provide contact and residual control. Use sufficient spray to obtain full coverage of all foliage. Adjust spray volume used to plant size. Spray directly on insects. If application is to be made indoors, remove infested plants from living areas prior to application. Spray plants in an area not likely to be occupied by people or pets (particularly fish bowls or tanks). When leaves dry, plants can be returned to original location. Do not use more product than recommended, as this may cause some plant injury. Use with care on Ferns, Palms and Fuchsia. As with all plants listed above, especially camations, chrysanthemums, and roses, there exists a wide variety of susceptibility to injury. To ascertain possible toxicity to plants, spray a few plants as described above, wait 24 hours, and check for possible injury. Repeat application may be necessary to control citrus black flies on non-bearing citrus and adult Japanese beetles on roses.

**USE IN AND AROUND STRUCTURES:**

Do not use in food areas of food handling establishments, restaurants, or other areas where food is commercially prepared or processed. Do not use in serving areas while food is exposed or facility is in operation. Serving areas are areas where prepared foods are served such as dining rooms, but excluding areas where foods may be prepared or held. In the home, cover all food processing surfaces and utensils during treatment or thoroughly wash before use following treatment. Cover or remove exposed food. NOT FOR USE IN FEDERALLY INSPECTED MEAT AND POULTRY PLANTS.

Nonfood/feed areas include (but are not limited to) garbage rooms, lavatories, floor drains (to sewers), entries and vestibules, offices, locker rooms, machine rooms, boiler rooms, garages, mop closets and storage (after canning or bottling).

**AS A SURFACE SPRAY TO CONTROL:** Cockroaches, Waterbugs, Palmetto Bugs, Ants, Asian Lady Beetles, Silverfish, Firebrats, Spiders, Crickets, Millipedes, Centipedes, Sowbugs, Pillbugs, Clover Mites, Cheese Mites, Granary Weevils, Rice Weevils, Confused Flour Beetles, Rust Red Flour Beetles, Saw-toothed Grain Beetles, Spider Beetles, Cigarette Beetles, Drug Store Beetles, Darkling Beetles, Mealworms, Grain Mites and Cadellles:

For initial clean up of severe insect infestation, dilute at a rate of 4 parts concentrate in 19 parts water (25.6 fluid ounces per gallon) (0.50%).

For normal infestations, dilute 4 parts concentrate in 100 parts water (5.12 ounces per gallon) (8 teaspoonfuls per gallon)(0.1%).

Deleted: 0310z



For maintenance use, dilute 4 parts concentrate in 200 parts water (2.56 ounce per gallon) (16 teaspoonfuls per gallon) (0.050%).

Use a good sprayer and adjust to deliver a coarse wet spray. Direct the spray into hiding places, cracks and crevices, under pallets, around containers of stored foods, around the base of machinery and behind shelves and drawers. Spray bookcases for Silverfish. Spray Ant trails, nests and points of entry. If surface application only is to be used, spray floors, walls and other surfaces applying at a rate of 1 gallon to 750 square feet of surface.

**TO CONTROL Carpet Beetles:** Spray edges of carpeting and under carpeting and rugs. Make localized application to floor and baseboards. Spray directly into cracks, closets and infested areas of shelving.

**TO CONTROL Bedbugs:** Spray mattresses lightly, particularly around tufts and seams. Take beds apart and spray in all joints. Treat baseboards, moldings and floors. Allow all treated articles to thoroughly dry before use.

**TO CONTROL Fleas and Ticks (adult and larvae):** Thoroughly spray infested areas, pet beds, resting quarters, nearby cracks and crevices, along and behind baseboards, moldings, window and door frames and localized areas of floor and floor covering. Place fresh bedding in animal quarters following treatment.

**AS A SPACE SPRAY:**

For initial clean up of severe insect infestation, dilute at a rate of 4 parts concentrate in 19 parts water (25.6 fluid ounces per gallon) (0.50%).

For normal infestations, dilute 4 parts concentrate in 100 parts water (5.12 ounces per gallon) (8 teaspoonfuls per gallon) (0.10%).

For maintenance use, dilute 4 parts concentrate in 200 parts water (2.56 ounces per gallon) (16 teaspoonfuls per gallon) (0.05%).

Apply with mechanical or compressed air equipment (non-thermal) adjusted to deliver a fine mist. Close doors and windows and shut off ventilating systems.

For rapid control of Houseflies, Fruit Flies, Gnats, Mosquitoes, Skipper Flies, Wasps, Hornets, Bees, Black Flies, Angoumois Grain Moths, and Tobacco Moths, direct spray at an upward angle distributing it uniformly through the entire area at a rate of 1 ounce per 1,000 cubic feet of space. Keep area closed for at least 10 minutes. Vacate areas after treatment. Ventilate and sweep up dead insects before reoccupying.

For rapid kill of exposed or accessible stages of other insects named on this label: Apply using conventional mechanical or compressed air equipment (non-thermal), following directions for space spraying. Apply the above dilutions at a rate of 1 ounce per 1,000 cubic feet of space.

**TREATMENT OF FLYING INSECTS**

**TO AID IN CONTROL OF Mosquitoes, Wasps, Gnats and Skippers:** Treat walls, ceilings, moldings, screens, door frames, window frames, beams, light cords and similar resting places.

**ANIMALS AND ANIMAL PREMISE USE AREAS:**

CATTLE BARNS	SWINE HOUSES	MILK ROOMS	DAIRIES
POULTRY HOUSES	HORSE BARNS	KENNELS	MILKING PARLORS

For clean up of severe insect infestation, dilute at a rate of 4 parts concentrate in 100 parts water (5.12 ounces per gallon) (1.28 ounces per quart) (32 teaspoonfuls per gallon) (0.10%).

For normal infestations, dilute 2 parts concentrate in 100 parts water (2.56 ounces per gallon) (0.64 ounces per quart) (16 teaspoonfuls per gallon) (0.050%).

For maintenance use, dilute 1 part concentrate in 100 parts water (1.28 ounce per gallon) (0.32 ounces per quart) (8 teaspoonfuls per gallon) (0.025%)

To prepare dilutions add required amount of concentrate to water and blend thoroughly

Dilution rates	Rate Concentrate / water	or	Oz. Concentrate per Gallon [Quart] of water	or	Teaspoons per Gallon of Water	Permethrin Concentration	
Maintenance Use	1 part concentrate rate in 100 parts water		1.28 ounces per gallon of water [0.32 oz. Per Quart of water]		8 teaspoons per gallon of water	0.025%	[ NUM oz. Makes NUM Quarts at the Maintenance Use Level. ]
Normal Infestations	2 parts concentrate rate in 100 parts water		2.56 ounces per gallon of water [0.64 oz. Per Quart of water.]		16 teaspoons per gallon of water	0.050%	[ NUM oz. Makes NUM Quarts at the Normal Infestation Use Level]
Severe Infestations	4 parts concentrate rate in 100 parts water		5.12 ounces per gallon of water [1.28 oz. Per quart of water]		32 teaspoons per gallon of water	0.100%	[ NUM oz. Makes NUM Quarts at the Severe Infestation Use Level.]

Deleted: 0310z

12  
18

**LIVESTOCK SPRAY:** FOR USE ON DAIRY AND BEEF CATTLE, SHEEP, GOATS, SWINE, HORSES, AND POULTRY

**FOR HORSES:** Do not apply on foals under 3 months of age.

**FOR DAIRY CATTLE:** Spray lactating dairy cows only after milking is complete.

**FOR SWINE:** Do not ship animals for slaughter within 5 days of last treatment.

**TO CONTROL Horn Flies, Houseflies, Mosquitoes, and Gnats:** Apply as a wipe or spray to wet the hair thoroughly, with particular attention to topline, underline, flanks, withers, and other infested areas. Repeat treatment at intervals of 5 to 12 days for small insect populations or as needed when flies are emerging in large numbers.

**TO CONTROL Stable Flies, Horse Flies and Deer Flies:** Apply [a quart per adult animal] as a wipe or spray to wet the hair thoroughly with particular attention to the legs, flanks, barrel, topline and other body areas commonly attacked by those flies. Repeat daily as needed.

**TO CONTROL Face Flies:** Avoid contact with eyes. Apply as a wipe or by using a spray that produces large wetting droplets. Apply to the face of the animal in the morning before releasing to pasture. Apply sufficiently to wet the face, but not more than 1 1/2 ounces per animal. Repeat daily as needed.

**TO CONTROL Poultry Lice:** Spray roosts, walls and nests or cages thoroughly, followed by spraying over the birds with a fine mist.

**TO CONTROL Bedbugs and Mites (including Northern Fowl Mite) in Poultry Houses:** Spray crevices of roost poles, cracks in walls and cracks in nests where the bedbugs and mites hide, and pay particular attention to vents. Spray birds with a fine mist. Use at the rate of 1 gallon of spray per 100 birds.

**TO CONTROL Sheep "Tick" or Ked:** Thoroughly wet all portions of the body by dipping or spraying with sufficient pressure and with a nozzle adjustment to give penetration of the wool. Treat at a rate sufficient to wet the animal.

**TO CONTROL Fleas, Ticks, Lice, and Mange Mites (adults and larvae) on Dogs, Horses, and Livestock:** Thoroughly wet the animal by dipping, sponging, or spraying. Allow animal to dry in a warm place without raising or toweling. Gives long-lasting protection against reinfestation. Repeat applications at intervals of 2 to 3 weeks. DO NOT TREAT PUPPIES LESS THAN TWELVE WEEKS OLD.

Sensitivities may occur after using ANY pesticide product for pets. If signs of sensitivity occur bathe your pet with mild soap and rinse with large amounts of water. If signs continue, consult a veterinarian immediately.

Consult a veterinarian before using this product on debilitated, aged, medicated, pregnant, or nursing animals.

**TO CONTROL Fleas, Flies, Ticks, Lice, and Mange Mites (adults and larvae) in kennels, doghouses, runs and yards:** Thoroughly wet pest breeding or resting area to runoff. Most efficient pest control is accomplished when heavy pressure and good contact is achieved. Base timing and frequency of application on pest populations reaching nuisance levels, however manure removal and sanitation practices should precede sprays. Do not spray feed, food or water. Repeat as needed, but not more often than once every 2 weeks.

**IN CATTLE BARNS, HORSE BARNS, SWINE HOUSES, KENNELS, MILKING PARLORS, MILK ROOMS, DAIRIES AND POULTRY HOUSES:**

**TO CONTROL Flies, Mosquitoes, Meal Worms, Darkling Beetles and Gnats:**

For initial clean up of severe insect infestation, dilute at a rate of 4 parts concentrate in 100 parts water (5.12 ounces per gallon)(32 teaspoonfuls per gallon)(0.10%).

For normal infestations, dilute 2 parts concentrate in 100 parts water (2.56 ounces per gallon)(16 teaspoonfuls per gallon)(0.050%).

For maintenance use, dilute 1 part concentrate in 100 parts water (1.28 ounces per gallon)(8 teaspoonfuls per gallon)(0.025%).

Apply as a fog or fine mist, directing the spray toward the ceiling and upper corners until the area is filled with mist. Use about 2 ounces per 1,000 cubic feet of space. For best results, close doors and windows before spraying and keep closed for 10 to 15 minutes. Vacate the treated area and ventilate before reoccupying.

**Barrier Spray For Nuisance Pests:** Such as Ants, Clover mites, Cluster flies, Crickets, Earwigs, Fleas, Flying moths, Gnats, House flies, Millipedes, Mosquitoes, Sowbugs (pillbugs), Spiders, Tent caterpillars, Ticks (Brown dog, Deer, Lone star).

**GENERAL DIRECTIONS:**

Use 6.4 fl. oz. in 1 quart of water (0.5%), treating 400 linear feet with a 6-inch spray band.  
[Use 26 2/3 fl oz in 1 Gallon of water to treat 1,600 linear feet with a 6-inch spray band.]

Outside Surfaces of Buildings: Hold sprayer two (2) to three (3) feet from surface to be treated and spray infested surfaces of patio or picnic areas, hitting as many insects as possible. Spray to slightly moisten the surface.

**Pests:** Ants, Clover mites, Crickets, Earwigs, Millipedes, Sowbugs (pillbugs).

**How to Use:** To help prevent infestation of buildings [such as Homes, Commercial buildings, Institutions, Warehouses, Theatres, Office buildings, Schools, Motels, Hotels, Restaurants, Hospitals, Cattle barns, Horse barns, Swine houses, Kennels, Milking parlors, Milk rooms, Dairies and Poultry houses], treat the building foundation to a height of 2 to 3 feet, where pests are active and may find entrance. Also, apply as a residual spray to outside surfaces of buildings, including porches, screens, window frames, eaves, patios, picnic areas, garages, refuse piles, and other areas where these pests congregate or have been seen, hitting as many insects as possible. Spray to slightly moisten the surfaces. [Spray outside surfaces of screens, doors, window frames or wherever these insects may enter the room. Also treat surfaces around light fixtures on porches, under patio furniture, in garages and other places where these insects alight or congregate.] To maintain effectiveness, reapply as reinfestation occurs.

Deleted: 0310z

**Other Outside Areas:**

**Pests:** Ants, Crickets, Earwigs, Fleas, Spiders, Ticks (Brown dog, Deer, Lone star).

**How to Use:** For treatment of localized infestations of these insects in areas where there are weeds, shrubs or bushy non-crop areas, spray infested areas thoroughly. For ants, thoroughly wet hills and runways. Repeat application as reinfestations occur.

**Pests:** Cluster flies, Flying moths, Gnats, House flies, Mosquitoes.

**How to Use:** For use only as an aid in reducing annoyance from these insects. Spray outside surfaces of screens, doors, window frames or wherever these insects may enter the room. Also treat surfaces around light fixtures on porches, under patio furniture, in garages and other places where these insects alight or congregate.

**Pests:** Tent caterpillars.

**How to Use:** Application should be made when caterpillars are young and tents are first noticed. For best results, apply in the late afternoon or evening, when caterpillars have returned to their tents. Wet tents with spray on all sides. A few caterpillars may be seen escaping from the tent, however, they should die within several hours.

**GENERAL INSTRUCTIONS FOR CLOTHING TREATMENT:**

For protection against Ticks (including those which may carry Lyme disease), chiggers and mosquitoes, apply product as directed below. For further protection, use in conjunction with an insect repellent registered for direct application to the skin and utilize the following primary preventive measures. Avoid areas where the pests are found, wear appropriate protective clothing (light-colored, long-sleeved shirt and long pants tucked into socks) and inspect body daily for ticks. Pant cuffs should be worn inside the socks or footwear to ensure full protection against ticks and chiggers.

**INITIAL TREATMENT INSTRUCTIONS:**

1. Use 6.4 fl. oz. in 1 quart of water for a Permethrin Concentrate of 0.5% Permethrin.
2. Select a well-ventilated outdoor area protected from wind and lay out the clothing to be treated (as complete outfit; shirt, trousers and socks).
3. Spray about 6 to 8 inches from surface of the [article or] clothing and spray with a slow sweeping motion to lightly moisten the surface of the fabric.
4. Continue spraying over entire [article or] outfit, until the outer surface of the fabric is moist enough to cause a slight color change or darkening. Pay special attention to socks, trouser cuffs and shirt cuffs.
5. Turn the [article or ] clothing over and treat the other side as described in Steps 2 & 3.
6. Hang the treated [article or ] clothing and allow to dry for at least 2 hours (4 hours under humid conditions) before wearing

7. **RETREATMENT INSTRUCTIONS:**

This product contains an active ingredient which actually binds to the fabric being treated, providing residual protection which lasts a minimum of six weeks, and holds up through several machine washings. DO NOT RETREAT CLOTHING MORE THAN ONCE EVERY SIX WEEKS. LAUNDRY CLOTHING AT LEAST ONCE BEFORE RETREATING. For retreatment, follow instructions for initial treatment.

**INITIAL TREATMENT INSTRUCTIONS ON NETS, TENTS, SLEEPING BAGS AND BACKPACKS:**

Do not treat inside of sleeping bag. Spray exterior surfaces of tent only.

Select a well-ventilated outdoor area protected from wind and lay out article to be treated. Spray about 6 to 8 inches from surface of the article and spray with a slow sweeping motion to lightly moisten the surface of the fabric. Continue spraying over entire article, until the outer surface of the article is moist enough to cause a light color change or darkening. Turn the article over and treat the other side as described in steps 2 and 3. Hang the treated article and allow to dry for at least 2 hours (4 hours under humid conditions) before using.

**RETREATMENT INSTRUCTIONS:**

This product contains an active ingredient that actually binds to the fabric being treated, providing residual protection that lasts a minimum of six weeks. DO NOT RETREAT ARTICLES MORE THAN ONCE EVERY SIX WEEKS. For retreatment, follow instructions for initial treatment

**[Satisfaction Guaranteed**

If for any reason you are not completely satisfied with the performance or results of this [Brand Name] product. It will be replaced free of charge. Simply provide proof of purchase and return the product and/or unused portion to the place of purchase]

[Graphic: [Brand Name] Quality Pledge]

12  
18

**STORAGE AND DISPOSAL**

Do not contaminate water, food or feed by storage and disposal.

**Pesticide Storage**

Store in a cool, dry area, preferably a locked storage area. Store above freezing. Do not store diluted spray. Store with container tightly closed. Always store pesticides in the original container, do not transfer to food or drink container. Avoid contamination of food, feed, and domestic water supplies. Store away from food and pet food.

**Pesticide Disposal and Container Handling**

Nonrefillable container. Do not reuse or refill this container.

If empty:

Place in trash or offer for recycling if available.

If partly filled:

Call your local solid waste agency for disposal instructions. Never place unused product down any indoor or outdoor drain.

Optional Storage and Disposal Instructions for Agricultural Use:

**STORAGE AND DISPOSAL**

Do not contaminate water, food, or feed by storage and disposal.

**Pesticide Storage**

Store in a cool, dry area. Always store pesticides in the original container. Store away from food and pet food.

**Pesticide Disposal**

To avoid wastes, use all material in this container by application according to label directions. If wastes cannot be avoided, offer remaining product to a waste disposal facility or pesticide disposal program (often such programs are run by state or local governments or by industry).

**Container Handling**

Nonrefillable container. Do not reuse or refill this container.

[For containers less than or equal to 5 gallons]

Triple rinse container (or equivalent) promptly after emptying. Triple rinse as follows: Empty the remaining contents into application equipment or a mix tank and drain for 10 seconds after the flow begins to drip. Fill the container ¼ full with water and recap. Shake for 10 seconds. Pour rinsate into application equipment or a mix tank or store rinsate for later use or disposal. Drain for 10 seconds after the flow begins to drip. Repeat the procedure two more times. Then offer for recycling if available, or puncture and dispose of in a sanitary landfill or by incineration. Do not burn unless allowed by state and local ordinances.

[For containers greater than 5 gallons]

Triple rinse container (or equivalent) promptly after emptying. Triple rinse as follows: Empty the remaining contents into application equipment or a mix tank. Fill the container ¼ full with water. Replace and tighten closures. Tip container on its side and roll it back and forth, ensuring at least one complete revolution, for 30 seconds. Stand the container on its end and tip it back and forth several times. Turn the container over onto its other end and tip it back and forth several times. Empty the rinsate into application equipment or a mix tank or store rinsate for later use or disposal. Repeat this procedure two more times. Then offer for recycling if available, or puncture and dispose of in a sanitary landfill or by incineration. Do not burn unless allowed by state or local ordinances.

Deleted: 0310z

13  
18

27783-0410

**EVERCIDE® 2.5 Permethrin Concentrate/Repellent**

[Indicates Optional Text]

**Ready-Spray®**

- **Kills Mosquitoes that/(which may) transmit West Nile Virus\***
- **Controls/Kills Mosquitoes that/which may transmit West Nile Virus\*\***
- **Aids in Reducing Annoyance From Mosquitoes and Other Flying Insects**

[INSECT ART, mosquito]

[Treats up to 16,000 sq. ft.]

[Covers 21,300 sq. ft for lawns[for most lawn insects]

[Kills chinch bugs, mole crickets, plus other listed insects! See back.]

[Kills ants, armyworms, beetles, caterpillars, plus others listed! See back.]

[Kills on contact and keeps killing for up to 4 weeks]

[Just attach hose & spray!]

[\*Total kill is the brand name of the Home Depot line of pest control products]

[Contains 2.5% Permethrin Insecticide]

[From the outdoor experts]

For Use on Residential Lawns, Gardens, Patios and Home Picnic Areas

[Application: For Lawns: Mix 6 fl oz. in 10 Gallons of water to cover 1, 000 sq ft.

For Ornamentals: Mix 1 fl. oz. Concentrate Per Gallon of water]

See back panel booklet for additional precautionary statements.

**NET** \_\_\_\_\_

[BACK]

**Ready-Spray®**

- Contains Permethrin, a long lasting insecticide that provides contact and residual control [kill] for up to 4 weeks of many hard-to-kill sucking and chewing insects.

Deleted: 0310z

14  
18

\*EVERCIDE® 2.5 Permethrin Concentrate/Repellent [alternate product name] has been proven to kill species of mosquitoes known to carry West Nile Virus. However, as with all insect controls, EVERCIDE® 2.5 Permethrin Concentrate/Repellent [alternate product name] does not achieve 100% control of the insects.

\*\*Product does not provide 100% control.

PRODUCT FACTS	
<b>KILLS INSECTS</b>	Lawn pests: ants, armyworms, brown dog ticks, chinch bugs, crickets, cutworms, deer ticks, fleas, grasshoppers, Japanese beetle grubs, mole crickets and sod webworms..  Tree, shrub, rose & flower pests: aphids, bagworms, cicadas, exposed thrips, fall cankerworms, inchworms, leafminers, and other listed pests.  Nuisance pests (outdoors): ants, clover mites, cluster flies, crickets, earwigs, fleas, mosquitoes and other listed pests.
<b>WHERE TO USE</b>	On lawns, trees and shrubs, roses and flowers and outside surfaces of buildings.
<b>[PHONE/ COMPUTER ICON]</b>	Questions, Comments or Medical Information? Call 1-800-225-2883 <a href="http://www.ortho.com">www.ortho.com</a>

#### DIRECTIONS FOR USE

It is a violation of Federal law to use this product in a manner inconsistent with its labeling.

#### READ ENTIRE LABEL BEFORE EACH USE

This product helps reduce annoying and troublesome outdoor insects. Do not spray animals. People and pets should not be allowed in treated areas until spray has dried.

- Apply insecticide when insects first appear and repeat as necessary but not more frequently than every 3 days.

This product kills most troublesome outdoor insects, which destroy lawns, gardens, and are an annoyance on patios and at picnics.

Deleted: 0410z

15  
18

HOW TO USE THE Ready-Spray® SYSTEM	
<b>CONNECT</b>	<ol style="list-style-type: none"><li>1. Shake well before using.</li><li>2. Connect sprayer to hose.</li><li>3. Turn on water.</li></ol>
<b>SPRAY</b>	<ol style="list-style-type: none"><li>1. To begin spraying, point nozzle in the direction you want to spray.</li><li>2. Bend small yellow plastic tab back and turn knob clockwise to ON position.</li><li>3. Spray evenly over measured area.</li></ol>
<b>FINISH</b>	<ol style="list-style-type: none"><li>1. To stop spraying, turn knob counter-clockwise to OFF position.</li><li>2. Turn off water.</li><li>3. Relieve water pressure by bending yellow plastic tab back and turning knob to ON position until water slows to a drip. Then, turn knob back to OFF position.</li><li>4. Disconnect sprayer from hose.</li></ol>

**Barrier Spray For Nuisance Pests:** Such as Ants, Clover mites, Cluster flies, Crickets, Earwigs, Fleas, Flying moths, Gnats, House flies, Millipedes, Mosquitoes, Sowbugs (pillbugs), Spiders, Tent caterpillars, Ticks (Brown dog, Dear, Lone Star)

**General Directions:**

Use 32 fl oz. to treat 1,900 linear feet with a 6-inch spray band.

Deleted: 0410z

OTHER OUTSIDE AREAS	
<b>Pests:</b> <b>Ants, Crickets, Earwigs, Fleas, Spiders, Ticks, (Brown dog, Deer, Lone star)</b>	<b>How to Use:</b> For treatment of localized infestations of these insects in areas where there are weeds, shrubs or bushy non-crop areas, spray infested areas thoroughly. For ants, thoroughly wet hills and runways. Repeat [as necessary] application as reinfestations occur.
<b>Pests:</b> <b>Cluster flies, Flying moths, Gnats, House flies, Mosquitoes</b>	<b>How to Use:</b> For use only as an aid in reducing annoyance from these insects. Spray outside surfaces of screens, doors, window frames or wherever these insects may enter the room. Also treat surfaces around light fixtures on porches, under patio furniture, in garages and other places where these insects alight or congregate. Repeat as necessary.
<b>Pest:</b> <b>Tent caterpillars</b>	<b>How to Use:</b> Application should be made when caterpillars are young and tents are first noticed. For best results, apply in the late afternoon or evening, when caterpillars have returned to their tents. Wet tents with spray on all sides. A few caterpillars may be seen escaping from the tent, however, they should die within several hours..

<b>Outside Surfaces of Buildings</b>	<b>Pests:</b> Ants, Clover mites, Crickets, Earwigs, Millipedes, Sowbugs (pillbugs).	<b>How to Use:</b> To help prevent infestation of buildings, treat the building foundation to a height of 2 to 3 feet, where pests are active and may find entrance. Also, apply as a residual spray to outside surfaces of buildings, including porches, screens, window frames, eaves, patios, picnic areas, garages, refuse piles, and other areas where these pests congregate or have been seen. Hold sprayer two (2) to three (3) feet from surface to be treated. Spray to slightly moisten the surface. [To maintain effectiveness, reapply as reinfestation occurs.] [Repeat as needed to maintain effectiveness.]
--------------------------------------	--	---



17  
18

**USE ON LAWNS**

<p>Kentucky bluegrass, Bent, Bermuda, bluegrass, dichondra, fescue, Irish moss, Merion and St. Augustine</p>	<p><b>Pests:</b> Ants Armyworms, Brown dog ticks, Chinch bugs, Crickets, Cutworms, Deer ticks, Fleas, Grasshoppers, Japanese beetles grubs, Mole crickets and Sod webworms.</p>	<p><b>How to Use:</b> Thoroughly wet down grass a few hours before applying. Home[Residential] lawns should be no taller than 3 inches at time of application. Slightly more water may be used as long as the amount of product per area is as listed below. For heavy infestations, repeat application after 2 weeks. For listed insects 32 fl oz. treats 5,300 sq. ft.</p>
--	---	--

**USE ON TREES & SHRUBS**

<p>Arizona Cypress, Azalea, Birch, Non-Bearing Citrus, Conifers, Elm, English Ivy, Euonymus, Weeping Fig, Fir, Honeysuckle, Lilac, Mock-Orange, Oak, Palm, Philodendron, Pine, Poinsettia, Tulip, Poplar, Rhododendron, Taxus</p>	<p><b>Pests:</b> Aphids, Bagworms, Cicadas, Exposed thrips, Fall cankerworms, Inchworms, Leafminers, Mealybugs, Spider mites, Whiteflies. Fall webworms on Cherry and Honeysuckle, Budworms on Conifer, Elm leaf beetles, Elm spanworms and Fall webworms on Elms, Tussock moths on Douglas and Grand Firs, Citrus black flies on Non-Bearing Citrus, Oakworms on Oaks, Pine beetles, Pine moths, Pine needleminers, and Needle scales on Pines.</p>	<p><b>How to Use:</b> Apply as a thorough spray, wetting leaves and branches but do not let runoff occur. Try to penetrate dense foliage. Spray in the late afternoon or evening, when the temperature ranges from 50 to 75 F and when there is little or no wind. Spray at the first sign of insects. Repeat as necessary; use intervals of 4-8 days.</p>
---	--	--

**USE ON ROSES & FLOWERS**

<p>Ageratum, Aster, Azalea, Begonia, Coleus, Common Ninebark and Snowberry, Exacum, Gladiolus, Gold Bells, Hypoestes, Ivy, Lilac, Marigold, Mock-Orange, Nannyberry, Orchid, Pansy, Pea Shrub, Petunia, Poinsettia, Rhododendron, Rose, Snapdragon, Zinnia.</p>	<p><b>Pests:</b> Aphids, Bagworms, Cicadas, Exposed thrips, Fall cankerworms, Fall webworms, Inchworms, Leafminers, Leafrollers, Mealybugs, Spider mites, and Whiteflies.</p>	<p><b>How to Use:</b> Apply as a thorough spray, wetting the plants thoroughly, but do not let runoff occur. Try to hit underside of leaves and penetrate dense foliage. Spray in the later afternoon or evening, when the temperature ranges from 50 to 75 F and when there is little or no wind. Spray at the first sign of insects. To maintain effectiveness; spray as reinfestation occurs but use intervals of 4-8 days.</p>
---	---	--

Deleted: 0410z

18  
18

**NOTICE:** Buyer assumes all risk of use, storage or handling of this product not in accordance with directions.

**The ORTHO [SCOTTS No-Quibble®] Guarantee**

If for any reason you are not satisfied with this product, mail us proof of purchase to obtain a full refund of your purchase price.

**ORTHO[SCOTTS] & YOUR ENVIRONMENT:** Your home and yard are places for family and pets to enjoy. That's why Ortho products are designed with care to provide effective solutions to insect problems inside and outside your home. For best results and a healthy environment, please follow instructions for appropriate usage, storage and disposal.

*[phone icon]* **Questions, Comments or Medical Information ?**

call **1-800-225-2883**      [www.ortho.com](http://www.ortho.com)

© 2002, The ORTHO Group. World Rights Reserved.  
EVERCIDE®-Registered trademark of McLaughlin Gormley King Co.

Superscript is first letter of lot number.

Deleted: 0410z