

1021-1736

12/12/2012

1/16



UNITED STATES ENVIRONMENTAL PROTECTION AGENCY
WASHINGTON, D.C. 20460

OFFICE OF CHEMICAL SAFETY
AND POLLUTION PREVENTION

Mr. Thomas Lennan
McLaughlin Gormley King Company
8810 Tenth Avenue North
Minneapolis, MN 55427

DEC 12 2012

Dear Mr. Lennan:

Subject: Amendment: Add misting system directions
Evercide Permethrin 10% EC 2784
EPA Reg. No. 1021-1736
Your submission dated September 13, 2012

The amendment referred to above, submitted in connection with registration under the Federal Insecticide, Fungicide and Rodenticide Act (FIFRA) section 3(c)(7)(a), is acceptable and a stamped copy of the label is enclosed for your records.

Please be reminded that 40 CFR Part 156.140(a)(4) requires that a batch code, lot number, or other code identifying the batch of the pesticide distributed and sold be placed on nonrefillable containers. The code may appear either on the label (and can be added by non-notification/PR Notice 98-10), or durably marked on the container itself.

If you have any questions regarding this letter, please contact Dana Pilitt, PhD of my staff at (703) 305-7071 or via e-mail at pilitt.dana@epa.gov.

Sincerely,

Richard Gebken
Product Manager 10
Insecticide Branch
Registration Division (7505P)

1021-1736 D 470193

EVERCIDE® Permethrin 10% EC 2784

[OCCUPATIONAL USE SECTION]

[] indicates optional wording

A long lasting livestock and premise spray that provides quick knockdown, broad spectrum insecticidal effectiveness and excellent residual activity for up to 28 days

Controls pests up to 4 weeks

Makes up to ____ Gallons!

Protects Horses and Ponies from attacks of Horse Flies, Stable Flies, Face Flies, Deer Flies, Houseflies, Horn Flies, Mosquitoes, and Gnats
For use on dairy and beef cattle, sheep, goats, swine, horses, poultry and their premises.

Kills Gypsy Moth Caterpillars, Japanese Beetles, Roaches, Ants, Fleas, Ticks, Lice, Bed Bugs, Horn Flies, Houseflies, Mealworms, Darkling Beetles, Poultry Lice, Fowl Mites, and numerous other insects as listed

For use outdoors and in homes and nonfood areas of commercial buildings, institutions, warehouses, theatres, office buildings, schools, motels, hotels, restaurants, food/feed processing establishments, hospitals, kennels, poultry houses, dairies, cattle barns, milking parlors, horse barns and swine houses

Labeled for use in outdoor residential misting systems

Labeled for use in commercial animal premise misting systems

Not for Forestry Use or Commercial Nursery Use

Not for use on plants being grown for sale or other commercial use, or for commercial seed production or for research purposes

ACTIVE INGREDIENT:

* Permethrin [*-(3-Phenoxyphenyl) methyl (+ or -) cis-trans-3-(2,2-dichloroethenyl) 2,2-dimethylcyclopropanecarboxylate).....	10.00%
** OTHER INGREDIENTS.....	90.00%
	100.00%

* Cis-trans isomers ratio: Min. 35% (+ or -) cis and Max. 65% (+ or -) trans

** Contains petroleum distillates

Contains 0.75 lbs. of permethrin per gallon

ACCEPTED

DEC 12 2012

Under the Federal Insecticide, Fungicide, and Rodenticide Act, as amended, for the pesticide registered under EPA Reg. No. **1021-1736**

KEEP OUT OF REACH OF CHILDREN CAUTION

FIRST AID

IF SWALLOWED:	<ul style="list-style-type: none"> ▪ Immediately call a poison control center or doctor. ▪ Do not induce vomiting unless told to do so by the poison control center or doctor. ▪ Do not give any liquid to the person. ▪ Do not give anything by mouth to an unconscious person.
IF ON SKIN OR CLOTHING:	<ul style="list-style-type: none"> ▪ Take off contaminated clothing. ▪ Rinse skin immediately with plenty of water for 15-20 minutes. ▪ Call a poison control center or doctor for treatment advice.
IF IN EYES:	<ul style="list-style-type: none"> ▪ Hold eye open and rinse slowly and gently with water for 15-20 minutes. ▪ Remove contact lenses, if present, after the first 5 minutes, then continue rinsing eye. ▪ Call a poison control center or doctor for treatment advice.
NOTE TO PHYSICIAN: Contains petroleum distillates – vomiting may cause aspiration pneumonia.	
Have the product container or label with you when calling a poison control center or doctor, or going for treatment. For information regarding medical emergencies or pesticide incidents, call 1-888-740-8712.	

Manufactured by:



8810 Tenth Avenue North
Minneapolis, MN 55427

EPA Reg. No. 1021-1736

EPA Est. No. 1021-MN-2

Net Contents _____

PRECAUTIONARY STATEMENTS
HAZARDS TO HUMANS AND DOMESTIC ANIMALS

CAUTION

Harmful if swallowed or absorbed through skin. Causes moderate eye irritation. Avoid contact with skin, eyes, or clothing.

PERSONAL PROTECTIVE EQUIPMENT (PPE)

Applicators using ULV cold foggers or fog/mist generators in indoor spaces must wear:

- Coveralls over long-sleeved shirt and long pants,
- Chemical-resistant gloves made of barrier laminate, nitrile rubber, neoprene rubber or viton;
- Chemical resistant footwear plus socks, and;
- Chemical-resistant headgear, if overhead exposure.

Applicators using UVL cold foggers and/or fog/mist generators in outdoor spaces must wear:

- Long-sleeve shirt and long pants;
- Shoes plus socks, and
- Chemical-resistant gloves.

All other mixers, loaders, applicators, and other handlers must wear:

- Long-sleeve shirt and long pants,
- Shoes plus socks,
- Chemical-resistant gloves . Chemical resistant apron for mixers, loaders, persons cleaning equipment and persons exposed to the concentrate and for handlers performing animal dip applications.

USER SAFETY RECOMMENDATIONS

Users should wash hands before eating, drinking, chewing gum, using tobacco, or using the toilet.

Users should remove clothing/PPE immediately if pesticide gets inside. Then wash thoroughly and put on clean clothing.

Users should remove PPE immediately after handling this product. Wash the outside of gloves before removing. As soon as possible, wash thoroughly and change into clean clothing.

Follow manufacture's instructions for cleaning/maintaining PPE. If no such instructions for washables exist, use detergent and hot water. Keep and wash PPE separately from other laundry.

Discard clothing and other absorbent materials that have been drenched (except as required by directions for use) or heavily contaminated with this product's concentrate. Do not reuse them.

ENVIRONMENTAL HAZARDS

This pesticide is extremely toxic to aquatic organisms, including fish and invertebrates. Do not apply directly to water, or to areas where surface water is present, or to intertidal areas below the mean high water mark. Do not apply when weather conditions favor drift from treated areas. Drift and runoff from treated areas may be hazardous to aquatic organisms in neighboring areas. Do not contaminate water when disposing of equipment wash waters or rinsate.

Under some conditions, it may also have a potential for transport into surface water in runoff (primarily adsorbed to suspend soil particles), for several months or more after applications. These include poorly draining or wet soils, with readily visible slopes toward adjacent waters, frequently flooded areas, and areas overlying extremely shallow groundwater, areas with in-field canals or ditches that drain to surface water, areas not separated from adjacent surface waters with vegetated filter strips, and areas over-lying tile drainage systems that drain to surface waters.

This pesticide is highly toxic to bees exposed to direct treatment on blooming crops or weeds. Do not apply this product or allow it to drift to blooming crops or weeds while bees are actively visiting the treatment area.

Do not discharge effluent containing this product into lakes, streams, ponds, estuaries, oceans, or other waters unless in accordance with the requirements of a National Pollutant Discharge Elimination System (NPDES) permit and the permitting authority has been notified in writing prior to discharge. Do not discharge effluent containing this product to sewer system without previously notifying the local sewage treatment plant authority. For guidance contact your State Water Board or Regional Office of the EPA.

PHYSICAL OR CHEMICAL HAZARDS

Combustible. Do not use or store near heat or open flame. Do not apply this product around electrical equipment due to possibility of shock hazard.

DIRECTIONS FOR USE

It is a violation of Federal law to use this product in a manner inconsistent with its labeling.

READ ENTIRE LABEL BEFORE EACH USE.

PRECAUTIONS AND RESTRICTIONS:

Except when applying to dogs or livestock, do not enter or allow others to enter treated area until sprays have dried.

Except when applying to dogs or livestock, do not enter or allow others to enter until vapors, mists, and aerosols have dispersed, and the treated area has been thoroughly ventilated.

Except when applying to dogs or livestock, do not apply this product in a way that will contact workers or other persons, either directly or through drift.

Except when applying to dogs or livestock, only protected handlers may be in the area during application.

Do not breathe dust, vapors, or spray mist.

Do not apply when food is present.

Do not use in food areas of food handling establishments, restaurants, or other areas where food is commercially prepared or processed. Do not use in serving areas while food is exposed or facility is in operation. Serving areas are areas where prepared food is served, such as dining rooms, but excluding areas where foods may be prepared or held. In the home, all food processing surfaces and utensils should be covered during treatment or thoroughly washed before use. Exposed food should be covered or removed.

When used in dairy barns or facilities: Close milk bulk tank lids to prevent contamination from spray and from dead or falling insects. Remove or cover milking utensils before application. Wash teats of animals before milking. Not for broadcast use on indoor surfaces.

All outdoor applications must be limited to spot or crack-and-crevice treatments only, except for the following permitted uses:

- (1) Treatment to soil or vegetation around structures;
- (2) Applications to lawns, turf, and other vegetation;
- (3) Applications to building foundations, up to a maximum height of 3 feet.

Other than applications to building foundations, all outdoor applications to impervious surfaces such as sidewalks, driveways, patios, porches and structural surfaces (such as windows, doors, and eaves) are limited to spot and crack-and-crevice applications, only.

Do not water the treated area to the point of run-off.

Do not make applications during rain.

Application is prohibited directly into sewers or drains, or to any area like a gutter where drainage to sewers, storm drains, water bodies, or aquatic habitat can occur. Do not allow the product to enter any drain during or after application.

FOR PET USE – USE ONLY ON DOGS, HORSES AND PONIES

For use on Dairy & Beef Cattle, Sheep, Goats, Swine, Horses & Ponies, Poultry and their premises to control stable flies, deer flies, house flies, horse flies, mosquitoes, and gnats. Keep container sealed when not in use. Protect from freezing. To prepare dilutions, add the required amount of concentrate to water and blend thoroughly.

Dilution rates on this label will yield the following ready-to-use product:

RATE	OZ. CONC./GAL	PERMETHRIN
1:19	6.4	0.50%
1:39	3.2	0.25%
1:100	1.28	0.10%
1:200	0.64	0.05%
1:400	0.32	0.025%

Dilution Rates:	Rate Concentrate/Water	Or Oz. Concentrate Per Gallon of Water	Or Teaspoons Per Gallon of Water
Maintenance Use	1 part concentrate / 400 parts water	0.32 oz. concentrate / 1 Gallon of water	2 teaspoons conc. / per gallon of water
Normal Infestations	1 part concentrate / 200 parts water	0.64 oz. concentrate / 1 Gallon water	4 teaspoons conc. / per gallon of water
Severe Infestation	1 part concentrate / 100 parts water	1.28 oz. concentrate / 1 Gallon water	8 teaspoons conc. / per gallon of water

The number following the dilution directions on this label refers to the ready-to-use Permethrin level.

For maximum effectiveness, a combination of localized application and space treatment is recommended. Remove pets and birds and cover fish aquariums before spraying.

INDOOR USE AREAS

NOT FOR USE IN FEDERALLY INSPECTED MEAT AND POULTRY PLANTS

NONFOOD/FEED AREAS include (but are not limited to) garbage rooms, lavatories, floor drains (to sewers), entries and vestibules, offices, locker rooms, machine rooms, boiler rooms, garages, mop closets, and storage (after canning or bottling).

- | | | |
|--------------------------|------------------------|---------------------|
| BAKERIES | BEVERAGE PLANTS | CANNERIES |
| FLOUR MILLS | FOOD PROCESSING PLANTS | GRAIN ELEVATORS |
| GRANARIES | HOSPITALS | HOTELS, MOTELS |
| INDUSTRIAL INSTALLATIONS | KENNELS | MEAT PACKING PLANTS |
| HOMES | OFFICE BUILDINGS | RAILROAD CARS |
| RESTAURANTS | SCHOOLS | SHIPS' HOLDS |
| SUPERMARKETS | TRUCK TRAILERS | WAREHOUSES |

AS A SURFACE SPRAY TO CONTROL: Cockroaches, Waterbugs, Palmetto Bugs, Ants, Silverfish, Firebrats, Spiders, Crickets, Millipedes, Centipedes, Sowbugs, Pillbugs, Clover Mites, Cheese Mites, Granary Weevils, Rice Weevils, Confused Flour Beetles, Rust Red Flour Beetles, Saw-toothed Grain Beetles, Spider Beetles, Cigarette Beetles, Drugstore Beetles, Darkling Beetles, Mealworms, Grain Mites, and Cadelles:

For initial clean up of severe insect infestation, dilute at a rate of 1 part concentrate in 19 parts water (6.4 fluid ounces per gallon) (0.5%).

5/16

For normal infestations, dilute 1 part concentrate in 100 parts water (1.28 ounces per gallon) (8 teaspoonfuls per gallon) (0.1%).

For maintenance use, dilute 1 part concentrate in 200 parts water (0.64 ounces per gallon) (4 teaspoonfuls per gallon) (0.05%).

Use a sprayer and adjust to deliver a coarse wet spray. Direct the spray into hiding places, cracks and crevices, under pallets, around containers of stored foods, around the base of machinery, and behind shelves and drawers. Spray bookcases for Silverfish. Spray Ant trails, nests, and points of entry. If surface application only is to be used, spray floors, walls, and other surfaces, applying at a rate of 1 gallon to 750 square feet of surface.

TO CONTROL Carpet Beetles: Spray edges of carpeting and under carpeting and rugs. Make localized application to floor and baseboards. Spray directly into cracks and closets and onto infested areas of shelving.

TO CONTROL Bedbugs: Spray mattresses lightly, particularly around tufts and seams. Take bed frames apart and spray in all joints. Treat baseboards, moldings, and floors. Allow all treated articles to thoroughly dry before use.

TO CONTROL Fleas and Ticks (adult and larvae): Thoroughly spray infested areas, pet beds, resting quarters, nearby cracks and crevices, along and behind baseboards, moldings, window and door frames, and localized areas of floors and floor coverings. Place fresh bedding in animal quarters following treatment.

AS A SPACE SPRAY:

For initial clean up of severe insect infestation, dilute at a rate of 1 part concentrate in 19 parts water (6.4 fluid ounces per gallon) (0.5%).

For normal infestations, dilute 1 part concentrate in 100 parts water (1.28 ounces per gallon) (8 teaspoonfuls per gallon) (0.1%).

For maintenance use, dilute 1 part concentrate in 200 parts water (0.64 ounces per gallon) (4 teaspoonfuls per gallon) (0.05%).

Apply with mechanical or compressed air equipment (non-thermal) adjusted to deliver a fine mist. Close doors and windows and shut off ventilating systems. For rapid control of Houseflies, Fruit Flies, Gnats, Mosquitoes, Skipper Flies, Wasps, Hornets, Bees, Black Flies, Angoumois Grain Moths, and Tobacco Moths, direct spray at an upward angle, distributing it uniformly through the entire area at a rate of 1 ounce per 1,000 cubic feet of space. Keep area closed for at least 10 minutes. Vacate areas after treatment and ventilate and sweep up dead insects before reoccupying.

For rapid kill of exposed or accessible stages of other insects named on this label: Apply using conventional mechanical or compressed air equipment (non-thermal), following directions for space spraying. Apply the above dilutions at a rate of 1 ounce per 1,000 cubic feet of space.

OUTDOOR USE AREAS

- | | | |
|--------------------|-------------------|----------------------|
| CORRALS | FEED LOTS | GARDENS |
| PARKS | DRIVE-IN THEATERS | DRIVE-IN RESTAURANTS |
| ZOOS | PLAYGROUNDS | |
| RECREATIONAL AREAS | SWINE LOTS | URBAN AREAS |
| HOMES | | |

For initial clean up of severe insect infestation, dilute at a rate of 1 part concentrate in 19 parts water (6.4 fluid ounces per gallon) (0.5%).

For normal infestations, dilute 1 part concentrate in 100 parts water (1.28 ounces per gallon) (8 teaspoonfuls per gallon) (0.1%).

For maintenance use, dilute 1 part concentrate in 200 parts water (0.64 ounces per gallon) (4 teaspoonfuls per gallon) (0.05%).

Do not allow spray treatment to drift on pastureland, cropland, poultry ranges, or water supplies. Do not use on crops used for food, forage, or pasture. Never treat open water with this product. Not to be used within 100 feet (30 meters) of lakes and streams.

TREATMENT OF FLYING INSECTS

TO AID IN CONTROL OF Mosquitoes, Wasps, Gnats, and Skippers: Treat walls, ceilings, moldings, screens, door frames, window frames, beams, light cords, and similar resting places.

FOR TEMPORARY REDUCTION OF ANNOYANCE FLIES, GNATS, AND MOSQUITOES

NOT FOR USE AS A WIDE-AREA MOSQUITO ADULTICIDE

In drive-in restaurants, drive-in theaters, urban area, parks, playgrounds, and other recreational areas. Dilute 1 part concentrate in 40 parts water (3.2 fluid ounces per gallon of water) (0.25%). Direct the spray into tall grass and shrubbery and around lawns where these pests may hover or rest. Apply while the air is still and avoid wetting foliage of desirable plants. Apply product before occupancy.

In the treatment of corrals, feedlots, swine lots, and zoos, cover any exposed water, drinking fountains, and animal feed before application. Fill the area with mist and direct the spray into tall grass, [and] shrubbery and around lawns where the above pests may hover or rest. Apply while the air is still and avoid wetting foliage of desirable plants. In zoos, prevent exposure of reptiles to this product.

GYPSY MOTH CATERPILLARS AND ADULTS, ADULT JAPANESE BEETLES, EASTERN AND FOREST TENT CATERPILLARS

TO KILL ON CONTACT: Dilute 1 part concentrate in 40 parts water (3.2 fluid ounces per gallon of water) (0.25%). Apply to insure thorough coverage of upper and lower leaf surfaces.

ON TREES AND SHRUBS: Treat trees and shrubs as soon as insects emerge (usually late spring). Treat leaves, branches and tree trunks evenly, making sure to penetrate dense foliage. Repeat application every 7 days as necessary for control.

6/16

ON ROSES AND IN FLOWER GARDENS: Treat plants and flowers as soon as insects appear. Spray plants and flowers, making sure to penetrate dense foliage. Repeat application every 7 days or as necessary for control.

DIRECTION FOR USE IN OUTDOOR RESIDENTIAL MISTING SYSTEMS:

NOTE: Not registered for use in Automatic ULV Spraying Systems in the State of New York

When using this product installers and service technicians must comply with the license, certification, or registration requirements of the state(s), tribe(s), or local authority(ies) where they are installed.

Do not use in an evaporative cooling system.

Direct nozzles to spray towards the target area and away from swimming pools, water bodies, or eating and cooking areas.

Do not set nozzles to direct mist near outside air condition systems or other home air intakes.

If used in a system with a reservoir tank for the end use dilution, the system reservoir tank must be locked. Securely attach the end use pesticide label and a dilution statement to the system reservoir tank in a weather protected area or plastic sleeve. The dilution statement must be phrased as follows: this container holds ___ parts Evercide Permethrin 10% to ___ parts water

If the system works on an automatic timer, set the timing for application when people, pets, and/or food are unlikely to be present.

If the system works when a person operates a remote activation device, then application of this pesticide when people, pets, and/or food are present is prohibited.

This product may only be used in systems that have been calibrated to apply no more than the maximum application rate of 0.25 grams per 1000 cubic feet per day.(0.0055 lbs. of EVERCIDE® Permethrin 10% EC per 1000 cubic feet per day or 0.097 fl. oz. of EVERCIDE® Permethrin 10% EC per 1000 cubic feet per day)

Automatic Spraying System Dilution Table:

A System tank size (in gallons)	B Conversion Factor (fluid ounces in concentrate per gallon of water)	A x B = Fluid ounces of concentrate for that tank size, to be mixed with water to achieve 0.09% permethrin
30	1.16	35
55	1.16	64
125	1.16	145
225	1.16	261

ANIMALS AND ANIMAL PREMISE USE AREAS

CATTLE BARNS
POULTRY HOUSES
DAIRIES

SWINE HOUSES
HORSE BARNS
MILKING PARLORS

MILK ROOMS
KENNELS

This insecticide concentrate when diluted, can be used on horses & ponies as a trigger spray and will provide control for up to 4 weeks. Kills stable flies, horse flies, deer flies, face flies, houseflies, horn flies, mosquitoes, and gnats. NOTE: Do not use on foals under 3 months of age. This product must be diluted prior to use.

Wipe-On: Remove excess dust and dirt. Spray product on clean cloth and wipe animal, being careful to treat back, withers and forelegs. To protect from face flies, apply to face and head but avoid contact with eyes.

For clean up of severe insect infestation, dilute at a rate of 1 part concentrate in 100 parts water (1.28 ounces per gallon) (8 teaspoonfuls per gallon) (0.1%).

7/16

For normal infestations, dilute 1 part concentrate in 200 parts water (0.64 ounces per gallon) (4 teaspoonfuls per gallon) (0.05%).

For maintenance use, dilute 1 part concentrate in 400 parts water (0.32 ounces per gallon) (2 teaspoonfuls per gallon) (0.025%).

LIVESTOCK SPRAY: [FOR USE ON] DAIRY AND BEEF CATTLE, SHEEP, GOATS, SWINE, HORSES, AND POULTRY

FOR DAIRY CATTLE: Spray lactating dairy cows only after milking is complete.

FOR SWINE: Do not ship animals for slaughter within 5 days of last treatment.

TO CONTROL Horn Flies, Houseflies, Mosquitoes, and Gnats: Apply to wet the hair thoroughly, paying particular attention to topline, underline, flanks, withers, and other infested areas. Repeat treatment at intervals of 5 to 12 days for small insect populations or as needed when flies emerge in large numbers.

TO CONTROL Stable Flies, Horse Flies, and Deer Flies: Apply a quart per adult animal to wet the hair thoroughly, paying particular attention to legs, flanks, barrel, topline, and other body areas commonly attacked by those flies. Repeat daily as needed.

TO CONTROL Face Flies: Apply using sprayer that produces large wetting droplets. [In the morning apply to the face of the animal] Apply to the face of the animal in the morning before releasing to pasture. Apply sufficiently to wet the face but not more than 1 1/2 (1.5) ounces per animal. Repeat daily as needed.

TO CONTROL Poultry Lice: Spray roosts, walls, and nests or cages thoroughly, followed by spraying over the birds with a fine mist.

TO CONTROL Bedbugs and Mites (including Northern Fowl Mite) in Poultry Houses: Spray crevices of roost poles, cracks in walls, and cracks in nests where Bedbugs and Mites hide. Spray birds with a fine mist and pay [paying] particular attention to vents. Use at the rate of 1 gallon of spray per 100 birds.

TO CONTROL Sheep "Tick" or Ked: Thoroughly wet all portions of the body by dipping or spraying with sufficient pressure and with a nozzle adjustment to give penetration of the wool. Treat at a rate sufficient to wet the animal.

TO CONTROL Fleas, Ticks, Lice, and Mange Mites (adults and larvae) on Dogs and Livestock: Thoroughly wet the animal by dipping, sponging, or spraying. Allow animal to dry in a warm place without rinsing or toweling. Gives long lasting protection against reinfestation. Repeat applications at intervals of 2 to 3 weeks. [NOTE:] DO NOT TREAT PUPPIES LESS THAN TWELVE WEEKS OLD.

Sensitivities may occur after using ANY pesticide product for pets. If signs of sensitivity occur bathe your pet with mild soap and rinse with large amounts of water. If signs continue, consult a veterinarian immediately.

Consult a veterinarian before using this product on debilitated, aged, medicated, pregnant or nursing animals.

TO CONTROL Fleas, Flies, Ticks, Lice, and Mange Mites (adults and larvae) in kennels, doghouses, runs, and yards: Thoroughly spray pest breeding or resting areas until damp. Most efficient pest control is accomplished when heavy pressure and good contact is achieved. Timing and frequency of application should be based on pest populations reaching nuisance levels, but accompanying manure removal and sanitation practices should precede sprays. Do not spray feed, food, or water. Repeat as needed but not more often than once every 2 weeks.

IN CATTLE BARN, HORSE BARN, SWINE HOUSES, KENNELS, MILKING PARLORS, MILK ROOMS, DAIRIES AND POULTRY HOUSES

TO CONTROL Flies, Mosquitoes, Meal Worms, Darkling Beetles, and Gnats:

For initial clean up of severe insect infestation, dilute at a rate of 1 part concentrate in 100 parts water (1.28 ounces per gallon) (8 teaspoonfuls per gallon) (0.1%).

For normal infestations, dilute 1 part concentrate in 200 parts water (0.64 ounces per gallon) (4 teaspoonfuls per gallon) (0.5%).

For maintenance use, dilute 1 part concentrate in 400 parts water (0.32 ounces per gallon) (2 teaspoonfuls per gallon) (0.025%).

Apply as a fog or fine mist, directing the spray toward ceiling and upper corners until the area is filled with mist. Use about 2 ounces per 1,000 cubic feet of space. For best results, close doors and windows before spraying and keep closed for 10 to 15 minutes. Vacate the treated area and ventilate before reoccupying.

FOR USE WITH HOSE END SPRAYER CAP. The hose end sprayer cap is calibrated to deliver the correct dilution rate. No mixing - no measuring - no mess. Screw hose into back of sprayer cap. Remove bottle cap (save for storage after use). Secure sprayer cap by turning bottle counter-clockwise. Turn on water supply. TO START FLOW OF INSECTICIDE, place index finger over hole on right side of sprayer cap. Evenly and completely spray infested areas.

Hold about 3 feet above surface, moving at a steady pace to ensure consistent, thorough coverage. When treatment is complete or you wish TO STOP FLOW OF INSECTICIDE for any reason, simply remove finger from hole to break siphon action. TO STORE REMAINING INSECTICIDE, turn off water supply and remove bottle from sprayer unit and hose by turning bottle clockwise. Replace cap on bottle and tighten securely. Unscrew hose from sprayer unit and rinse unit in clean water. Store in cool place.

DIRECTIONS FOR USE IN COMMERCIAL ANIMAL PREMISE AUTOMATIC MISTING SYSTEMS:

NOTE: Not registered for use in Automatic ULV Spraying Systems in the State of New York

Do not apply this product in barns or stables where animals intended for slaughter or human consumption will be maintained.

Do not apply when food, feed, or water is present.

Do not apply directly to animals.

When using this product, installers and service technicians must comply with the license, certification, or registration requirements of the state(s), tribe(s), or local authority(ies) where they are installed.

When applying via a remote activation device, do not apply when people and pets are present. If possible, when applying via automatic timer, set the timing for application when people and pets are unlikely to be present.

Direct nozzles to spray towards the target area and away from areas where people are typically present.

Do not use in an evaporative cooling system.


Do not use in misters located within 3 feet of air vents, air conditioner units, or windows.

If used in a system with a reservoir tank for the end use dilution, the system reservoir tank must be locked. Securely attach the end use pesticide label and a dilution statement to the system reservoir tank in a weather protected area or plastic sleeve. The dilution statement must be phrased as follows: this container holds __ parts Evercide Permethrin 10% to __ parts water

This product may only be used in systems that have been calibrated to apply no more than the maximum application rate of 0.25 grams per 1000 cubic feet per day.

Automatic Spraying System Dilution Table:

System Tank Size (in Gallons)	Dilution	Fluid ounces to add to tank
30	.09% Permethrin	35
55		64
125		145
225		261
30	.15% Permethrin	58
55		106
125		241
225		434



STORAGE AND DISPOSAL

Do not contaminate water, food or feed by storage or disposal.


PESTICIDE STORAGE AND SPILL PROCEDURES: Store upright at room temperature. Avoid exposure to extreme temperatures. Always store pesticides in the original container. Store away from food, pet food, feed, seed, fertilizers, and veterinary supplies. Place liquid formulations on lower shelves and dry formulations above. In case of spill or leakage, soak up with an absorbent material such as sand, sawdust, earth, fuller's earth, etc. Dispose of with chemical waste.

PESTICIDE STORAGE [Containers One Gallon And Smaller]: Store upright at room temperature. Avoid exposure to extreme temperatures. Always store pesticides in the original container. Store away from food, pet food, feed, seed, fertilizers, and veterinary supplies. Place liquid formulations on lower shelves and dry formulations above.

PESTICIDE DISPOSAL: To avoid wastes, use all material in this container by application according to label directions. If wastes cannot be avoided, offer remaining product to a waste disposal facility or pesticide disposal program (often such programs are run by state or local governments or by industry).

CONTAINER HANDLING [For Containers Less Than Five Gallons]: Nonrefillable container. Do not reuse or refill this container. Triple rinse (or equivalent) promptly after emptying. Triple rinse as follows: Empty the remaining contents into application equipment or a mix tank and drain for 10 seconds after the flow begins to drip. Fill the container 1/4 full with water and recap. Shake for 10 seconds. Pour rinsate into application equipment or a mix tank or store rinsate for later use or disposal. Drain for 10 seconds after the flow begins to drip. Repeat this procedure two more times. Then offer for recycling if available, or puncture and dispose of in a sanitary landfill or by incineration. Do not burn unless allowed by state and local ordinances.

CONTAINER HANDLING [For Containers Greater Than Five Gallons]: Nonrefillable container. Do not reuse or refill this container. Triple rinse (or equivalent) promptly after emptying. Triple rinse as follows: Empty the remaining contents into application equipment or a mix tank. Fill the container 1/4 full with water. Replace and tighten closures. Tip container on its side and roll it back and forth, ensuring at least one complete revolution, for 30 seconds. Stand the container on its end and tip it back and forth several times. Turn the container over onto its other end and tip it back and forth several times. Empty the rinsate into application equipment or a mix tank or store rinsate for later use or disposal. Repeat this procedure two more times. Then offer for recycling if available, or puncture and dispose of in a sanitary landfill or by incineration. Do not burn unless allowed by state and local ordinances.



10/16

EVERCIDE® Permethrin 10% EC 2784

[RESIDENTIAL USE SECTION]

[] indicates optional wording

A long lasting livestock and premise spray that provides quick knockdown, broad spectrum insecticidal effectiveness and excellent residual activity for up to 28 days

Controls pests up to 4 weeks

Makes up to ____ Gallons!

Protects Horses and Ponies from attacks of Horse Flies, Stable Flies, Face Flies, Deer Flies, Houseflies, Horn Flies, Mosquitoes, and Gnats
For use on dairy and beef cattle, sheep, goats, swine, horses, poultry and their premises.

Kills Gypsy Moth Caterpillars, Japanese Beetles, Roaches, Ants, Fleas, Ticks, Lice, Bed Bugs, Horn Flies, Houseflies, Mealworms, Darkling Beetles, Poultry Lice, Fowl Mites, and numerous other insects as listed

For use outdoors and in homes and kennels, poultry houses, dairies, cattle barns, milking parlors, horse barns and swine houses

Labeled for use in outdoor residential misting systems

Labeled for use in commercial animal premise misting systems

ACTIVE INGREDIENT:

* Permethrin [(3-Phenoxyphenyl) methyl (+ or -) cis-trans-3-(2,2-dichloroethyl) 2,2-dimethylcyclopropanecarboxylate).....	10.00%
** OTHER INGREDIENTS.....	90.00%
	100.00%

* Cis-trans isomers ratio: Min. 35% (+ or -) cis and Max. 65% (+ or -) trans

** Contains petroleum distillates

Contains 0.75 lbs. of permethrin per gallon

KEEP OUT OF REACH OF CHILDREN CAUTION

FIRST AID	
IF SWALLOWED:	<ul style="list-style-type: none"> ▪ Immediately call a poison control center or doctor. ▪ Do not induce vomiting unless told to do so by the poison control center or doctor. ▪ Do not give any liquid to the person. ▪ Do not give anything by mouth to an unconscious person.
IF ON SKIN OR CLOTHING:	<ul style="list-style-type: none"> ▪ Take off contaminated clothing. ▪ Rinse skin immediately with plenty of water for 15-20 minutes. ▪ Call a poison control center or doctor for treatment advice.
IF IN EYES:	<ul style="list-style-type: none"> ▪ Hold eye open and rinse slowly and gently with water for 15-20 minutes. ▪ Remove contact lenses, if present, after the first 5 minutes, then continue rinsing eye. ▪ Call a poison control center or doctor for treatment advice.
NOTE TO PHYSICIAN: Contains petroleum distillates – vomiting may cause aspiration pneumonia.	
Have the product container or label with you when calling a poison control center or doctor, or going for treatment. For information regarding medical emergencies or pesticide incidents, call 1-888-740-8712.	

Manufactured by:



8810 Tenth Avenue North
Minneapolis, MN 55427

EPA Reg. No. 1021-1736

EPA Est. No. 1021-MN-2

Net Contents _____

11/16

PRECAUTIONARY STATEMENTS
HAZARDS TO HUMANS AND DOMESTIC ANIMALS

CAUTION

Harmful if swallowed or absorbed through skin. Causes moderate eye irritation. Avoid contact with skin, eyes, or clothing. Wash thoroughly with soap and water after handling and before eating, drinking, chewing gum, or using tobacco. Remove and wash contaminated clothing before reuse.

ENVIRONMENTAL HAZARDS

This pesticide is extremely toxic to aquatic organisms, including fish and invertebrates. Do not apply directly to water, or to areas where surface water is present, or to intertidal areas below the mean high water mark. Do not apply when weather conditions favor drift from treated areas. Drift and runoff from treated areas may be hazardous to aquatic organisms in neighboring areas. Do not contaminate water when disposing of equipment wash waters or rinsate.

Under some conditions, it may also have a potential for transport into surface water in runoff (primarily adsorbed to suspended soil particles), for several months or more after applications. These include poorly draining or wet soils, with readily visible slopes toward adjacent waters, frequently flooded areas, and areas overlying extremely shallow groundwater, areas with in-field canals or ditches that drain to surface water, areas not separated from adjacent surface waters with vegetated filter strips, and areas over-lying tile drainage systems that drain to surface waters.

This pesticide is highly toxic to bees exposed to direct treatment on blooming crops or weeds. Do not apply this product or allow it to drift to blooming crops or weeds while bees are actively visiting the treatment area.

Do not discharge effluent containing this product into lakes, streams, ponds, estuaries, oceans, or other waters unless in accordance with the requirements of a National Pollutant Discharge Elimination System (NPDES) permit and the permitting authority has been notified in writing prior to discharge. Do not discharge effluent containing this product to sewer system without previously notifying the local sewage treatment plant authority. For guidance contact your State Water Board or Regional Office of the EPA.

PHYSICAL OR CHEMICAL HAZARDS

Combustible. Do not use or store near heat or open flame. Do not apply this product around electrical equipment due to possibility of shock hazard.

DIRECTIONS FOR USE

It is a violation of Federal law to use this product in a manner inconsistent with its labeling.

READ ENTIRE LABEL BEFORE EACH USE.

PRECAUTIONS AND RESTRICTIONS:

Except when applying to dogs or livestock, do not enter or allow others to enter treated area until sprays have dried. Except when applying to dogs or livestock, do not enter or allow others to enter until vapors, mists, and aerosols have dispersed, and the treated area has been thoroughly ventilated.
Do not breathe dust, vapors, or spray mist.
Do not apply when food is present.
Do not use in food areas of food handling establishments, restaurants, or other areas where food is commercially prepared or processed. Do not use in serving areas while food is exposed or facility is in operation. Serving areas are areas where prepared food are served, such as dining rooms, but excluding areas where foods may be prepared or held. In the home, all food processing surfaces and utensils should be covered during treatment or thoroughly washed before use. Exposed food should be covered or removed.
When used in dairy barns or facilities: Close milk bulk tank lids to prevent contamination from spray and from dead or falling insects. Remove or cover milking utensils before application. Wash teats of animals before milking.
Not for broadcast use on indoor surfaces.

All outdoor applications must be limited to spot or crack-and-crevice treatments only, except for the following permitted uses:

- (1) Treatment to soil or vegetation around structures;
- (2) Applications to lawns, turf, and other vegetation;
- (3) Applications to building foundations, up to a maximum height of 3 feet.

Other than applications to building foundations, all outdoor applications to impervious surfaces such as sidewalks, driveways, patios, porches and structural surfaces (such as windows, doors, and eaves) are limited to spot and crack-and-crevice applications, only.

Do not water the treated area to the point of run-off.

Do not make applications during rain.

Application is prohibited directly into sewers or drains, or to any area like a gutter where drainage to sewers, storm drains, water bodies, or aquatic habitat can occur. Do not allow the product to enter any drain during or after application.

FOR PET USE – USE ONLY ON DOGS, HORSES AND PONIES

For use on Dairy & Beef Cattle, Sheep, Goats, Swine, Horses & Ponies, Poultry and their premises to control stable flies, deer flies, house flies, horse flies, mosquitoes, and gnats. Keep container sealed when not in use. Protect from freezing. To prepare dilutions, add the required amount of concentrate to water, and blend thoroughly.

Dilution rates on this label will yield the following ready-to-use product:

RATE	OZ. CONC./GAL	PERMETHRIN
1:19	6.4	0.50%
1:39	3.2	0.25%
1:100	1.28	0.10%
1:200	0.64	0.05%
1:400	0.32	0.025%

12/16

Dilution Rates:	Rate Concentrate/Water	Or Oz. Concentrate Per Gallon of Water	Or Teaspoons Per Gallon of Water
Maintenance Use	1 part concentrate / 400 parts water	0.32 oz. concentrate / 1 Gallon of water	2 teaspoons conc. / per gallon of water
Normal Infestations	1 part concentrate / 200 parts water	0.64 oz. concentrate / 1 Gallon water	4 teaspoons conc. / per gallon of water
Severe Infestation	1 part concentrate / 100 parts water	1.28 oz. concentrate / 1 Gallon water	8 teaspoons conc. / per gallon of water

The number following the dilution directions on this label refers to the ready-to-use Permethrin level.

For maximum effectiveness, a combination of localized application and space treatment is recommended. Remove pets and birds and cover fish aquariums before spraying.

INDOOR USE AREAS

AS A SURFACE SPRAY TO CONTROL: Cockroaches, Waterbugs, Palmetto Bugs, Ants, Silverfish, Firebrats, Spiders, Crickets, Millipedes, Centipedes, Sowbugs, Pillbugs, Clover Mites, Cheese Mites, Granary Weevils, Rice Weevils, Confused Flour Beetles, Rust Red Flour Beetles, Saw-toothed Grain Beetles, Spider Beetles, Cigarette Beetles, Drugstore Beetles, Darkling Beetles, Mealworms, Grain Mites, and Cadelles:

For initial clean up of severe insect infestation, dilute at a rate of 1 part concentrate in 19 parts water (6.4 fluid ounces per gallon) (0.5%).

For normal infestations, dilute 1 part concentrate in 100 parts water (1.28 ounces per gallon) (8 teaspoonfuls per gallon) (0.1%).

For maintenance use, dilute 1 part concentrate in 200 parts water (0.64 ounces per gallon) (4 teaspoonfuls per gallon) (0.05%).

Use a sprayer and adjust to deliver a coarse wet spray. Direct the spray into hiding places, cracks and crevices, under pallets, around containers of stored foods, around the base of machinery, and behind shelves and drawers. Spray bookcases for Silverfish. Spray Ant trails, nests, and points of entry. If surface application only is to be used, spray floors, walls, and other surfaces, applying at a rate of 1 gallon to 750 square feet of surface.

TO CONTROL Carpet Beetles: Spray edges of carpeting and under carpeting and rugs. Make localized application to floor and baseboards. Spray directly into cracks and closets and onto infested areas of shelving.

TO CONTROL Bedbugs: Spray mattresses lightly, particularly around tufts and seams. Take bed frames apart and spray in all joints. Treat baseboards, moldings, and floors. Allow all treated articles to thoroughly dry before use.

TO CONTROL Fleas and Ticks (adult and larvae): Thoroughly spray infested areas, pet beds, resting quarters, nearby cracks and crevices, along and behind baseboards, moldings, window and door frames, and localized areas of floors and floor coverings. Place fresh bedding in animal quarters following treatment.

AS A SPACE SPRAY:

For initial clean up of severe insect infestation, dilute at a rate of 1 part concentrate in 19 parts water (6.4 fluid ounces per gallon) (0.5%).

For normal infestations, dilute 1 part concentrate in 100 parts water (1.28 ounces per gallon) (8 teaspoonfuls per gallon) (0.1%).

For maintenance use, dilute 1 part concentrate in 200 parts water (0.64 ounces per gallon) (4 teaspoonfuls per gallon) (0.05%).

Apply with mechanical or compressed air equipment (non-thermal) adjusted to deliver a fine mist. Close doors and windows and shut off ventilating systems. For rapid control of Houseflies, Fruit Flies, Gnats, Mosquitoes, Skipper Flies, Wasps, Hornets, Bees, Black Flies, Angoumois Grain Moths, and Tobacco Moths, direct spray at an upward angle, distributing it uniformly through the entire area at a rate of 1 ounce per 1,000 cubic feet of space. Keep area closed for at least 10 minutes. Vacate areas after treatment and ventilate and sweep up dead insects before reoccupying.

For rapid kill of exposed or accessible stages of other insects named on this label: Apply using conventional mechanical or compressed air equipment (non-thermal), following directions for space spraying. Apply the above dilutions at a rate of 1 ounce per 1,000 cubic feet of space.

OUTDOOR USE AREAS

CORRALS

GARDENS

HOMES

For initial clean up of severe insect infestation, dilute at a rate of 1 part concentrate in 19 parts water (6.4 fluid ounces per gallon) (0.5%).

For normal infestations, dilute 1 part concentrate in 100 parts water (1.28 ounces per gallon) (8 teaspoonfuls per gallon) (0.1%).

For maintenance use, dilute 1 part concentrate in 200 parts water (0.64 ounces per gallon) (4 teaspoonfuls per gallon) (0.05%).

Do not allow spray treatment to drift on pastureland, cropland, poultry ranges, or water supplies. Do not use on crops used for food, forage, or pasture. Never treat open water with this product. Not to be used within 100 feet (30 meters) of lakes and streams.

TREATMENT OF FLYING INSECTS

TO AID IN CONTROL OF Mosquitoes, Wasps, Gnats, and Skippers: Treat walls, ceilings, moldings, screens, door frames, window frames, beams, light cords, and similar resting places.

FOR TEMPORARY REDUCTION OF ANNOYANCE FLIES, GNATS, AND MOSQUITOES

Dilute 1 part concentrate in 40 parts water (3.2 fluid ounces per gallon of water) (0.25%). Direct the spray into tall grass and shrubbery and around lawns where these pests may hover or rest. Apply while the air is still and avoid wetting foliage of desirable plants. Apply product before occupancy.

In the treatment of corrals cover any exposed water, drinking fountains, and animal feed before application. Fill the area with mist and direct the spray into tall grass, [and] shrubbery and around lawns where the above pests may hover or rest. Apply while the air is still and avoid wetting foliage of desirable plants.

GYPSY MOTH CATERPILLARS AND ADULTS, ADULT JAPANESE BEETLES, EASTERN AND FOREST TENT CATERPILLARS

TO KILL ON CONTACT: Dilute 1 part concentrate in 40 parts water (3.2 fluid ounces per gallon of water) (0.25%). Apply to insure thorough coverage of upper and lower leaf surfaces.

ON TREES AND SHRUBS: Treat trees and shrubs as soon as insects emerge (usually late spring). Treat leaves, branches and tree trunks evenly, making sure to penetrate dense foliage. Repeat application every 7 days as necessary for control.

ON ROSES AND IN FLOWER GARDENS: Treat plants and flowers as soon as insects appear. Spray plants and flowers, making sure to penetrate dense foliage. Repeat application every 7 days or as necessary for control.

DIRECTION FOR USE IN OUTDOOR RESIDENTIAL MISTING SYSTEMS:

NOTE: Not registered for use in Automatic ULV Spraying Systems in the State of New York

When using this product installers and service technicians must comply with the license, certification, or registration requirements of the state(s), tribe(s), or local authority(ies) where they are installed.

Do not use in an evaporative cooling system.

Direct nozzles to spray towards the target area and away from swimming pools, water bodies, or eating and cooking areas.

Do not set nozzles to direct mist near outside air condition systems or other home air intakes.

If used in a system with a reservoir tank for the end use dilution, the system reservoir tank must be locked. Securely attach the end use pesticide label and a dilution statement to the system reservoir tank in a weather protected area or plastic sleeve. The dilution statement must be phrased as follows: this container holds ___ parts Evercide Permethrin 10% to ___ parts water


If the system works on an automatic timer, set the timing for application when people, pets, and/or food are unlikely to be present.

If the system works when a person operates a remote activation device, then application of this pesticide when people, pets, and/or food are present is prohibited.

This product may only be used in systems that have been calibrated to apply no more than the maximum application rate of 0.25 grams per 1000 cubic feet per day. (0.0055 lbs. of EVERCIDE® Permethrin 10% EC per 1000 cubic feet per day or 0.097 fl. oz. of EVERCIDE® Permethrin 10% EC per 1000 cubic feet per day)

Automatic Spraying System Dilution Table:

A System tank size (in gallons)	B Conversion Factor (fluid ounces in concentrate per gallon of water)	A x B = Fluid ounces of concentrate for that tank size, to be mixed with water to achieve 0.09% permethrin
30	1.16	35
55	1.16	64



14/16

125	1.16	145
225	1.16	261

ANIMALS AND ANIMAL PREMISE USE AREAS

CATTLE BARNS
POULTRY HOUSES
MILKING PARLORS

SWINE HOUSES
HORSE BARNS

MILK ROOMS
KENNELS

This insecticide concentrate when diluted, can be used on horses & ponies as a trigger spray and will provide control for up to 4 weeks. Kills stable flies, horse flies, deer flies, face flies, houseflies, horn flies, mosquitoes, and gnats. **NOTE: Do not use on foals under 3 months of age. This product must be diluted prior to use.**

Wipe-On: Remove excess dust and dirt. Spray product on clean cloth and wipe animal, being careful to treat back, withers and forelegs. To protect from face flies, apply to face and head but avoid contact with eyes.

For clean up of severe insect infestation, dilute at a rate of 1 part concentrate in 100 parts water (1.28 ounces per gallon) (8 teaspoonfuls per gallon) (0.1%).

For normal infestations, dilute 1 part concentrate in 200 parts water (0.64 ounces per gallon) (4 teaspoonfuls per gallon) (0.05%).

For maintenance use, dilute 1 part concentrate in 400 parts water (0.32 ounces per gallon) (2 teaspoonfuls per gallon) (0.025%).

LIVESTOCK SPRAY: [FOR USE ON] DAIRY AND BEEF CATTLE, SHEEP, GOATS, SWINE, HORSES, AND POULTRY

FOR DAIRY CATTLE: Spray lactating dairy cows only after milking is complete.

FOR SWINE: Do not ship animals for slaughter within 5 days of last treatment.

TO CONTROL Horn Flies, Houseflies, Mosquitoes, and Gnats: Apply to wet the hair thoroughly, paying particular attention to topline, underline, flanks, withers, and other infested areas. Repeat treatment at intervals of 5 to 12 days for small insect populations or as needed when flies emerge in large numbers.

TO CONTROL Stable Flies, Horse Flies, and Deer Flies: Apply a quart per adult animal to wet the hair thoroughly, paying particular attention to legs, flanks, barrel, topline, and other body areas commonly attacked by those flies. Repeat daily as needed.

TO CONTROL Face Flies: Apply using sprayer that produces large wetting droplets. [In the morning apply to the face of the animal] Apply to the face of the animal in the morning before releasing to pasture. Apply sufficiently to wet the face but not more than 1 1/2 (1.5) ounces per animal. Repeat daily as needed.

TO CONTROL Poultry Lice: Spray roosts, walls, and nests or cages thoroughly, followed by spraying over the birds with a fine mist.

TO CONTROL Bedbugs and Mites (including Northern Fowl Mite) in Poultry Houses: Spray crevices of roost poles, cracks in walls, and cracks in nests where Bedbugs and Mites hide. Spray birds with a fine mist and pay [paying] particular attention to vents.

TO CONTROL Sheep "Tick" or Ked: Thoroughly wet all portions of the body by dipping or spraying with sufficient pressure and with a nozzle adjustment to give penetration of the wool. Treat at a rate sufficient to wet the animal.

TO CONTROL Fleas, Ticks, Lice, and Mange Mites (adults and larvae) on Dogs and Livestock: Thoroughly wet the animal by dipping, sponging, or spraying. Allow animal to dry in a warm place without rinsing or toweling. Gives long lasting protection against reinfestation. Repeat applications at intervals of 2 to 3 weeks. **[NOTE:] DO NOT TREAT PUPPIES LESS THAN TWELVE WEEKS OLD.**

Sensitivities may occur after using ANY pesticide product for pets. If signs of sensitivity occur bathe your pet with mild soap and rinse with large amounts of water. If signs continue, consult a veterinarian immediately.

Consult a veterinarian before using this product on debilitated, aged, medicated, pregnant or nursing animals.

TO CONTROL Fleas, Flies, Ticks, Lice, and Mange Mites (adults and larvae) in kennels, doghouses, runs, and yards: Thoroughly spray pest breeding or resting areas until damp. Most efficient pest control is accomplished when heavy pressure and good contact is achieved. Timing and frequency of application should be based on pest populations reaching nuisance levels, but accompanying manure removal and sanitation practices should precede sprays. Do not spray near food, or water. Repeat as needed but not more often than once every 2 weeks.

IN CATTLE BARNS, HORSE BARNS, SWINE HOUSES, KENNELS, MILKING PARLORS, MILK ROOMS, DAIRIES AND POULTRY HOUSES

TO CONTROL Flies, Mosquitoes, Meal Worms, Darkling Beetles, and Gnats:

For initial clean up of severe insect infestation, dilute at a rate of 1 part concentrate in 100 parts water (1.28 ounces per gallon) (8 teaspoonfuls per gallon) (0.1%).

For normal infestations, dilute 1 part concentrate in 200 parts water (0.64 ounces per gallon) (4 teaspoonfuls per gallon) (0.05%).

For maintenance use, dilute 1 part concentrate in 400 parts water (0.32 ounces per gallon) (2 teaspoonfuls per gallon) (0.025%).

Apply as a fog or fine mist, directing the spray toward ceiling and upper corners until the area is filled with mist. Use about 2 ounces per 1,000 cubic feet of space. For best results, close doors and windows before spraying and keep closed for 10 to 15 minutes. Vacate the treated area and ventilate before reoccupying.

FOR USE WITH HOSE END SPRAYER CAP. The hose end sprayer cap is calibrated to deliver the correct dilution rate. No mixing - no measuring - no mess. Screw hose into back of sprayer cap. Remove bottle cap (save for storage after use). Secure sprayer cap by turning bottle counter-clockwise. Turn on water supply. **TO START FLOW OF INSECTICIDE,** place index finger over hole on right side of sprayer cap. Evenly and completely spray infested areas.

Hold about 3 feet above surface, moving at a steady pace to ensure consistent, thorough coverage. When treatment is complete or you wish **TO STOP FLOW OF INSECTICIDE** for any reason, simply remove finger from hole to break siphon action. **TO STORE REMAINING INSECTICIDE,** turn off water supply and remove bottle from sprayer unit and hose by turning bottle clockwise. Replace cap on bottle and tighten securely. Unscrew hose from sprayer unit and rinse unit in clean water. Store in cool place.

DIRECTIONS FOR USE IN COMMERCIAL ANIMAL PREMISE AUTOMATIC MISTING SYSTEMS:
NOTE: Not registered for use in Automatic ULV Spraying Systems in the State of New York

Do not apply this product in barns or stables where animals intended for slaughter or human consumption will be maintained.

Do not apply when food, feed, or water is present.

Do not apply directly to animals.

When using this product, installers and service technicians must comply with the license, certification, or registration requirements of the state(s), tribe(s), or local authority(ies) where they are installed.

When applying via a remote activation device, do not apply when people and pets are present. If possible, when applying via automatic timer, set the timing for application when people and pets are unlikely to be present.

Direct nozzles to spray towards the target area and away from areas where people are typically present.

Do not use in an evaporative cooling system.

Do not use in misters located within 3 feet of air vents, air conditioner units, or windows.

If used in a system with a reservoir tank for the end use dilution, the system reservoir tank must be locked. Securely attach the end use pesticide label and a dilution statement to the system reservoir tank in a weather protected area or plastic sleeve. The dilution statement must be phrased as follows: this container holds __ parts Evercide Permethrin 10% to __ parts water

This product may only be used in systems that have been calibrated to apply no more than the maximum application rate of 0.25 grams per 1000 cubic feet per day.

Automatic Spraying System Dilution Table:

System Tank Size (in Gallons)	Dilution	Fluid ounces to add to tank
30	.09% Permethrin	35
55		64
125		145
225		261
30	.15% Permethrin	58
55		106
125		241
225		434

STORAGE AND DISPOSAL

Do not contaminate water, food or feed by storage or disposal.

PESTICIDE STORAGE AND SPILL PROCEDURES: Store upright at room temperature. Avoid exposure to extreme temperatures. Always store pesticides in the original container. Store away from food, pet food, feed, seed, fertilizers, and veterinary supplies. Place liquid formulations on lower shelves and dry formulations above. In case of spill or leakage, soak up with an absorbent material such as sand, sawdust, earth, fuller's earth, etc. Dispose of with chemical waste.

PESTICIDE STORAGE [Containers One Gallon And Smaller]: Store upright at room temperature. Avoid exposure to extreme temperatures. Always store pesticides in the original container. Store away from food, pet food, feed, seed, fertilizers, and veterinary supplies. Place liquid formulations on lower shelves and dry formulations above.

PESTICIDE DISPOSAL: To avoid wastes, use all material in this container by application according to label directions. If wastes cannot be avoided, offer remaining product to a waste disposal facility or pesticide disposal program (often such programs are run by state or local governments or by industry).

CONTAINER HANDLING [For Containers Less Than Five Gallons]: Nonrefillable container. Do not reuse or refill this container. Triple rinse (or equivalent) promptly after emptying. Triple rinse as follows: Empty the remaining contents into application equipment or a mix tank and drain for 10 seconds after the flow begins to drip. Fill the container ¼ full with water and recap. Shake for 10 seconds. Pour rinsate into application equipment or a mix tank or store rinsate for later use or disposal. Drain for 10 seconds after the flow begins to drip. Repeat this procedure two more times. Then offer for recycling if available, or puncture and dispose of in a sanitary landfill or by incineration. Do not burn unless allowed by state and local ordinances.

CONTAINER HANDLING [For Containers Greater Than Five Gallons]: Nonrefillable container. Do not reuse or refill this container. Triple rinse (or equivalent) promptly after emptying. Triple rinse as follows: Empty the remaining contents into application equipment or a mix tank. Fill the container ¼ full with water. Replace and tighten closures. Tip container on its side and roll it back and forth, ensuring at least one complete revolution, for 30 seconds. Stand the container on its end and tip it back and forth several times. Turn the container over onto its other end and tip it back and forth several times. Empty the rinsate into application equipment or a mix tank or store rinsate for later use or disposal. Repeat this procedure two more times. Then offer for recycling if available, or puncture and dispose of in a sanitary landfill or by incineration. Do not burn unless allowed by state and local ordinances.

