

1021-1635

03/07/2013

1/13



UNITED STATES ENVIRONMENTAL PROTECTION AGENCY
WASHINGTON, D.C. 20460

OFFICE OF CHEMICAL SAFETY
AND POLLUTION PREVENTION

Mr. Jeffrey Nelson
McLaughlin Gormley King Company
8810 Tenth Avenue North
Minneapolis, MN 55427

MAR - 7 2013

Dear Mr. Nelson:

Subject: Application for Pesticide Notification (PRN 98-10)
Add optional Door Hang Tag language
EVERCIDE Total Release Fogger 2602
EPA Reg. No. 1021-1635
Your submission dated February 13, 2013

The Agency is in receipt of your Application for Pesticide Notification under Pesticide Registration Notice (PRN) 98-10 dated February 13, 2013 for the above product. The Registration Division (RD) has conducted a review of this request for its applicability under PRN 98-10 and finds the action requested falls within the scope of PRN 98-10. The label submitted with the application has been stamped "Notification" and will be placed in our records.

Please be reminded that 40 CFR Part 156.140(a)(4) requires that a batch code, lot number, or other code identifying the batch of the pesticide distributed and sold be placed on nonrefillable containers. The code may appear either on the label (and can be added by non-notification/PR Notice 98-10) or durably marked on the container itself.

If you have any questions regarding this letter, please contact Dana Pilitt, PhD of my staff at (703) 305-7071 or via e-mail at pilitt.dana@epa.gov.

Sincerely,

A handwritten signature in black ink, appearing to read "Richard Gebken".

Richard Gebken
Product Manager 10
Insecticide Branch
Registration Division (7505P)

1021-1635 D 475594



United States
Environmental Protection Agency
Washington, DC 20460

Registration
Amendment
Other

OPP Identifier Number

Application for Pesticide - Section I

1. Company/Product Number 1021-1635	2. EPA Product Manager Richard Gebken	3. Proposed Classification <input checked="" type="checkbox"/> None <input type="checkbox"/> Restricted
4. Company/Product (Name) EVERCIDE® Total Release Aerosol 2602	PM# 10	
5. Name and Address of Applicant (Include Zip Code) McLAUGHLIN GORMLEY KING COMPANY 8810 TENTH AVENUE NORTH MINNEAPOLIS, MN 55427 <input type="checkbox"/> Check if this is a new address	6. Expedited Review. In accordance with FIFRA Section 3(c)(3)(b)(i), my product is similar or identical in composition and labeling to: EPA Reg. No. <u>NOTIFICATION</u> Product Name <u>MAR 7 2013</u>	

Section - II

<input type="checkbox"/> Amendment - Explain below.	<input type="checkbox"/> Final printed labels in response to Agency letter dated _____
<input type="checkbox"/> Resubmission in response to Agency letter dated _____	<input type="checkbox"/> "Me Too" Application.
<input checked="" type="checkbox"/> Notification - Explain below.	<input type="checkbox"/> Other - Explain below.

Explanation: Use additional page(s) if necessary. (For section I and Section II.)

Notification per PR-Notice 98-10.

Section - III

1. Material This Product Will Be Packaged In:				2. Type of Container	
Child-Resistant Packaging <input type="checkbox"/> Yes* <input checked="" type="checkbox"/> No	Unit Packaging <input type="checkbox"/> Yes <input checked="" type="checkbox"/> No	Water Soluble Packaging <input type="checkbox"/> Yes <input checked="" type="checkbox"/> No		<input checked="" type="checkbox"/> Metal	
				<input type="checkbox"/> Plastic	
				<input type="checkbox"/> Glass	
				<input type="checkbox"/> Paper	
				<input type="checkbox"/> Other (Specify)	
*Certification must be submitted					
3. Location of Net Contents information <input checked="" type="checkbox"/> Label <input type="checkbox"/> Container		4. Size(s) Retail Container 2 oz to 18 oz		5. Location of Label Directions <input checked="" type="checkbox"/> On Label <input checked="" type="checkbox"/> On Labeling accompanying product	
6. Manner in Which Label is Affixed to Product <input checked="" type="checkbox"/> Lithograph <input type="checkbox"/> Paper glued <input type="checkbox"/> Stenciled <input checked="" type="checkbox"/> Other					

Section - IV

1. Contact Point (Complete items directly below for identification of individual to be contacted, if necessary, to process this application.)		
Name Jeffrey Nelson	Title Regulatory Affairs Specialist	Telephone No. (Include Area Code) (763) 593.3440
Certification I certify that the statements I have made on this form and all attachments thereto are true, accurate and complete. I acknowledge that any knowingly false or misleading statement may be punishable by fine or imprisonment or both under applicable law.		6. Date Application Received (Stamped)
2. Signature 	3. Title Regulatory Affairs Specialist	
4. Typed Name Jeffrey Nelson	5. Date 2/13/2013	

4/13

EVERCIDE® Total Release Fogger 2602

[RESIDENTIAL SECTION OF LABEL]
[This label will be available in Spanish]

NOTIFICATION

MAR - 7 2013



[] denotes optional wording.

[Water-Based Formula]

For Use indoors in Homes,

[ONE (2 Ounce) CANISTER OF FOGGER (EACH CAN) TREATS A ROOM UP TO 16 ft. x 16 ft. WITH AN 8 ft. CEILING OR 2,000 CUBIC FEET OF UNOBSTRUCTED SPACE.

[ONE (3 Ounce) CANISTER OF FOGGER (EACH CAN) TREATS A ROOM UP TO 20 ft. x 20 ft. WITH AN 8 ft. CEILING OR 3,000 CUBIC FEET OF UNOBSTRUCTED SPACE

[ONE (4 Ounce) CANISTER OF FOGGER (EACH CAN) TREATS A ROOM UP TO 22 ft. x 22 ft. with an 8 ft. CEILING OR 4,000 CUBIC FEET OF UNOBSTRUCTED SPACE.

[ONE (5 ounce) CANISTER OF FOGGER (EACH CAN) TREATS A ROOM UP TO 25 ft. x 25 ft. with an 8 ft. CEILING OR 5,000 CUBIC FEET OF UNOBSTRUCTED SPACE.

[ONE (6 Ounce) CANISTER OF FOGGER (EACH CAN) TREATS A ROOM UP TO 27 ft. x 27 ft with an 8 ft. CEILING OR 6,000 CUBIC FEET OF UNOBSTRUCTED SPACE.]

ACTIVE INGREDIENTS:

Pyrethrins	0.05%
* Piperonyl butoxide	0.10%
** N-Octyl bicycloheptene dicarboximide	0.16%
(S)-cyano(3-phenoxyphenyl)methyl-(S)-4-chloro-alpha-(1-methylethyl)benzeneacetate	0.10%
OTHER INGREDIENTS	99.59%
	100.00%

EVERCIDE, MGK® - Registered trademarks of McLaughlin Gormley King Company

KEEP OUT OF REACH OF CHILDREN CAUTION

* (butylcarbityl) (6-propylpiperonyl) ether and related compounds
** MGK® 264, Insecticide Synergist

FIRST AID	
IF ON SKIN OR CLOTHING:	<ul style="list-style-type: none"> Take off contaminated clothing. Rinse skin immediately with plenty of water for 15-20 minutes. Call a poison control center or doctor for treatment advice.
IF IN EYES:	<ul style="list-style-type: none"> Hold eye open and rinse slowly and gently with water for 15-20 minutes. Remove contact lenses, if present, after the first 5 minutes. Then continue rinsing eyes. Call a poison control center or doctor for treatment advice.
IF SWALLOWED:	<ul style="list-style-type: none"> Immediately call a poison control center or doctor. Do not induce vomiting unless told to do so by a poison control center or a doctor. Do not give any liquid to the person. Do not give anything by mouth to an unconscious person.
IF INHALED:	<ul style="list-style-type: none"> Move person to fresh air. If person is not breathing, call 911 or an ambulance. Then give artificial respiration, preferably mouth-to-mouth if possible. Call a poison control center or doctor for further treatment advice.
Have the product container or label with you when calling a poison control center or doctor, or going for treatment. For information regarding medical emergencies or pesticide incidents, call 1-888-740-8712.	

Manufactured by



8810 Tenth Avenue North
Minneapolis, MN 55427

EPA Reg. No. 1021-1635

EPA Est. No. 1021-MN-2

Net Weight _____

PRECAUTIONARY STATEMENTS
HAZARDS TO HUMANS AND DOMESTIC ANIMALS

CAUTION

Breathing spray mist may be harmful. Harmful if inhaled or absorbed through skin. Causes moderate eye irritation. Avoid contact with skin, eyes, or clothing. Avoid breathing vapors or spray mist. Wash thoroughly with soap and water after handling and before eating, drinking, chewing gum, using tobacco or using the toilet. Users should wear long-sleeved shirt, long pants and shoes plus socks. Remove and wash contaminated clothing before reuse.

PHYSICAL OR CHEMICAL HAZARDS

Highly Flammable Ingredient



Ingrediente Altamente Inflamable

Flammable. Contents under pressure. Do not store near heat or open flame. Do not puncture or incinerate container. Exposure to temperatures above 130°F may cause bursting. This product contains a highly flammable ingredient. It may cause a fire or explosion if not used properly. Follow the Directions for Use on this label very carefully.

This product will kill Ants, Cockroaches, Confused Flour Beetles, Crickets, Fleas, Houseflies, Mosquitoes, Rice Weevils, Saw-toothed Grain Beetles, Small Flying Moths, Sowbugs, Spiders and Ticks.

DIRECTIONS FOR USE

It is a violation of Federal Law to use this product in a manner inconsistent with its labeling.

[STOP!] READ ENTIRE LABEL BEFORE EACH USE.

GENERAL PRECAUTIONS AND RESTRICTIONS:

Does not control bed bugs

Do not apply this product in a manner that will contact adults, children or pets either directly or through drift. For use only when building has been vacated by human beings and pets. Remove pets, birds, and cover fish aquariums before spraying. Do not allow adults, children, or pets to enter the treated area, until vapors, mists, and aerosols have dispersed, and the treated area has been thoroughly ventilated.

Wait two (2) hours after application, then open windows, vents and doors for two (2) hours. If an odor is still detectable, additional ventilation is required

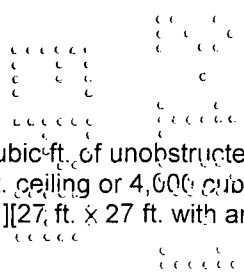
TO USE THIS PRODUCT CORRECTLY: DO NOT use more than one fogger per room. DO NOT use in small, enclosed spaces such as closets, cabinets or under counters or tables. *Use of a fogger in an enclosed space may cause the product to explode, resulting in injury to people or damage to property.* Do not use in a room 5 ft. X 5 ft. with an 8 ft. ceiling or smaller; instead, allow fog to enter from other rooms. *Turn off ALL ignition sources such as pilot lights (shut off gas valves), other open flames or running electrical appliances that cycle off and on (i.e., refrigerators, thermostats, etc.).* Call your gas utility or management company if you need assistance with your pilot lights.

EPA PRE-APPROVED PICTOGRAM 1 representing "Do Not Use Multiple Canisters in a room"

EPA PRE-APPROVED PICTOGRAM 2 representing "Do Not Use in Small Confined Spaces"

EPA PRE-APPROVED PICTOGRAM 3 representing "Unplug and Turn off ignition sources"

EPA PRE-APPROVED PICTOGRAM 4 representing "NO Flames or Pilot Lights"



Use only one canister of fogger to treat a room up to 16 ft. x 16 ft with an 8 ft. ceiling or 2,000 cubic ft. of unobstructed space. [20 ft. x 20 ft. with an 8 ft. ceiling or 3,000 cubic ft. of unobstructed space] [22 ft. x 22 ft. with an 8 ft. ceiling or 4,000 cubic ft. of unobstructed space][25 ft. x 25ft. with an 8 ft. ceiling or 5,000 cubic feet of unobstructed space.][27 ft. x 27 ft. with an 8 ft. ceiling or 6,000 cubic feet of unobstructed space.]

BEFORE YOU FOG:

In the home, exposed food should be covered or removed. All food preparation surfaces and utensils should be covered during treatment or thoroughly washed before use.

EPA PRE-APPROVED PICTOGRAM 5 representing "Remove or Cover Exposed Food"

Close outside doors and windows. Shut off fans, air conditioners, and ventilation equipment. Put out all flames, pilot lights and other ignition sources. Call your gas utility or management company if you need assistance.

Remove pets and birds, cover and turn off fish aquariums before activating fogger. Place a chair, small table or stand in the center of the room to be treated and cover with newspaper

Cover wood floors and wood furniture in the immediate area around fogger with newspapers or a drop cloth. Open cabinets, cupboards, drawers, closets and doors in areas to be treated.

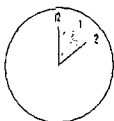
Fill out and place hang-tag on the door to the treated area to alert family and others with access to the treated area not to enter for 2 hours.

SHAKE WELL BEFORE USE. KEEP CONTAINER UPRIGHT.

TO START FOGGING: Point fogger away from face and eyes when releasing (container sprays straight up). To lock valve in open position for automatic discharge, press valve button down firmly, until it snaps into place. [Break off and remove tab on side of sprayer. Tilt sprayer away from face (container sprays straight up).] Then place the fogger on the stand or table in the center of the room.

Vacate the treated house, individual apartment unit or other structure immediately. Do not remain in the area during treatment. Keep treated area closed for two (2) hours.

Do not Re-enter for 2 hours



AIRING OUT: Wait two (2) hours after application, then open windows, vents and doors for two (2) hours. If an odor is still detectable, additional ventilation is required

EPA PRE-APPROVED PICTOGRAM 6 Representing "Air out the Room Before Entering"

To Kill Ticks and Fleas: Destroy pet's old bedding and replace with clean, fresh bedding after treatment is completed. Use product as above. Pets should be treated with a registered flea and tick control product prior to reentering treated premises. Also, treat your yard with a product registered for yard application.

STORAGE AND DISPOSAL

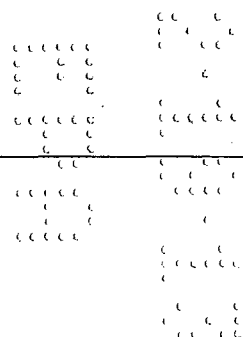
Do not contaminate water, food or feed by storage and disposal.

Pesticide Storage

Store in a cool, dry area. Always store pesticides in the original container. Store away from food and pet food.

Pesticide Disposal and Container Handling

Do Not Puncture or Incinerate!
Nonrefillable container. Do not reuse or refill this container.
If empty:
Place in trash or offer for recycling if available.
If partly filled:
Call your local solid waste agency for disposal instructions.



Federal regulations prohibit CFC propellants in aerosols

[DOOR HANG TAG LANGUAGE]

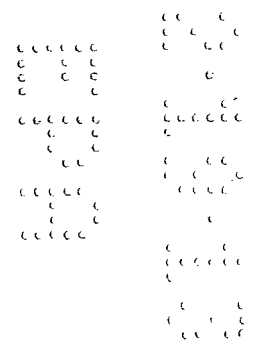
DO NOT ENTER UNTIL: _____ ON THIS DATE: _____

[OPTIONAL DOOR HANG TAG LANGUAGE]

[DO NOT ENTER UNTIL ____ ON ____ NO ENTRE HASTA LAS ____ ÉL ____

FILL OUT AND PLACE HANG-TAG ON THE DOOR TO THE TREATED AREA TO ALERT FAMILY AND OTHERS WITH ACCESS TO THE TREATED AREA NOT TO ENTER FOR 2 HOURS.

LLENE Y GUINDE LA ETIQUETA EN LA PUERTA DEL ÁREA QUE VA A SER TRATADA PARA ALERTAR A LOS FAMILIARES Y OTROS CON ACCESO AL ÁREA PARA QUE NO ENTREN POR 2 HORAS.]



8/13

EVERCIDE® Total Release Fogger 2602

[COMMERCIAL SECTION OF LABEL]
[This label will be available in Spanish]



[] denotes optional wording.
[Water-Based Formula]

For Use indoors in Homes, Rooms and Food and Non-Food Areas of Food Processing Plants, Restaurants, Industrial Buildings: Schools, Warehouses, Office Buildings, Theaters, Garages, Hotels, Motels, Hospitals and Kennels

[ONE (2 Ounce) CANISTER OF FOGGER (EACH CAN) TREATS A ROOM UP TO 16 ft. x 16 ft. WITH AN 8 ft. CEILING OR 2,000 CUBIC FEET OF UNOBSTRUCTED SPACE.

[ONE (3 Ounce) CANISTER OF FOGGER (EACH CAN) TREATS A ROOM UP TO 20 ft. x 20 ft. WITH AN 8 ft. CEILING OR 3,000 CUBIC FEET OF UNOBSTRUCTED SPACE

[ONE (4 Ounce) CANISTER OF FOGGER (EACH CAN) TREATS A ROOM UP TO 22 ft. x 22 ft. with an 8 ft. CEILING OR 4,000 CUBIC FEET OF UNOBSTRUCTED SPACE.

[ONE (5 ounce) CANISTER OF FOGGER (EACH CAN) TREATS A ROOM UP TO 25 ft. x 25 ft. with an 8 ft. CEILING OR 5,000 CUBIC FEET OF UNOBSTRUCTED SPACE.

[ONE (6 Ounce) CANISTER OF FOGGER (EACH CAN) TREATS A ROOM UP TO 27 ft. x 27 ft with an 8 ft. CEILING OR 6,000 CUBIC FEET OF UNOBSTRUCTED SPACE.

ACTIVE INGREDIENTS:

Pyrethrins	0.05%
* Piperonyl butoxide	0.10%
** N-Octyl bicycloheptene dicarboximide	0.16%
(S)-cyano(3-phenoxyphenyl)methyl-(S)-4-chloro-alpha-(1-methylethyl)benzeneacetate	0.10%

EVERCIDE, MGK® - Registered trademarks of McLaughlin Gormley King Company

OTHER INGREDIENTS	99.59%
	<u>100.00%</u>

KEEP OUT OF REACH OF CHILDREN CAUTION

* (butylcarbityl) (6-propylpiperonyl) ether and related compounds
** MGK® 264, Insecticide Synergist

FIRST AID	
IF ON SKIN OR CLOTHING:	<ul style="list-style-type: none"> Take off contaminated clothing. Rinse skin immediately with plenty of water for 15-20 minutes. Call a poison control center or doctor for treatment advice.
IF IN EYES:	<ul style="list-style-type: none"> Hold eye open and rinse slowly and gently with water for 15-20 minutes. Remove contact lenses, if present, after the first 5 minutes. Then continue rinsing eyes. Call a poison control center or doctor for treatment advice.
IF SWALLOWED:	<ul style="list-style-type: none"> Immediately call a poison control center or doctor. Do not induce vomiting unless told to do so by a poison control center or a doctor. Do not give any liquid to the person. Do not give anything by mouth to an unconscious person.
IF INHALED:	<ul style="list-style-type: none"> Move person to fresh air. If person is not breathing, call 911 or an ambulance. Then give artificial respiration, preferably mouth-to-mouth if possible. Call a poison control center or doctor for further treatment advice.
Have the product container or label with you when calling a poison control center or doctor, or going for treatment. For information regarding medical emergencies or pesticide incidents, call 1-888-740-8712.	

Manufactured by



8810 Tenth Avenue North
Minneapolis, MN 55427

EPA Reg. No. 1021-1635

EPA Est. No. 1021-MN-2

Net Weight _____

PRECAUTIONARY STATEMENTS
HAZARDS TO HUMANS AND DOMESTIC ANIMALS

CAUTION

Breathing spray mist may be harmful. Harmful if inhaled or absorbed through skin. Causes moderate eye irritation. Avoid contact with skin, eyes, or clothing. Avoid breathing vapors or spray mist. Wash thoroughly with soap and water after handling and before eating, drinking, chewing gum, using tobacco or using the toilet.

PERSONAL PROTECTIVE EQUIPMENT

Applicators must wear: Long-sleeved shirt and long pants, shoes plus socks, Chemical-resistant gloves made of barrier laminate made of barrier laminate, nitrile rubber, neoprene rubber or viton.

USER SAFETY REQUIREMENTS

Follow manufacturer's instructions for cleaning/maintaining PPE. If no such instructions for washables exist, use detergent and hot water. Keep and wash PPE separated from other laundry. Discard clothing and other absorbent materials that have been drenched or heavily contaminated with this product. Do not reuse them

USER SAFETY RECOMMENDATIONS

Users should wash hands before eating drinking, chewing gum, using tobacco , or using the toilet. Users should remove clothing /PPE immediately if pesticide gets inside. Then wash thoroughly and put on clean clothing. User should remove PPE immediately afte handling this product. Wash the outside of gloves before removing . As soon as possible, wash thoroughly and change into clean clothing.

PHYSICAL OR CHEMICAL HAZARDS

Highly Flammable Ingredient



Ingrediente Altamente Inflamable

Flammable. Contents under pressure. Do not store near heat or open flame. Do not puncture or incinerate container. Exposure to temperatures above 130°F may cause bursting. This product contains a highly flammable ingredient. It may cause a fire or explosion if not used properly. Follow the Directions for Use on this label very carefully.

This product will kill Ants, Cockroaches, Confused Flour Beetles, Crickets, Fleas, Houseflies, Mosquitoes, Rice Weevils, Saw-toothed Grain Beetles, Small Flying Moths, Sowbugs, Spiders and Ticks.

Authorized for use in Federally Inspected Meat, Milk and Poultry Plants.

DIRECTIONS FOR USE

It is a violation of Federal Law to use this product in a manner inconsistent with its labeling.

[STOP!] READ ENTIRE LABEL BEFORE EACH USE.

GENERAL PRECAUTIONS AND RESTRICTIONS:

Does not control bed bugs.

Do not apply this product in a way that will contact workers or other persons, either directly or through drift.

For use only when building has been vacated by human beings and pets. Remove pets, birds, and cover fish aquariums before spraying. Do not use in greenhouses where plants are grown for food. Do not use in aircraft cabins. Do not allow adults, children , or pets to enter the treated area, until vapors, mists, and aerosols have dispersed, and the treated area has been thoroughly ventilated. Do not use in greenhouse where plants are grown for food. Do not use in aircraft cabins. Remove poultry before treating poultry houses. When used in dairy barns or facilities: Close milk bulk tank lids to prevent contamination from spray and from dead or falling insects. Remove or cover milking utensils before application. Wash teats of animals before milking:

Avoid contamination of food or feedstuffs. Do not treat establishments where livestock feed is present.

Wait two (2) hours after application, then open windows, vents and doors for two (2) hours. If an odor is still detectable, additional ventilation is required

Do not apply when food-processing facility is in operation or foods are exposed. Thoroughly wash all food processing surfaces before reuse. After spraying in bakeries, meat packing plants, food processing plants, etc., all benches, shelving, equipment, etc. where exposed food will be handled must be washed with an effective cleaning compound followed by a potable water rinse to remove all traces of contamination.

Food areas include areas for receiving, storage, packaging (canning, bottling, wrapping, and boxing), preparing, edible waste storage, and enclosed processing systems (mills, dairies, edible oils, and syrups). Serving areas are places where prepared foods are served such as dining rooms but not excluding areas where foods may be prepared or held. Non-food areas include entries and vestibules, offices, locker rooms, machine rooms, boiler rooms, garages, mop closets and storage (after canning or bottling). In homes do not apply when food is present. Exposed food should be covered or removed. All food preparation surfaces and utensils should be covered during treatment or thoroughly washed before reuse.

TO USE THIS PRODUCT CORRECTLY: DO NOT use more than one fogger per room. DO NOT use in small, enclosed spaces such as closets, cabinets or under counters or tables. *Use of a fogger in an enclosed space may cause the product to explode, resulting in injury to people or damage to property.* Do not use in a room 5 ft. X 5 ft. with an 8 ft. ceiling or smaller; instead, allow fog to enter from other rooms. **Turn off ALL ignition sources such as pilot lights (shut off gas valves), other open flames or running electrical appliances that cycle off and on (i.e., refrigerators, thermostats, etc.).** Call your gas utility or management company if you need assistance with your pilot lights.

- EPA PRE-APPROVED PICTOGRAM 1 representing "Do Not Use Multiple Canisters in a room"
- EPA PRE-APPROVED PICTOGRAM 2 representing "Do Not Use in Small Confined Spaces"
- EPA PRE-APPROVED PICTOGRAM 3 representing "Unplug and Turn off ignition sources"
- EPA PRE-APPROVED PICTOGRAM 4 representing "NO Flames or Pilot Lights"

Use only one canister of fogger to treat a room up to 16 ft. x 16 ft with an 8 ft. ceiling or 2,000 cubic ft. of unobstructed space. [20 ft. x 20 ft. with an 8 ft. ceiling or 3,000 cubic ft. of unobstructed space] [22 ft. x 22 ft. with an 8 ft. ceiling or 4,000 cubic ft. of unobstructed space][25 ft. x 25ft. with an 8 ft. ceiling or 5,000 cubic feet of unobstructed space.][27 ft. x 27 ft. with an 8 ft. ceiling or 6,000 cubic feet of unobstructed space.]

BEFORE YOU FOG:

EPA PRE-APPROVED PICTOGRAM 5 representing "Remove or Cover Exposed Food"

Remove or cover exposed food and drinking water before application. Remove or cover dishes, utensils, food processing equipment and food preparation surfaces, or wash them before use.

Close outside doors and windows. Shut off fans, air conditioners, and ventilation equipment. Put out all flames, pilot lights and other ignition sources. Call your gas utility or management company if you need assistance.

Remove pets and birds, cover and turn off fish aquariums before activating fogger. Place a chair, small table or stand in the center of the room to be treated and cover with newspaper

Cover wood floors and wood furniture in the immediate area around fogger with newspapers or a drop cloth. Open cabinets, cupboards, drawers, closets and doors in areas to be treated.

Fill out and place hang-tag on the door to the treated area to alert family and others with access to the treated area not to enter for 2 hours.

SHAKE WELL BEFORE USE. KEEP CONTAINER UPRIGHT.

TO START FOGGING: Point fogger away from face and eyes when releasing (container sprays straight up). To lock valve in open position for automatic discharge, press valve button down firmly, until it snaps into place. [Break off and remove tab on side of sprayer. Tilt sprayer away from face (container sprays straight up).] Then place the fogger on the stand or table in the center of the room.

Vacate the treated house, individual apartment unit or other structure immediately. Do not remain in the area during treatment. Keep treated area closed for four (2) hours.

Do not Re-enter for 2 hours



AIRING OUT: Wait two (2) hours after application, then open windows, vents and doors for two (2) hours. If an odor is still detectable, additional ventilation is required

EPA PRE-APPROVED PICTOGRAM 6 Representing "Air out the Room Before Entering"

To Kill Ticks and Fleas: Destroy pet's old bedding and replace with clean, fresh bedding after treatment is completed. Use product as above. Pets should be treated with a registered flea and tick control product prior to reentering treated premises. Also, treat your yard with a product registered for yard application.

STORAGE AND DISPOSAL

Do not contaminate water, food or feed by storage and disposal.

Pesticide Storage

Store in a cool, dry area. Always store pesticides in the original container. Store away from food and pet food.

Pesticide Disposal and Container Handling

Do Not Puncture or Incinerate!
Nonrefillable container. Do not reuse or refill this container.

If empty:
Place in trash or offer for recycling if available.
If partly filled:
Call your local solid waste agency for disposal instructions.



Federal regulations prohibit CFC propellants in aerosols

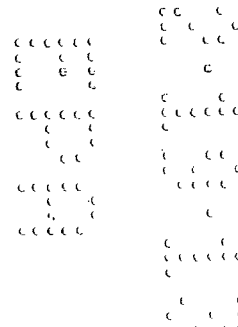
[DOOR HANG TAG LANGUAGE]

DO NOT ENTER UNTIL: _____ ON THIS DATE: _____


[OPTIONAL DOOR HANG TAG LANGUAGE]


[DO NOT ENTER UNTIL ____ ON ____ NO ENTRE HASTA LAS ____ ÉL ____

FILL OUT AND PLACE HANG-TAG ON THE DOOR TO THE TREATED AREA TO ALERT FAMILY AND OTHERS WITH ACCESS TO THE TREATED AREA NOT TO ENTER FOR 2 HOURS.



LLENE Y GUINDE LA ETIQUETA EN LA PUERTA DEL ÁREA QUE VA A SER TRATADA PARA ALERTAR A LOS FAMILIARES Y OTROS CON ACCESO AL ÁREA PARA QUE NO ENTREN POR 2 HORAS.]





DO NOT ENTER
UNTIL _____ ON _____

NO ENTRE HASTA
LAS _____ ÉL _____

FILL OUT AND PLACE HANG-TAG ON
THE DOOR TO THE TREATED AREA TO
ALERT FAMILY AND OTHERS WITH
ACCESS TO THE TREATED AREA NOT TO
ENTER FOR 2 HOURS.

LLENE Y GUINDE LA ETIQUETA EN LA
PUERTA DEL ÁREA QUE VA A SER
TRATADA PARA ALERTAR A LOS FAMILI-
ARES Y OTROS CON ACCESO AL ÁREA
PARA QUE NO ENTREN POR 2 HORAS.

