

1001-89

3/7/2014

1/19



UNITED STATES ENVIRONMENTAL PROTECTION AGENCY  
WASHINGTON, D.C. 20460

OFFICE OF CHEMICAL SAFETY  
AND POLLUTION PREVENTION

Ms Carrie M. Tackerna  
Cleary Chemicals, LLC  
11901 S. Austin Ave.  
Alsip, IL 60803

MAR 07 2014

Subject: Notification for label changes per PRN 98-10: Marketing claim  
Submission date: 2/17/2014  
Product Name: 3336 EG  
EPA Reg. No. 1001-89  
Decision Number 488269

Dear Registrant:

The Agency is in receipt of your Application for Pesticide Notification under Pesticide Registration Notice (PRN) 98-10 for the above product. The Registration Division (RD) has conducted a review of this request for its applicability under PRN 98-10 and finds that the action(s) requested fall within the scope of PRN 98-10. The label submitted with the application has been stamped "Notification" and will be placed in our records.

If you have questions concerning this letter, please call Banza Djapao at 703-305-7269 or via email at [djapao.banza@epa.gov](mailto:djapao.banza@epa.gov), or you may call me at 703-308-3194.


Sincerely,

A handwritten signature in black ink that reads "Shaja B. Joyner".

Shaja B. Joyner  
Product Manager 20  
Fungicide Branch  
Registration Division (7504P)

2/19

# EXPEDITE

	United States <b>Environmental Protection Agency</b> Washington, DC 20460	<input type="checkbox"/> Registration <input type="checkbox"/> Amendment <input type="checkbox"/> Other:	OPP Identifier Number
--	---	--	-----------------------

## Application for Pesticide - Section I

1. Company/Product Number <b>1001-89</b>	2. EPA Product Manager <b>D. Benmhend</b>	3. Proposed Classification <input checked="" type="checkbox"/> None <input type="checkbox"/> Restricted
4. Company/Product (Name) <b>3336 EG</b>	PM# <b>20</b>	
5. Name and Address of Applicant (Include ZIP Code) <b>Cleary Chemicals, LLC.</b> <b>11901 S. Austin Ave.</b> <b>Alsip, IL 60803</b> <i>Please send all correspondence to "contact point" listed below</i>  <input type="checkbox"/> Check if this is a new address		6. <b>Expedited Review.</b> In accordance with FIFRA Section 3(c)(3) (b)(I), my product is similar or identical in composition and labeling to: EPA Reg. No. _____ Product Name _____

### Section - II

<input type="checkbox"/> Amendment – Explain below.	<input type="checkbox"/> Final printed labels in response to Agency letter dated _____
<input type="checkbox"/> Resubmission in response to Agency letter dated _____	<input type="checkbox"/> "Me Too" Application
<input checked="" type="checkbox"/> Notification - Explain below.	<input type="checkbox"/> Other - Explain below

**Explanation:** Use additional page(s) if necessary. (For Section I and Section II.)

### NOTIFICATION Per PRN 98-10

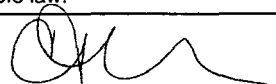
This notification is consistent with the provisions of PR Notice 98-10 and EPA regulations at 40 CFR 152.46, and no other changes have been made to the labeling or the confidential statement of formula of this product. I understand that it is a violation of 18 U.S.C. Sec. 1001 to willfully make any false statement to EPA. I further understand that if this notification is not consistent with the terms of PR Notice 98-10 and 40 CFR 152.46, this product may be in violation of FIFRA and I may be subject to enforcement action and penalties under sections 12 and 14 of FIFRA.

**CONTACT: Carrie M. Tackema (919) 379-2528 or [carrie.tackema@us.nufarm.com](mailto:carrie.tackema@us.nufarm.com)**

**Nufarm Americas, Inc.**  
**4020 Aerial Center Parkway, Suite 101**  
**Morrisville, NC 27560**

1. Material This Product Will Be Packaged In:				2. Type of Container	
Child-Resistant Packaging <input type="checkbox"/> Yes* <input checked="" type="checkbox"/> No	Unit Packaging <input type="checkbox"/> Yes <input checked="" type="checkbox"/> No	Water Soluble Packaging <input type="checkbox"/> Yes <input checked="" type="checkbox"/> No			<input type="checkbox"/> Metal <input checked="" type="checkbox"/> Plastic <input type="checkbox"/> Glass <input type="checkbox"/> Paper <input type="checkbox"/> Other
*Certification must be submitted		If "Yes" Unit Packaging wgt.	No. per container	If "Yes" Package wgt.	No. per container
3. Location of Net Contents Information <input checked="" type="checkbox"/> Label <input type="checkbox"/> Container		4. Size(s) Retail Container <b>15, 30 LB</b>		5. Location of Label Directions <input checked="" type="checkbox"/> On Label <input type="checkbox"/> On labeling accompanying product	
6. Manner in Which Label is Affixed to Product <input checked="" type="checkbox"/> Lithograph <input type="checkbox"/> Other <input type="checkbox"/> Paper glued <input type="checkbox"/> Stenciled					

### Section - IV

1. Contact Point (Complete items directly below for identification of individual to be contacted, if necessary, to process this application)		
Name <b>Carrie M. Tackema</b>	Title <b>Regulatory Manager</b>	Telephone No. (Include Area Code) <b>(919) 379-2528</b>
I certify that the statements I have made on this form and all attachments thereto are true, accurate and complete. I acknowledge that any knowingly false or misleading statement may be punishable by fine or imprisonment or both under applicable law.		6. Date Application Received (Stamped)
2. Signature 	3. Title <b>Regulatory Manager</b>	
4. Typed Name <b>Carrie M. Tackema</b>	4. Date <b>February 17, 2014</b>	



Cleary Chemical LLC  
11901 S. Austin Avenue  
Alsip, IL 60803  
Phone: 708-377-1330 Fax: 708-377-1333

3/19

4020 Aerial Center Parkway, Suite 101  
Morrisville, NC 27560  
Phone: 919-379-2510 Fax: 919-467-5923  
[www.us.nufarm.com](http://www.us.nufarm.com)

2/25

Via Courier Delivery

February 17, 2014

Mr. Driss Benmhend, PM#20  
USEPA (7504P)  
Document Processing Desk (NOTIF)  
Room S4900, One Potomac Yard  
2777 S. Crystal Drive  
Arlington, VA 22202

**Subject: Notification per PRN 98-10  
EPA Reg. No. 1001-89**

Dear Mr. Benmhend:

On behalf of Cleary Chemical, LLC, enclosed please find a Notification for each of the above-referenced products. The purpose of these Notifications is to include the marketing tag "Cleary|An Exclusive Line From Nufarm."

Also enclosed in support of this Notification are the following:

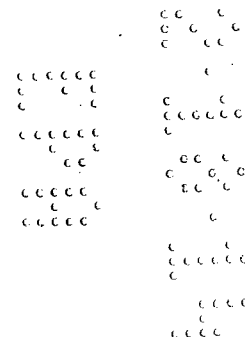
- Application for Pesticide Registration - NOTIFICATION;
- 1 copy of the above-referenced, proposed product labeling .

Should you have any questions or require additional information, please contact me at (919) 379-2528 or by email at [carrie.tackema@us.nufarm.com](mailto:carrie.tackema@us.nufarm.com).

Sincerely,

Carrie M. Tackema  
Regulatory Manager

Enclosure(s)



4/19

NOTIFICATION

MAR 07 2014

# 3336<sup>®</sup> EG

## TURF AND ORNAMENTAL SYSTEMIC FUNGICIDE

Group **1** Fungicide

Commercial Product, General Use: For Turf and Ornamental Applications

For the prevention and control of turf diseases and the diseases of annual and perennial flowers, bedding plants, foliage plants, ground covers, plus deciduous and evergreen trees and shrubs.

**ACTIVE INGREDIENT:**

Thiophanate-methyl (dimethyl 4,4'-o-phenylenebis[3-thioallophanate]) ..... 50.00%

OTHER INGREDIENTS..... 50.00%

**TOTAL** ..... 100.00%

**KEEP OUT OF REACH OF CHILDREN**  
**CAUTION**  
See label booklet for FIRST AID and PRECAUTIONARY STATEMENTS

For Chemical Spill, Leak, Fire, or Exposure, Call CHEMTREC (800) 424-9300  
For Medical Emergencies Only, Call (877) 325-1840

EPA Reg. No 1001-89  
EPA Est. No. \_\_\_\_\_

Net Contents:

Manufactured for  
Cleary Chemicals, LLC.  
11901 S. Austin Avenue  
Alsip, IL 60803

5/19

### FIRST AID

**IF SWALLOWED:** Call a poison control center or doctor immediately for treatment advice. Have person sip a glass of water if able to swallow. Do not induce vomiting unless told to do so by the poison control center or doctor. Do not give anything by mouth to an unconscious person.

**IF IN EYES:** Hold eye open and rinse slowly and gently with water for 15-20 minutes. Remove contact lenses, if present, after the first 5 minutes, then continue rinsing eye. Call a poison control center or doctor for further treatment advice.

**IF ON SKIN OR CLOTHING:** Take off contaminated clothing. Rinse skin immediately with plenty of water for 15-20 minutes. Call a poison control center or doctor for further treatment advice.

**IF INHALED:** Move person to fresh air. If person is not breathing, call 911 or an ambulance, then give artificial respiration, preferably by mouth-to-mouth, if possible. Call a poison control center or doctor for further treatment advice.

### HOTLINE NUMBER

Have the product container or label with you when calling a poison control center or doctor, or when going for treatment. You may also contact 1-877-325-1840 for emergency medical treatment information.

## PRECAUTIONARY STATEMENTS HAZARDS TO HUMANS AND DOMESTIC ANIMALS

### CAUTION

Harmful if swallowed or absorbed through the skin. Causes moderate eye irritation. Avoid contact with skin, eyes or clothing. Prolonged or frequently repeated skin contact may cause allergic reactions in some individuals. Wash thoroughly with soap and water after handling.

### PERSONAL PROTECTIVE EQUIPMENT (PPE)

**WPS Uses:** Applicators and other handlers who handle this pesticide for any use covered by the Worker Protection Standard, 40 CFR Part 170, must wear: long-sleeved shirt and long pants, chemical resistant gloves made from any waterproof material, and shoes plus socks.

**NON-WPS Uses:** Applicators and other handlers who handle this pesticide for any use NOT covered by the Worker Protection Standard, 40 CFR Part 170, should wear: long-sleeved shirt and long pants, chemical resistant gloves made from any waterproof material and shoes plus socks.

Follow manufacturer's instructions for cleaning/maintaining PPE. If no such instructions for washables exist, use detergent and hot water. Keep and wash PPE separately from other laundry.

### USER SAFETY RECOMMENDATIONS

- Wash hands before eating, drinking, chewing gum, using tobacco or using the toilet.
- Remove clothing/PPE immediately if pesticide gets inside. Then wash thoroughly and put on clean clothing.
- Remove PPE immediately after handling this product. Wash the outside of gloves before removing. As soon as possible, wash thoroughly and change into clean clothing.

**ENVIRONMENTAL HAZARDS**

This pesticide is toxic to fish. Do not apply directly to water, or to areas where surface water is present, or to intertidal areas below the mean high water mark. Do not contaminate water by disposal of equipment washwaters. Do not apply, allow to drift, or drain or flush equipment onto non-target areas.

**DIRECTIONS FOR USE**

IT IS A VIOLATION OF FEDERAL LAW TO USE THIS PRODUCT IN A MANNER INCONSISTENT WITH ITS LABELING. Do not apply this product in a way that will contact workers or other persons, either directly or through drift. Only protected handlers may be in the area during application. For any requirements specific to your State or Tribe, consult the agency responsible for pesticide regulation.

**AGRICULTURAL USE REQUIREMENTS**

Use this product only in accordance with its labeling, and with the Worker Protection Standard, 40 CFR part 170. This standard contains requirements for the protection of agricultural workers on farms, forests, nurseries, and greenhouses, and handlers of agricultural pesticides. It contains requirements for training, decontamination, notification, and emergency assistance. It also contains specific instructions and exceptions pertaining to the statements on this label about personal protective equipment (PPE), and restricted-entry interval. The requirements in this box only apply to uses of this product that are covered by the Worker Protection Standard.

Do not enter or allow worker entry into treated areas during the restricted entry interval (REI) of 12 hours.

Exemption: If the product is applied by drenching, the Worker Protection Standard, under certain circumstances, allows workers to enter the treated area if there will be no contact with anything that has been treated.

PPE required for early entry to treated areas that is permitted under the Worker Protection Standard and that involves contact with anything that has been treated, such as plants, soil, or water, is: coveralls, chemical resistant gloves made out of any waterproof material, and shoes plus socks.

**NON-AGRICULTURAL USE REQUIREMENTS**

The requirements in this box only apply to uses of this product that are NOT within the scope of the Worker Protection Standard for agricultural pesticides (40 CFR part 170). The WPS applies when this product is used to produce agricultural plants on farms, forests, nurseries, or greenhouses.

**Turf and Landscape Uses:** Keep children and pets out of treated areas until sprays have dried.

7/19

## STORAGE AND DISPOSAL

**Do not contaminate water, food, or feed by storage and disposal.**

**Storage:** Store in the original container in a dry, temperature controlled area. Do not store in a manner where cross-contamination with other pesticides, fertilizers, food or feed could occur. If spilled during storage or handling, contain/re-capture spillage and dispose of in accordance with the Pesticide Disposal Instructions listed below.

**Pesticide Disposal:** Pesticide wastes are toxic. Improper disposal of excess pesticide, spray mixture, or rinsate is a violation of Federal Law. If these wastes cannot be used according to label instructions, contact your State Pesticides or Environmental Control Agency, or the Hazardous Waste representative at the nearest EPA Regional Office for guidance.

### Container Handling:

#### [Bag]

Nonrefillable container. Do not reuse or refill this container. Completely empty bag into application equipment, then offer for recycling if available, or dispose of empty bag in a sanitary landfill or by incineration or, if allowed by state and local authorities, by burning. If burned, stay out of smoke.

#### [Nonrefillable Container 50 lb or Less]

Nonrefillable container. Do not reuse or refill this container. Triple rinse container (or equivalent) promptly after emptying. **Triple rinse as follows:** Empty the remaining contents into application equipment or a mix tank. Fill the container ¼ full with water and recap. Shake for 10 seconds. Pour rinsate into application equipment or a mix tank or store rinsate for later use or disposal. Drain for 10 seconds after the flow begins to drip. Repeat this procedure two more times. Then offer for recycling or reconditioning, or puncture and dispose of in a sanitary landfill, or by other procedures approved by State and local authorities. Plastic containers are also disposable by incineration, or, if allowed by State and local authorities, by burning. If burned stay out of smoke.

#### [Nonrefillable Container larger than 50 lb]

Nonrefillable container. Do not reuse or refill this container. Triple rinse container (or equivalent) promptly after emptying. **Triple rinse as follows:** Empty the remaining contents into application equipment or a mix tank. Fill the container ¼ full with water. Replace and tighten closures. Tip container on its side and roll it back and forth, ensuring at least one complete revolution, for 30 seconds. Stand the container on its end and tip it back and forth several times. Turn the container over onto its other end and tip it back and forth several times. Empty the rinsate into application equipment or a mix tank or store rinsate for later use or disposal. Repeat this procedure two more times. Then offer for recycling or reconditioning, or puncture and dispose of in a sanitary landfill, or by other procedures approved by State and local authorities. Plastic containers are also disposable by incineration, or, if allowed by State and local authorities, by burning. If burned stay out of smoke.

•••••  
•  
•••••

## COMMERCIAL TURF AND ORNAMENTAL

### PRODUCT INFORMATION

3336 EG is a broad spectrum fungicide formulated as a water dispersible granule (WDG). It exhibits preventive, curative and systemic properties. It is useful on a wide variety of turf and ornamental disease problems. Apply 3336 EG with ground or overhead equipment, using sufficient volume of spray to provide thorough coverage. Do not apply with fixed wing or rotary aircraft. Use the higher rates under conditions of severe disease pressure. Also, see local State Extension Service recommendations for application schedules. This product is not for homeowner use and may only be used by individuals/firms licensed or registered by the state to apply ornamental or turf pest control products. Chemigation instructions follow "Directions For Use". Read and follow these instructions carefully for this method of application.

**Resistance Management:** To avoid the development of tolerant strains of fungi, 3336 EG should be used with fungicides of different modes of action. Do not use products containing thiabendazole in combination or rotation with 3336 EG. These utilize similar chemistry and mode of action and can contribute to development of disease tolerance. If, after using 3336 EG as specified, the treatment is not effective, a tolerant strain of fungi may be present. Consult your local Cleary Chemicals, LLC representative, your State Agricultural Experiment Station, or your State Cooperative Extension Service for proper disease identification and advice on the prompt use of some other suitable fungicide or disease control strategy. As long as recommended precautions are followed, 3336 EG can remain useful for disease control.

**Mixing Instructions:** High pH environments cause a shortened tank life for diluted product. Buffer the tank water to pH 6-7 prior to the addition of 3336 EG. Add required amount of 3336 EG to partially filled tank (3/4 total volume), agitate by mechanical or hydraulic means while adding the remaining required amount of water. Maintain agitation to keep the material in proper suspension. For best results, use spray mixture the same day it is prepared.

**Tank Mixing Instructions:** 3336 EG is compatible with most commonly used pesticides. If tank mixing with other materials, add products in the following order: water soluble bags, water dispersible granules and extruded granules, dry flowables, wettable powders, liquid flowables, soluble materials such as fertilizers, and emulsifiable concentrates. No claim of compatibility with other products is implied. **Do not tank mix with copper-containing materials or with highly alkaline pesticides, such as Bordeaux mixture or lime sulfur.** Consult the intended tank mix partner product label for appropriate application rates and use instructions. Follow the label directions for the most restrictive of label precautions and limitations. This product may not be mixed with any product containing a label prohibition against such mixing. Read and observe the most restrictive precautionary statements and other information appearing on product labels used in mixtures. 3336 EG may be applied in conjunction with chemically neutral liquid fertilizers. Application in conjunction with highly alkaline fertilizers, such as aqueous ammonia, may cause a degradation of the pesticide, resulting in reduced performance and should be avoided.



9/19

## CHEMIGATION

### Generic Requirements

1. Apply this product only through the following types of systems: sprinkler including center pivot, lateral move, end tow, side (wheel) roll, traveler, solid set, or hand move; flood (basin); or drip trickle irrigation systems. Do not apply this product through any other type of irrigation system.
2. Crop injury, lack of effectiveness, or illegal pesticide residues in the crop can result from non-uniform distribution of treated water.
3. If you have questions about calibration, you should contact State Extension Service specialists, equipment manufacturers or other experts.
4. Do not connect an irrigation system (including greenhouse systems) used for pesticide application to a public water system unless the pesticide label-prescribed safety devices for public water systems are in place.
5. A person knowledgeable of the chemigation system and responsible for its operation, or under the supervision of the responsible person, shall shut the system down and make necessary adjustments should the need arise.

### Specific Requirements

1. Public water system means a system for the provision to the public of piped water for human consumption if such system has at least 15 service connections or regularly serves an average of at least 25 individuals daily at least 60 days out of the year.
2. Chemigation systems connected to public water systems must contain a functional, reduced-pressure zone, backflow preventer (RPZ) or the functional equivalent in the water supply line upstream from the point of pesticide introduction. As an option to the RPZ, the water from the public water system should be discharged into a reservoir tank prior to pesticide introduction. There shall be a complete physical break (air gap) between the outlet end of the fill pipe and the top or overflow rim of the reservoir tank of at least twice the inside diameter of the fill pipe.
3. The pesticide injection pipeline must contain a functional, automatic, quick-closing check valve to prevent the flow of fluid back towards the injection pump.
4. The pesticide injection pipeline must contain a functional, normally closed, solenoid-operated valve located on the intake side of the injection pump and connected to the system interlock to prevent fluid from being drawn from the supply tank when the irrigation system is either automatically or manually shut down.
5. The system must contain functional interlocking controls to automatically shut off the pesticide injection pump when the water pump motor stops, or in cases where there is no water pump, when the water pressure decreases to the point where pesticide distribution is adversely affected.
6. Systems must use a metering pump, such as a positive displacement injection pump (e.g. diaphragm pump), effectively designed and constructed of materials that are compatible with pesticides and capable of being fitted with a system interlock.
7. Do not apply when wind speed favors drift beyond the area intended for treatment.

### Non-Specific Requirements

1. Remove scale, pesticide residue, and other foreign matter from the chemical tank and entire injector system. Flush with clean water.

10/19

2. Prepare a suspension of product in the mix tank or stock bucket. Fill the tank with 3/4 of the desired amount of water. Start agitation and add the required amount of product to the solution along with the remaining volume of water.
3. Maintain a gentle agitation in the mix tank during application to assure a uniform suspension. Follow mixing instructions and tank mixing instructions previously indicated.
4. Start system and then uniformly inject the suspension of 3336 EG into the irrigation line so as to deliver the desired rate per acre. Allow sufficient time for pesticide to be flushed through all lines and all nozzles before turning off irrigation system.
5. Greater accuracy in calibration and distribution will be achieved by injecting a larger volume of a more dilute suspension per unit time.
6. The suspension of 3336 EG should be injected with a positive displacement pump into the main line ahead of a right angle turn to insure adequate mixing.

**Sprinkler (Overhead) Chemigation**

Observe all instructions in the Generic, Specific and Non-Specific requirements sections above and the following additional requirements:

1. The system must contain a functional check valve, vacuum relief valve, and low pressure drain appropriately located on the irrigation pipeline to prevent water source contamination from backflow.
2. The irrigation line or water pump must include a functional pressure switch, which will stop the water pump motor when the water pressure decreases to the point where pesticide distribution is adversely affected.
3. Set sprinkler system to deliver 1/10 to 1/4 inches of water per acre. Volumes of water higher than this may reduce efficacy. Application of greater than specified quantities of irrigation water per acre may result in decreased product performance. Where sprinkler distribution patterns do not overlap sufficiently, unacceptable disease control may result.
4. When system connections or fittings leak, when nozzles do not provide uniform distribution or when lines containing the product cannot be flushed and must be dismantled and drained in a center pivot system, block the nozzle set nearest the well pivot injection unit to prevent spray being applied to this area. Allow sufficient time for pesticides to be flushed through all lines and all nozzles before turning off irrigation water.

**Flood (Basin) Chemigation**

1. Systems using a gravity flow pesticide dispensing system must meter the pesticide into the water at the head of the field and down stream of a hydraulic discontinuity such as a drop structure or weir box to decrease potential for water source contamination from backflow if water flow stops.
2. Systems utilizing a pressurized water and pesticide injection system must meet the following requirements: Observe all instructions in the Generic, Specific and Non-Specific requirements sections above and items 1 and 2 of the sprinkler irrigation requirements.

**Drip (Trickle) Chemigation**

Observe all instructions in the Generic, Specific and Non-Specific requirements sections above.


### TURF APPLICATIONS

3336 EG may be used on all fine turf applications such as Commercial, Residential and Public (such as home lawns, parks, athletic fields, schools, and day care centers), and Golf Courses (greens, tees, fairways and aprons) of cool and warm season grasses such as Bentgrass, Bluegrass, Bermudagrass, Fescue, Ryegrass, St. Augustinegrass, Zoysiagrass, or their mixtures. 3336 EG is not phytotoxic to any of the above mentioned grasses when used in accordance with the label. 3336 EG is to be used for the prevention and control of the diseases mentioned below. It has both preventive and curative activity. Do not graze animals on treated turf. Do not feed clippings to livestock or poultry. Not for use on turf being grown for sale or other commercial use as sod.

**Application Instructions:** Apply material with properly calibrated hand held, mechanical or motorized spray equipment or by chemigation through appropriate sprinkler irrigation systems. Spray uniformly over the area to be treated. Apply specified amounts in sufficient water to obtain thorough coverage of treatment area. When treating golf greens, always treat aprons. Use the highest specified rate under conditions of severe disease pressure. For best results, apply after mowing or avoid mowing twelve hours after application. For root pathogens, lightly water the treatment area to move the fungicide into active root zone with one to two tenths inch of water. Excessive irrigation may move application below active root zone and reduce application effectiveness. Green design and drainage will influence irrigation practices. When tank mixing with contact action fungicides for foliar diseases, applications should be allowed to dry on leaf surfaces. Normal watering may proceed after sprays have dried.

**Table 1: Maximum Individual Application Rates and Minimum Re-Treatment Intervals**

Use Site	Maximum application rate of 3336 EG	Minimum Re-Treatment Interval	Comments
Residential or Public Areas	5.44 lbs/Acre (2.0 oz / 1,000 sq ft)	14 days	
Golf Course Tees, Greens, Aprons	16.32 lbs/Acre (6.0 oz / 1,000 sq ft)	14 days	
Golf Course Fairways —except Florida	10.88 lbs/Acre (4.0 oz / 1,000 sq ft)	14 days	Excludes Florida
Golf Course Fairways — Florida Only	5.44 lbs/Acre (2.0 oz / 1,000 sq ft)	14 days	Florida Only Only One Application Per Year



**Table 2: Maximum Seasonal Application Rates**

Use Site	Maximum Pounds 3336 EG per Acre per Season	Ounces 3336 EG per 1,000 sq ft	Comments
Residential or Public Areas	21.76	8.0	4 Applications per year
Golf Course Tees, Greens, Aprons	43.52	16	
Golf Course Fairways –except Florida	10.88	4.0	Excludes Florida
Golf Course Fairways – Florida Only	5.44	2.0	Florida Only

**Table 3: Turf Disease Control**

Disease(s) Controlled	Rate of 3336 EG (oz/1,000 sq ft)	Remarks*
<b>Anthracnose, basal</b> <i>Colletotrichum cereale</i>	4-6	For prevention in historic areas of disease pressure, apply twice at 14 day intervals when soil temperature reaches 60°F. For curative control, apply when disease first appears and continue at 14 day intervals as needed. Rotations and/or tank mix combinations with chlorothalonil or tebuconazole (Torque®) can be utilized.
<b>Anthracnose, foliar</b> <i>Colletotrichum cereale</i>	2-4	
<b>Bermudagrass Decline</b> <i>Gaeumannomyces graminis</i> var. <i>graminis</i> <b>Take-All-Patch</b> <i>Gaeumannomyces graminis</i> var. <i>avenae</i>	4-6	Apply in mid-July or when disease symptoms first appear and repeat at 14 day intervals for suppression. Use higher rates under most severe disease expression. Follow proper agronomic recommendations to maintain plant vigor.
<b>Cool Season Brown Patch</b> <i>Rhizoctonia cerealis</i> <b>Necrotic Ring Spot</b> <i>Leptosphaeria korrea</i> <b>Spring Dead Spot</b> <i>Leptosphaeria korrea</i>	4-6	For prevention, apply in Fall before turf has stopped all growth activity. Apply second application in early Spring when soil temperatures reach 55-60°F or when disease first appears. For curative action, apply when disease first appears in early Spring and continue at 14 day intervals.
<b>Coprinus Snow Mold</b> <i>Coprinus psychromorbidus</i>	4-6	Apply 2 treatments at 21 day intervals in late Fall to early Winter, with the last application made just prior to first permanent snow cover. Rotations and/or tank mix combinations with PCNB can be utilized.

13/19

Disease(s) Controlled	Rate of 3336 EG (oz/1,000 sq ft)	Remarks*
<b>Dollar spot</b> <i>Moellerodiscus, Lanzia, Sclerotinia</i> <b>Brown Patch/Large Patch</b> <i>Rhizoctonia solani</i> <b>Ascochyta Leaf Blight</b> <i>Ascochyta</i> <b>Copper Spot</b> <i>Gloeocercospora sorghi</i> <b>Fusarium Patch</b> <i>Fusarium nivale</i> <b>Red Thread</b> <i>Laetisaria fuciformis</i> <b>Zoysia Patch</b> <i>Rhizoctonia solani</i>	2-4	Apply when disease first appears and continue at 14 day intervals. Rotations and/or tank mix combinations with chlorothalonil, iprodione, or mancozeb (Protect™) can be utilized.
<b>Fusarium Blight</b> <i>Fusarium roseum, F. triticum</i>	4-6	Apply when disease first appears at 14 day intervals.
<b>Gray Leaf Spot (Blast)</b> <i>Pyricularia grisea</i>	4-6	Apply preventive application before expected period of disease development. Continue applications at 14 day intervals.
<b>Leaf Spot</b> <i>Drechslera</i> <b>Leaf, crown, and root diseases</b> <i>Bipolaris, Curvularia, Exserohilum</i>	4-6	Apply when disease first appears and make applications at 14 day intervals as needed. For best results under severe conditions, rotate and/or tank mix with chlorothalonil, iprodione, or mancozeb (Protect).
<b>Pink Snow Mold</b> <i>Microdochium nivale</i>	2-4	Apply in late Fall to early Winter before turf has stopped all growth activity. A second application may be used in combination with chlorothalonil, PCNB, or thiram (Spotrete™) at specified rates before snow cover or during Spring thaw.
<b>Rusts</b> <i>Puccinia, Uromyces</i>	4-6	Make 2 applications at 14 day intervals when disease first appears. For best results, rotate and/or tank mix with chlorothalonil or mancozeb (Protect).
<b>Stripe Smut</b> <i>Ustilago striiformis</i>	4-6	Apply at 14 day intervals when disease first appears. For prevention, apply in spring and fall.
<b>Summer Patch</b> <i>Magnaporthe poae</i>	4-6	For prevention, apply 3 applications starting late April or early May using 21 day intervals. Rotations and/or tank mix combinations may be used as part of the three application program. For suppression, apply at 14 day intervals when disease first appears.
<b>Bentgrass Dead Spot</b> <i>Ophiosphaerella agrostis</i>	4-6	For prevention, apply in early June or based upon local Extension Service recommendations. Apply at 14 day intervals. Rotations and/or tank mix combinations may be used for season long disease prevention.

\* Observe the maximum individual application rates and maximum seasonal application limits in Table 2.

14/19

## HORTICULTURAL APPLICATIONS

**Nursery, Greenhouse, Shade or Lath House, Landscape & Interiorscape  
Annual and Perennial Flowers, Bedding Plants, Foliage Plants, Ground Covers, plus  
Deciduous and Evergreen Trees and Shrubs**

Do not apply to home orchards/fruit trees after fruit set.  
Do not apply with fixed wing or rotary aircraft.

3336 EG is a broad spectrum systemic fungicide which controls a variety of foliar, stem, and root diseases on a wide range of commercially important plants. 3336 EG is also effective as a pre-plant dip on cuttings and bulbs. For soil drench applications, best crop protection is achieved with preventive treatments repeated every 21-28 days. For foliar applications, begin treatments when disease first appears, or during suspected periods of disease incidence. Apply additional applications every 7-14 days or as otherwise instructed for the prevention or control of the listed diseases. For best results, use a wetting agent for plants that have leaves that are difficult to wet properly. Use of a spreader-sticker may enhance product performance in wet weather conditions or during periods of overhead irrigation. 3336 EG may be applied as a ground application using hand held, mechanical or motorized spray equipment, or as a chemigation spray or through an applicable sprinkler irrigation system; or as an overhead application where applicable. See specific instructions below. For foliar applications, do not exceed thirty six (36) pounds active ingredient per acre per crop season from all thiophanate-methyl containing products. For soil drench applications, do not exceed 300 pounds active ingredient per acre per crop season from all thiophanate-methyl containing products.

**Note:** The "Directions For Use" of this product reflect the cumulative inputs from both historical field use and product testing programs. However, it is impossible to test this product on all species and cultivars. A preliminary trial is suggested on a small scale before a full treatment is applied to any plant type not shown on this label but found in a similar use site with a listed disease problem. Wait 5-7 days after treatment to evaluate results. Do not use this product on Swedish Ivy (*Plectranthus australis*), Boston Fern (*Nephrolepis exalta*), and Easter Cactus (*Hatiora gaertneri*).

**Application Instructions:** Apply material with properly calibrated, hand held, mechanical or motorized spray equipment or by chemigation thorough appropriate sprinkler irrigation, flood, or drip systems. Begin applications when disease first appears and repeat at 7-14 day intervals or as needed during the growing season. Use the shortest interval when conditions are unusually favorable for the development of disease. For hand held, mechanical, or motorized applications mix 5.7-17.1 oz of 3336 EG per 100 gal water and apply as a full coverage spray to drip for the prevention and control of the diseases listed below. Spray volume may range up to 400 gallons of finished spray per acre depending upon plant species and plant growth stage. For applications through irrigation systems, refer to use rates indicated in the foliar application chart.

15/119

### Special Instructions for Proportional Injectors (e.g. Dosatron, Dosmatic, Anderson, and similar equipment)

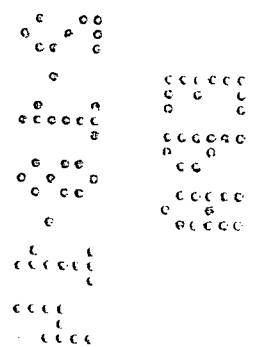
- ◆ Determine the treatment rate (oz 3336 EG/100 gal) for the plant species and pathogen from the Foliar Application table.
- ◆ Determine the injection ratio for the individual system to be used for application. An injection ratio of 1:100 is commonly used for most greenhouse and nursery systems. If you are unsure of the injection ratio for your injector, contact your equipment manufacturer.
- ◆ Use the following Injection Rate Table to determine the amount of 3336 EG (ounces) to add to one (1) gallon of water in the stock bucket or stock tank of the injector.

#### INJECTION RATE TABLE

Required amount of 3336 EG (oz) per gallon of stock tank solution for given treatment rates and injection ratios combinations:

		Treatment Rate (oz/100 gallons) **								
		8	10	12	14	16	18	20	22	24
INJECTION RATIO	1:16	1.3	1.6	2	2.2	2.6	2.9	3.2	3.5	3.8
	1:50	4	5	6	7	8	9	10	11	12
	1:100	8	10	12	14	16	18	20	22	24
	1:200	16	20	24	28	32	36	40	44	48

\*\*Rate (oz/100 gallons) for the appropriate plant species and pathogen from the Foliar Application table.



16/19

**FOLIAR APPLICATION:**

Diseases Controlled	Rate of 3336 EG (oz/100 gallons)	Remarks
<b>Anthracnose</b>	12-16	Apply as buds break or at first sign of disease. Repeat at 7-14 day intervals as needed during disease period.
<b>Black Spot of Rose</b> <i>Diplocarpon rosae</i>	12-16	Apply early summer or at first sign of disease. Repeat every 7-14 days as needed during disease period.
<b>Brown Rot and Blight</b> <i>Monilinia, Sclerotinia, Whetzellinia</i>	12-16	Apply late Spring or at first sign of disease. Repeat every 7-14 days as needed during disease period.
<b>Fusicladium and Venturia Leaf Scabs</b> on: Crabapple, Hawthorn, Pear, Mountain Ash, Pyracantha, etc.	12-16	Apply as buds break. Repeat every 7-14 days as needed during disease period. Effective control requires coverage during leaf expansion. Rotations and/or tank mix combinations with mancozeb (Protect), chlorothalonil or propiconazole can be utilized. Do not use fruit from treated crabapple or pear trees for food purposes.
<b>Leaf Spots and Blights</b> caused by: <i>Ascochyta, Blumeriella, Botrytis, Cercospora, Coccoomyces, Corynespora, Curvularia, Didymellina, Entomosporium, Fabraea, Fusarium, Ramularia, Rhizoctonia, Marssonina, Mycosphaerella, Myrothecium, Phoma, Physalospora, Schizothyrium, Septoria, Sphaceloma</i>	12-16	Apply when disease symptoms first appear. Repeat every 7-14 days as needed during disease period. Rotations and/or tank mix combinations with mancozeb (Protect) or chlorothalonil can be utilized.
<b>Ovulinia Blight</b>	8-16 n	Apply as flowers open. Repeat every 7-14 days as needed during disease period.
<b>Powdery Mildews</b> <i>Erysiphe, Microsphaera, Phyllactinia, Podosphaera, Oidium, Sphaerotheca</i>	12-24	Apply when disease first appears and repeat every 7-14 days during disease period. Rotations and/or tank mix combinations with mancozeb (Protect) or triadimefon can be utilized.
<b>Rust Diseases</b> caused by: <i>Puccinia, Gymnosporangium, Uromyces</i>	12-16	Apply late Spring or when symptoms first appear. Repeat every 7-14 days as needed during disease period. For best results, rotate and/or tank mix with mancozeb (Protect) or chlorothalonil.
<b>Tip Blight of Pine</b> <i>Sphaeropsis sapinea, Diplodia pinea</i>	16-24	Begin application in spring when new growth starts. Make a second application just before needles emerge from the sheath and a third application 14 days later. Thorough coverage is essential for optimal disease control.
<b>Twig Blights, Cankers, and Diebacks</b> <i>Diaporthe, Kabatina, Phoma, Phomopsis</i>	16-24	Apply when symptoms first appear. Repeat every 7-14 days as needed during disease period.



12/19

### SOIL DRENCH APPLICATION

Diseases Controlled	Rate of 3336 EG (oz/100 gallons)	Remarks
<b>Stem, Crown, and Root Rots</b> caused by: <i>Botrytis</i> , <i>Cylindrocladium</i> , <i>Fusarium</i> , <i>Gliocladium</i> , <i>Myrothecium</i> , <i>Penicillium</i> , <i>Ramularia</i> , <i>Rhizoctonia</i> , <i>Sclerotinia</i>	8-16	Apply as a drench or directed spray using hand held, mechanical, or motorized spray equipment, or as a chemigation drench or directed spray using applicable sprinkler irrigation systems, after seeding or sticking of cuttings (8 oz) or after transplanting (12-16 oz) to propagation beds, containers, pots, trays, or nursery or landscape beds at a rate to thoroughly soak the growing media through the root zone. A general guide is 0.25 -3 pints of finished mixture per sq ft depending on the media type and depth (about 4 oz per 4 inch pot or 8 oz per 6 inch pot). Repeat every 21-28 days for adequate crop protection. Note: 3336 EG does not control <i>Pythium</i> or <i>Phytophthora</i> . Tank mix combinations with metalaxyl, mefenoxam, etridiazole, foseetyl-A, mono and dipotassium salts of phosphorous acid or propamocarb are required for the control of <i>Pythium</i> and <i>Phytophthora</i> .
<b>Black Root Rot</b> <i>Thielaviopsis</i>		

### PLANT DIP APPLICATION

Diseases Controlled	Rate of 3336 EG (oz/100 gallons)	Remarks
<b>Plant or Cutting Diseases</b> caused by: <i>Botrytis</i> , <i>Cylindrocladium</i> , <i>Fusarium</i> , <i>Gliocladium</i> , <i>Myrothecium</i> , <i>Penicillium</i> , <i>Ramularia</i> , <i>Rhizoctonia</i> , <i>Sclerotinia</i> , <i>Thielaviopsis</i>	16-24	Immerse plants or cuttings for 10-15 min. Remove and allow to drain. <b>Note:</b> Follow accepted hygiene practices to minimize the introduction and spread of water borne bacterial and water mold fungal diseases.
<b>Bulb, Corm, and Rhizome Rots</b> caused by: <i>Botrytis</i> , <i>Cylindrocladium</i> , <i>Fusarium</i> , <i>Gliocladium</i> , <i>Myrothecium</i> , <i>Penicillium</i> , <i>Ramularia</i> , <i>Rhizoctonia</i> , <i>Sclerotinia</i> , <i>Thielaviopsis</i>	16-24	

o cccc c  
 c cccc c  
 c cccc c  
 c cccc c  
 c cccc c  
 c cccc c  
 c cccc c  
 c cccc c  
 c cccc c  
 c cccc c  
 c cccc c  
 c cccc c  
 c cccc c  
 c cccc c  
 c cccc c

18/19

**LIMITED WARRANTY AND DISCLAIMER**

CLEARY CHEMICALS, LLC warrants that this material conforms to the chemical description on the label and is reasonably fit for the purposes referred to in the Directions for Use, subject to the risks referred to therein. CLEARY CHEMICALS, LLC makes no other expressed or implied warranty of fitness or merchantability or any other expressed or implied warranty. In no case shall CLEARY CHEMICALS, LLC or seller be liable for consequential, special or indirect damages resulting from the use or handling of this product including, but not limited to, loss of profits, business reputation, or customers, labor costs, or other expenses incurred in planting or harvesting. CLEARY CHEMICALS, LLC and seller offer this product and the buyer and user accept it subject to the foregoing conditions of sale and warranty which may be varied only by agreement in writing signed by a duly authorized representative of CLEARY CHEMICALS, LLC.

(RV021714)

3336, Protect, and Torque are trademarks of Cleary Chemicals, LLC.

Copyright© 2011 Cleary Chemicals, LLC.

---



AN EXCLUSIVE LINE FROM

