

1001-85

4/3/2009

1/2



UNITED STATES ENVIRONMENTAL PROTECTION AGENCY
WASHINGTON, D.C. 20460

OFFICE OF
PREVENTION, PESTICIDES AND
TOXIC SUBSTANCES

Pedro Perdomo
Director - Regulatory
Cleary Chemical LLC
178 Ridge Road, Suite A
Dayton, NJ 08810

APR 3 2009

SUBJECT: Application for Pesticide Notification per PR Notice 98-10 – Addition of Alternate Brand Name and Optional Marketing Claims
Culver Turf and Ornamental Fungicide (Alternate Brand Name – “Legend Turf and Ornamental Fungicide”
EPA Reg. No. 1001-85
Application Dated February 27, 2009

Dear Mr. Perdomo:

The Agency is in receipt of your Application for Pesticide Notification under Pesticide Registration Notice (PRN) 98-10 for the above product. The Registration Division (RD) has conducted a review of this request for its applicability under PRN 98-10 and finds that the actions requested fall within the scope of PRN 98-10. The label with the alternate brand name “Legend Turf and Ornamental Fungicide” submitted with the application has been date-stamped “Notification” and will be placed in our records.

If you have any questions, please call me directly at 703-305-6249 or Terri Stowe of my staff at 703-305-6117.

Sincerely,

Linda Arrington
Notifications & Minor Formulations Team Leader
Registration Division (7505P)
Office of Pesticide Programs

2/27



United States
Environmental Protection Agency
Washington, DC 20460

Registration
 Amendment
 Other

OPP Identifier Number

Application for Pesticide - Section I

1. Company/Product Number 1001-85	2. EPA Product Manager Tony Kish	3. Proposed Classification <input type="checkbox"/> None <input type="checkbox"/> Restricted
4. Company/Product (Name) Culver Turf and Ornamental Fungicide	PM# 22	
5. Name and Address of Applicant (Include ZIP Code) Cleary Chemical LLC 178 Ridge Road, Suite A Dayton, NJ 08810 <input type="checkbox"/> Check if this is a new address	6. Expedited Review. In accordance with FIFRA Section 3(c)(3) (b)(i), my product is similar or identical in composition and labeling to: EPA Reg. No. <u>NOTIFICATION</u> Product Name <u>APR 03 2009</u>	

Section - II

<input type="checkbox"/> Amendment - Explain below.	<input type="checkbox"/> Final printed labels in response to Agency letter dated _____
<input type="checkbox"/> Resubmission in response to Agency letter dated _____	<input type="checkbox"/> "Me Too" Application.
<input checked="" type="checkbox"/> Notification - Explain below.	<input type="checkbox"/> Other - Explain below.

Explanation: Use additional page(s) if necessary. (For section I and Section II.)

This notification is consistent with the provisions of PR Notice 98-10 and EPA regulations at 40 CFR 152.46, and no other changes have been made to the labeling or the confidential statement of formula of this product. I understand that it is a violation of 18 U.S.C. Sec. 1001 to willfully make any false statement to EPA. I further understand that if this notification is not consistent with the terms of PR Notice 98-10 and 40 CFR 152.46, this product may be in violation of FIFRA and I may be subject to enforcement action and penalties under sections 12 and 14 of FIFRA. Notification of Alternate Brand Name "Legend Turf and Ornamental Fungicide" per PR Notice 98-10 and addition of optional marketing claims "with RainKote", "with RainKote - Exceptional Plant Coverage and Sticking Power".

Section - III

1. Material This Product Will Be Packaged In:				2. Type of Container	
Child-Resistant Packaging <input type="checkbox"/> Yes <input type="checkbox"/> No	Unit Packaging <input type="checkbox"/> Yes <input type="checkbox"/> No	Water Soluble Packaging <input type="checkbox"/> Yes <input type="checkbox"/> No	If "Yes" Unit Packaging wgt. No. per container		<input type="checkbox"/> Metal <input type="checkbox"/> Plastic <input type="checkbox"/> Glass <input type="checkbox"/> Paper <input type="checkbox"/> Other (Specify) _____
* Certification must be submitted		If "Yes" Package wgt. No. per container			
3. Location of Net Contents Information <input type="checkbox"/> Label <input type="checkbox"/> Container		4. Size(s) Retail Container		5. Location of Label Directions <input type="checkbox"/>	
6. Manner in Which Label is Affixed to Product			<input type="checkbox"/> Lithograph <input type="checkbox"/> Paper glued <input type="checkbox"/> Stenciled <input type="checkbox"/> Other _____		

Section - IV

1. Contact Point (Complete items directly below for identification of individual to be contacted, if necessary, to process this application.)		
Name Pedro Perdomo	Title Director - Regulatory	Telephone No. (Include Area Code) (732) 329-8399 x-1031
Certification I certify that the statements I have made on this form and all attachments thereto are true, accurate and complete. I acknowledge that any knowingly false or misleading statement may be punishable by fine or imprisonment both under applicable law.		6. Date Application Received (Stamped)
2. Signature <i>Pedro Perdomo</i>	3. Title Director - Regulatory	
4. Typed Name Pedro Perdomo	5. Date 2-27-09	

4
21

LEGEND™

Turf and Ornamental Fungicide

Optional marketing claims:

- With RainKote™
- With RainKote™ – Exceptional Plant Coverage and Sticking Power

ACTIVE INGREDIENT:

Chlorothalonil (tetrachloroisophthalonitrile) 54.0%

INERT INGREDIENTS: 46.0%

TOTAL: 100.0%

This product contains 6.0 pounds of chlorothalonil per gallon (720 g per liter)

KEEP OUT OF REACH OF CHILDREN

CAUTION

Si usted no entiende la etiqueta, busque a alguien para que se la explique a usted en detalle.
(If you do not understand the label find someone to explain it to you in detail.)

See inside booklet for additional precautionary statements.

For Product Use Information Call 1-866-761-9397


EPA Reg. No. 1001- 85

NOTIFICATION

APR 03 2009

Manufactured for:
Cleary Chemicals LLC
178 Ridge Road, Suite A
Dayton, NJ 08810

NET WEIGHT: 2.5 Gallons



5/21

FIRST AID	
IF SWALLOWED	<ul style="list-style-type: none"> • Call a poison control center or doctor for treatment advice. • Do not induce vomiting unless told to do so by a poison control center or doctor. • Have person sip a glass of water if able to swallow.
IF ON SKIN OR CLOTHING	<ul style="list-style-type: none"> • Take off contaminated clothing. • Rinse skin with plenty of water for 15–20 minutes. • Get medical attention if irritation persists.
IF INHALED	<ul style="list-style-type: none"> • Move person to fresh air. • If person is not breathing, call 911 or an ambulance, then give artificial respiration, preferably mouth to mouth, if possible. • Call a poison control center or doctor for further treatment advice.
IF IN EYES	<ul style="list-style-type: none"> • Hold eye open and rinse slowly and gently with water for 15-20 minutes. • Remove contact lenses, if present, after the first 5 minutes, then continue rinsing. • Call a physician if irritation persists.
NOTE TO PHYSICIAN	
Persons suffering with temporary allergic skin reactions may respond to treatment with oral antihistamines and topical or oral steroids.	
Have the product container or label with you when calling a poison control center or doctor or going for treatment.	
HOTLINE NUMBERS:	
FOR 24-HOUR MEDICAL EMERGENCY ASSISTANCE:	
Call PROSAR at 1-866-303-6952	
FOR 24-HOUR CHEMICAL EMERGENCY ASSISTANCE:	
Spill, leak, fire, exposure, or accident	
Call CHEMTREC at 1-800-424-9300	

PRECAUTIONARY STATEMENTS

HAZARDS TO HUMANS AND DOMESTIC ANIMALS

CAUTION. Harmful if swallowed, absorbed through skin, or inhaled. Causes moderate eye irritation. Avoid contact with skin, eyes, or clothing. Avoid breathing spray mist. Prolonged or frequently repeated skin contact may cause allergic reactions in some individuals.

PERSONAL PROTECTIVE EQUIPMENT (PPE)

Some materials that are chemical resistant to this product are made of any waterproof material. If you want more options, follow the instructions for category A on an EPA chemical resistance category selection chart.

Mixers, loaders, applicators and all other handlers who handle this pesticide must wear:

- Long-sleeved shirt and long pants
- Chemical resistant gloves made of any waterproof material – Category A (e.g. barrier laminate, butyl rubber, nitrile rubber, neoprene rubber, natural rubber, polyethylene, polyvinyl chloride (PVC) or viton)
- Shoes plus socks
- A NIOSH approved dust/mist filtering respirator (MSHA/NIOSH approval number prefix TC-21C) or a NIOSH approved respirator with any N, R, P or HE filter for applicators and handlers in enclosed areas such as a greenhouse.

USER SAFETY REQUIREMENTS

Follow manufacturer's instructions for cleaning/maintaining PPE. If no such instructions for washables, use detergent and hot water. Keep and wash PPE separately from other laundry. Discard clothing or other materials that have been drenched or heavily contaminated with this product's concentrate. Do not reuse them.

6
21

ENGINEERING CONTROLS STATEMENT

When handlers use closed systems, enclosed cabs, or aircraft in a manner that meets the requirements listed in the Worker Protection Standard (WPS) for agricultural pesticides [40 CFR 170.240(d)(4-6)], the handler PPE requirements may be reduced or modified as specified in the WPS.

USER SAFETY RECOMMENDATIONS

Users should:

- Wash hands before eating, drinking, chewing gum, using tobacco or using the toilet.
- Remove PPE immediately after handling this product. Wash the outside of gloves before removing. As soon as possible, wash thoroughly and change into clean clothing.
- Remove clothing immediately if pesticide gets inside. Then wash thoroughly and put on clean clothing.

ENVIRONMENTAL HAZARDS

This pesticide is toxic to aquatic invertebrates and wildlife. Do not apply directly to water or to areas where surface water is present or to intertidal areas below the mean high water mark. Drift and runoff may be hazardous to aquatic organisms in neighboring areas. Do not contaminate water when disposing of equipment washwater or rinsate.


This chemical is known to leach through soil into groundwater under certain conditions as a result of label use. Use of this chemical in areas where soils are permeable, particularly where the water table is shallow, may result in groundwater contamination.

This chemical can contaminate surface water through spray drift. Under some conditions, it may also have a high potential for runoff into surface water for several days to weeks after application. These include poorly draining or wet soils with readily visible slopes toward adjacent surface waters, frequently flooded areas, areas overlaying extremely shallow ground water, areas with infield canals or ditches that drain to surface water, areas not separated from adjacent surface waters with vegetated filter strips, and areas over-laying tile drainage systems that drain to surface water.

DIRECTIONS FOR USE

It is a violation of Federal law to use this product in a manner inconsistent with its labeling.

Do not apply this product in a way that will contact workers or other persons, or pets either directly or through drift. Only protected handlers may be in the area during application. For any requirements specific to your State or Tribe, consult the agency responsible for pesticide regulation.



7
21

AGRICULTURAL USE REQUIREMENTS

Use this product only in accordance with its labeling and with the Worker Protection Standard, 40 CFR part 170. This Standard contains requirements for the protection of agricultural workers on farms, forests, nurseries, and greenhouses, and handlers of agricultural pesticides. It contains requirements for training, decontamination, notification, and emergency assistance. It also contains specific instructions and exceptions pertaining to the statements on this label about personal protective equipment (PPE), and restricted-entry interval. The requirements in this box only apply to uses of this product that are covered by the Worker Protection Standard.

Do not enter or allow worker entry into treated areas during the restricted-entry interval (REI) of **12 hours**.

PPE required for early entry to treated areas that is permitted under the Worker Protection Standard and that involves contact with anything that has been treated, such as plants, soil, or water is: long-sleeved shirt and long pants or coveralls, shoes plus socks, chemical resistant gloves made of any waterproof material, such as nitrile, butyl, neoprene, and / or barrier laminate, and protective eyewear.

Special Eye Irritation Provisions: This product is a severe eye irritant. Although the restricted entry interval expires after 12 hours, for the next 6.5 days entry is permitted only when the following safety measures are provided:

1. At least one container designed specifically for flushing eyes must be available in operating condition at the WPS required decontamination site intended for workers entering the treated area.
2. Workers must be informed, in a manner they can understand:
 - That residues in the treated area may be highly irritating to their eyes
 - That they should take precautions, such as refraining from rubbing their eyes, to keep the residues out of their eyes
 - That if they do get residues in their eyes, they should immediately flush their eyes using the eyeflush container that is located at the decontamination site or using other readily available clean water, and
 - How to operate the eyeflush container

NON-AGRICULTURAL USE REQUIREMENTS

THE REQUIREMENTS IN THIS BOX APPLY TO USES OF THIS PRODUCT THAT ARE NOT WITHIN THE SCOPE OF THE Worker Protection Standard for agricultural pesticides (40 CFR Part 170). The WPS applies when this product is used to produce agricultural plants on farms, forests, nurseries, or greenhouses.

Do not enter or allow others to enter the treated area until sprays have dried.

STORAGE AND DISPOSAL

Do not contaminate water, food or feed by storage or disposal.

PESTICIDE STORAGE

Store in original container and keep tightly closed. Store in a cool dry place. Protect from excessive heat.

PESTICIDE DISPOSAL

Pesticide wastes are toxic. Improper disposal of excess pesticide, pesticide spray or rinsate is a violation of federal law. If these wastes cannot be disposed of by use according to label instructions, contact your State Pesticide or Environmental Control Agency, or the Hazardous Waste representative at the nearest EPA Regional Office for guidance.

CONTAINER DISPOSAL

Plastic Containers: Triple rinse (or equivalent), and offer for recycling or reconditioning, or puncture and dispose of in a sanitary landfill, or by incineration, or, if allowed by state and local authorities, by burning. If burned, stay out of smoke.

Returnable Refillable Containers: If LEGEND™ Turf and Ornamental Fungicide is packaged in a returnable refillable container, then, after use, do not rinse container. The contents of this container cannot be completely removed by cleaning. Return container intact to point of purchase.

Bulk and Minibulk Containers: Reseal container and offer for reconditioning, or triple rinse (or equivalent) and offer for recycling or reconditioning, or clean in accordance with manufacturer's instructions.

Container is not safe for food, feed or drinking water.

8/21

GENERAL INFORMATION

LEGEND™ Turf and Ornamental Fungicide is an excellent disease control agent when used according to label directions for control of a broad spectrum of plant diseases. LEGEND™ Turf and Ornamental Fungicide is recommended for use in programs that are compatible with the principles of Integrated Pest Management (IPM), which include the use of disease resistant crop varieties, cultural practices, post scouting and disease forecasting systems, which reduce unnecessary applications of pesticides.

LEGEND™ Turf and Ornamental Fungicide is effective in programs to minimize disease resistance to fungicides. LEGEND™ Turf and Ornamental Fungicide, with a multi-site mode of action, may be used to delay or prevent the development of resistance to single-site fungicides. Consult your federal or state Cooperative Extension Service representatives for guidance on the proper use of Chlorothalonil in programs which seek to minimize the occurrence of disease resistance to other fungicides.

Chlorothalonil can be used effectively in dilute or concentrate sprays. Thorough, uniform coverage is essential for disease control.

GENERAL PRECAUTIONS AND RESTRICTIONS

Do not use on home lawns and turf sites associated with apartment buildings, day care centers, playgrounds, play fields, recreational park athletic fields, athletic fields located on or next to schools (i.e. elementary, middle and high schools), campgrounds, churches and theme parks.

Agricultural Use Sites Only (sod farms, golf courses, nurseries and greenhouses): This product must not be applied within 150 feet (for aerial applications) or 25 feet (for ground applications) of marine/estuarine water bodies unless there is an untreated buffer area of that width between the area to be treated and the water body.

Do not combine LEGEND™ Turf and Ornamental Fungicide in the spray tank with pesticides, surfactants or fertilizers, unless prior use has shown the combination physically compatible, effective and noninjurious under your conditions of use. Do not combine LEGEND™ Turf and Ornamental Fungicide with DiPel® or Latron B-1956® as phytotoxicity may result from the combination when applied to some species on this label.

The required amount of LEGEND™ Turf and Ornamental Fungicide should be added slowly into the spray tank during filling. With concentrate sprays, pre-mix the required amount of this product in a clean container and add to the spray tank as it is being filled. Keep agitator running when filling spray tank and during spray operations.

SPRAY DRIFT PRECAUTIONS

Avoiding spray drift at the application site is the responsibility of the applicator. The interaction of many equipment and weather related factors determine the potential for spray drift. The applicator and the grower are responsible for considering all these factors when making decisions.

The following drift management requirements must be followed to avoid off-target drift movement from aerial applications to agricultural use sites. These requirements do not apply to forestry applications, public health uses or to applications using dry formulation.

1. The distance of the outer most nozzles on the boom must not exceed $\frac{3}{4}$ the length of the wingspan or rotor.
2. Nozzles must always point backward parallel with the air stream and never be pointed downwards more than 45 degrees.

Where states have more stringent regulations, they should be observed.

The applicator should be familiar with and take into account the information covered in the *Aerial Drift Reduction Advisory Information*.

Aerial Drift Reduction Advisory Information

This section is advisory in nature and does not supersede the mandatory label requirements.

9
21

Information on Droplet Size

The most effective way to reduce drift potential is to apply large droplets. The best drift management strategy is to apply the largest droplets that provide sufficient coverage and control. Applying larger droplets reduces drift potential, but will not prevent drift if applications are made improperly, or under unfavorable environmental conditions (see Wind, Temperature and Humidity, and Temperature Inversions below).

Controlling Droplet Size

- **Volume** - Use high flow rate nozzles to apply the highest practical spray volume. Nozzles with higher rated flows produce larger droplets.
- **Pressure** - DO NOT exceed the nozzle manufacturer's recommended pressures. For many nozzle types lower pressure produces larger droplets. When higher flow rates are needed, use higher flow rate nozzles instead of increasing pressure.
- **Number of nozzles** - Use the minimum number of nozzles that provide uniform coverage.
- **Nozzle Orientation** - Orienting nozzles so that the spray is released parallel to the airstream produces larger droplets than other orientations and is the recommended practice. Significant deflection from horizontal will reduce droplet size and increase drift potential.
- **Nozzle Type** - Use a nozzle type that is designed for the intended application. With most nozzle types, narrower spray angles produce larger droplets. Consider using low-drift nozzles. Solid stream nozzles oriented straight back produce the largest droplets and the lowest drift.

Boom Length

For some use patterns, reducing the effective boom length to less than $\frac{3}{4}$ of the wingspan or rotor length may further reduce drift without reducing swath width.

Application Height

Applications should not be made at a height greater than 10 feet above the top of the largest plants unless a greater height is required for aircraft safety. Making applications at the lowest height that is safe reduces exposure of droplets to evaporation and wind.

Swath Adjustment

When applications are made with a crosswind, the swath will be displaced downwind. Therefore, on the upwind and downwind edges of the field, the applicator should compensate for this displacement by adjusting the path of the aircraft upwind. Swath adjustment distance should increase, with increasing drift potential (higher wind, smaller drops, etc.)

Wind

Drift potential is lowest between wind speeds of 2 - 10 mph. However, many factors, including droplet size and equipment type determine drift potential at any given speed. Application should be avoided below 2 mph due to variable wind direction and high inversion potential. **NOTE:** Local terrain can influence wind patterns. Every applicator should be familiar with local wind patterns and how they affect spray drift.

Temperature and Humidity

When making applications in low relative humidity, set up equipment to produce larger droplets to compensate for evaporation. Droplet evaporation is most severe when conditions are both hot and dry.

Temperature Inversions

Applications should not occur during a temperature inversion because drift potential is high. Temperature inversions restrict vertical air mixing, which causes small suspended droplets to remain in a concentrated cloud. This cloud can move in unpredictable directions due to the light variable winds common during inversions. Temperature inversions are characterized by increasing temperatures with altitude and are common on nights with limited cloud cover and light to no wind. They begin to form as the sun sets and often continue into the morning. Their presence can be indicated by ground fog; however, if fog is not present, inversions can also be identified by the movement of smoke from a ground source or an aircraft smoke generator. Smoke that layers and moves laterally in a concentrated cloud (under low wind conditions) indicates an inversion, while smoke that moves upward and rapidly dissipates indicates good vertical air mixing.

10
21

Sensitive Areas

The pesticide should only be applied when the potential for drift to adjacent sensitive areas (e.g., residential areas, bodies of water, known habitat for threatened or endangered species, nontarget crops) is minimal (e.g., when wind is blowing away from the sensitive areas).

APPLICATION INSTRUCTIONS

APPLICATION AND CALIBRATION TECHNIQUES FOR SPRINKLER IRRIGATION – CHEMIGATION:

Apply this product only through sprinkler irrigation systems including center pivot, motorized lateral move, solid set or portable (wheel move, side roll, end tow, or hand move) irrigation system(s). Do not apply this product through any other type of irrigation system. Do not use LEGEND™ Turf and Ornamental Fungicide through sprinkler irrigation equipment on golf courses.

Crop injury, lack of effectiveness, or illegal pesticide residues in the crop can result from non-uniform distribution of treated water.

If you have questions about calibration, you should contact State Extension Service Specialists, equipment manufacturers or other irrigation experts.

Do not apply this product through irrigation systems connected to a public water system. "Public water system" means a system for the provision to the public of piped water for human consumption if such system has at least 15 service connections or regularly serves an average of at least 25 individuals daily at least 60 days per year.

Controls for both irrigation water and pesticide injection systems must be functionally interlocked, so as to automatically terminate pesticide injection when the irrigation water pump motor stops. A person knowledgeable of the irrigation system and responsible for its operation shall be present so as to discontinue pesticide injection and make necessary adjustments, should the need arise.

The irrigation water pipeline must be fitted with a functional, automatic, quick-closing check valve to prevent the flow of treated irrigation water back toward the water source. The pipeline must also be fitted with a vacuum relief valve and low pressure drain, located between the irrigation water pump and the check valve, to prevent back-siphoning of treated irrigation water into the water source.

Always inject LEGEND™ Turf and Ornamental Fungicide into irrigation water after it discharges from the irrigation pump and after it passes through the check valve. Never inject pesticides into the intake line on the suction side of the pump.

Pesticide injection equipment must be fitted with a functional, normally closed, solenoid-operated valve located on the intake side of the injection pump. Interlock this valve to the power system, so as to prevent fluid from being withdrawn from the chemical supply tank when the irrigation system is either automatically or manually turned off.

The pesticide injection pipeline must contain a functional, automatic, quick-closing check valve to prevent the flow of fluid back toward the injection pump.

The irrigation line or water pump must include a functional pressure switch which will stop the water pump motor when the water pressure decreases to the point where pesticide distribution is adversely affected.

Spray mixture in the chemical supply tank must be agitated at all times, otherwise settling and uneven application may occur. Do not apply when wind speed favors drift beyond the area intended for treatment.

Posting of areas to be chemigated is required when 1) any part of a treated area is within 300 feet of sensitive areas such as residential areas, labor camps, businesses, day care centers, hospitals, in-patient clinics, nursing homes or any public areas such as schools, parks, playgrounds, or other public facilities not including public roads, or 2) when the chemigated area is open to the public.

Posting must conform to the following requirements. Treated areas shall be posted with signs at all usual points of entry and along likely routes of approach from the listed sensitive areas. When there are no usual points of

11
21

entry, signs must be posted in the corners of the treated areas and in any other location affording maximum visibility to sensitive areas. The printed side of the sign should face away from the treated area towards the sensitive area. The signs shall be printed in English. Signs must be posted prior to application and must remain posted until foliage has dried and soil surface water has disappeared. Signs may remain in place indefinitely as long as they are composed of materials to prevent deterioration and maintain legibility for the duration of the posting period.

All words shall consist of letters at least 2 ½ inches tall, and all letters and the symbol shall be a color that sharply contrasts with their immediate background. At the top of the sign shall be the words KEEP OUT, followed by an octagonal stop sign symbol at least 8 inches in diameter containing the word STOP. Below the symbol shall be the words PESTICIDES IN IRRIGATION WATER.

The sign is in addition to any sign posted to comply with the Worker Protection Standard.

LEGEND™ Turf and Ornamental Fungicide may be used through two basic types of sprinkler irrigation systems as outlined in Sections A and B below. Determine which type of system is in place, then refer to the appropriate directions provided for each type.

A. Center Pivot, Motorized Lateral Move and Traveling Gun Irrigation Equipment

For injection of pesticides, these continuously moving systems must use a positive displacement injection pump, of either diaphragm or piston type, constructed of materials that are compatible with pesticides and capable of being fitted with a system interlock and capable of injection at pressures approximately 2 – 3 times those encountered within the irrigation water line. Venturi applicator units cannot be used on these systems.

Fill chemical supply tank of injection equipment with water. Operate system for one complete revolution or run across the field, measuring time required, amount of water injected, and acreage covered.

Thoroughly mix recommended amount of LEGEND™ Turf and Ornamental Fungicide for acreage to be covered to same amount of water used during calibration and inject into system continuously for one revolution or run. Mixture in the chemical supply tank must be continuously agitated during the injection run. Shut off injection equipment after one revolution or run, but continue to operate irrigation system until LEGEND™ Turf and Ornamental Fungicide has been cleared from last sprinkler head.

B. Solid Set and Portable (Wheel Move, Side Roll, End Tow, or Hand Move) Irrigation Equipment

With stationary systems, an effectively designed in-line Venturi applicator unit is preferred which is constructed of materials that are compatible with pesticides; however, a positive-displacement pump can also be used.

Determine acreage covered by sprinkler. Fill tank of injection equipment with water and adjust flow to use contents over a thirty to forty-five minute period. Mix desired amount of LEGEND™ Turf and Ornamental Fungicide for acreage to be covered with water so that the total mixture of LEGEND™ Turf and Ornamental Fungicide plus water in the injection tank is equal to the quantity of water used during calibration, and operate entire system at normal pressures recommended by the manufacturer of injection equipment used, for amount of time established during calibration. Agitation is recommended. LEGEND™ Turf and Ornamental Fungicide can be injected at the beginning or end of the irrigation cycle or as a separate application. Stop injection equipment after treatment is completed and continue to operate irrigation system until LEGEND™ Turf and Ornamental Fungicide has been cleared from last sprinkler head.

DIRECTIONS FOR APPLICATION - TURF

LEGEND™ Turf and Ornamental Fungicide can be used to control diseases on turf (on golf courses and sod farms).

Do not use on home lawns and turf sites associated with apartment buildings, day care centers, playgrounds, play fields, recreational park athletic fields, athletic fields located on or next to schools (i.e. elementary, middle and high schools), campgrounds, churches and theme parks.

12
21

Turf Group A: For Golf Course Fairways and Sod Farms:

- DO NOT use for sod farms at application rates greater than 13 lbs. a.i. per acre per year.
- For fairways, DO NOT apply more than 34.7 pints/acre (12.7 fl oz/1000 sq ft) of LEGEND™ Turf and Ornamental Fungicide per growing season (26 lbs. a.i./acre/growing season).
- The minimum re-treatment interval for single application rates up to 9.75 pints/acre (3.6 fl oz/1000 sq ft) of LEGEND™ Turf and Ornamental Fungicide (7.3 lbs a.i./acre) is 7 days.
- The minimum re-treatment interval after an application of a rate greater than 9.75 pints/acre (3.6 fl oz/1000 sq ft) of LEGEND™ Turf and Ornamental Fungicide (7.3 lbs a.i./acre) is 14 days.
- DO NOT apply more than one application of a rate greater than 9.75 pints/acre (3.6 fl oz/1000 sq ft) of LEGEND™ Turf and Ornamental Fungicide (7.3 lbs a.i./acre) per growing season.
- The maximum single application rate is 15.1 pints/acre (5.5 fl oz/1000 sq ft) of LEGEND™ Turf and Ornamental Fungicide (11.3 lbs a.i./acre).
- Apply LEGEND™ Turf and Ornamental Fungicide in 43.5 - 87 gallons of water per acre. Begin applications when conditions favor disease development and repeat applications as long as these conditions persist. Under severe disease conditions use the highest rate and shortest interval corresponding with the application schedule selected from the table below.
- DO NOT mow or water after treatment until spray deposited on turfgrass is thoroughly dry; LEGEND™ Turf and Ornamental Fungicide should always be used in conjunction with good turf management practices.
- Sod farm turf treated with chlorothalonil prior to harvest must be mechanically cut, rolled and harvested.

Turf Group B: For Golf Course Tees and Greens

Golf Course Tees:

- DO NOT apply more than 69.3 pints/acre (25.4 fl oz/1000 sq ft) of LEGEND™ Turf and Ornamental Fungicide per growing season (52 lbs. a.i./acre/growing season).
- The minimum re-treatment interval for single application rate up to 9.75 pints/acre (3.6 fl oz/1000 sq ft) of LEGEND™ Turf and Ornamental Fungicide (7.3 lbs a.i./acre) is 7 days.
- The minimum re-treatment interval after an application of a rate greater than 9.75 pints/acre (3.6 fl oz/1000 sq ft) of LEGEND™ Turf and Ornamental Fungicide (7.3 lbs a.i./acre) is 14 days.
- DO NOT apply more than two applications of a rate greater than 9.75 pints/acre (3.6 fl oz/1000 sq ft) of LEGEND™ Turf and Ornamental Fungicide (7.3 lbs a.i./acre) per growing season.
- The maximum single application rate is 15.1 pints/acre (5.5 fl oz/1000 sq ft) of LEGEND™ Turf and Ornamental Fungicide (11.3 lbs a.i./acre).
- Apply LEGEND™ Turf and Ornamental Fungicide in 43.5 - 87 gallons of water per acre. Begin applications when conditions favor disease development and repeat applications as long as these conditions persist. Under severe disease conditions use the highest rate and shortest interval corresponding with the application schedule selected from the table below.
- DO NOT mow or water after treatment until spray deposited on turfgrass is thoroughly dry; LEGEND™ Turf and Ornamental Fungicide should always be used in conjunction with good turf management practices.

Golf Course Greens:

- DO NOT apply more than 97.3 pints/acre (35.7 fl oz/1000 sq ft) of LEGEND™ Turf and Ornamental Fungicide per growing season (73 lbs. a.i./acre/growing season).
- The minimum re-treatment interval for single application rate up to 9.75 pints/acre (3.6 fl oz/1000 sq ft) of LEGEND™ Turf and Ornamental Fungicide (7.3 lbs a.i./acre) is 7 days.

13
21

- The minimum re-treatment interval after an application of a rate greater than 9.75 pints/acre (3.6 fl oz/1000 sq ft) of LEGEND™ Turf and Ornamental Fungicide (7.3 lbs a.i./acre) is 14 days.
- DO NOT apply more than two applications of a rate greater than 9.75 pints/acre (3.6 fl oz/1000 sq ft) of LEGEND™ Turf and Ornamental Fungicide (7.3 lbs a.i./acre) per growing season.
- The maximum single application rate is 15.1 pints/acre (5.5 fl oz/1000 sq ft) of LEGEND™ Turf and Ornamental Fungicide (11.3 lbs a.i./acre).
- Apply LEGEND™ Turf and Ornamental Fungicide in an adequate amount of water to provide complete coverage. This amount may vary from 87 to 450 gallons per acre. See table below for suggested rates and timing. Under severe disease conditions use the highest rate and shortest interval corresponding with the application schedule selected from the table below.
- DO NOT mow or water after treatment until spray deposited on turfgrass is thoroughly dry; LEGEND™ Turf and Ornamental Fungicide should always be used in conjunction with good turf management practices.

Diseases Controlled	App. Interval (days)	Pre-Disease Rates ¹		
		fl. oz. / 1000 sq. ft.	pints / acre	lbs. a.i. / acre
Algae²	7 – 14	2.0 – 3.6	5.5 – 9.75	4.1 – 7.3
Anthracnose (<i>Colletotrichum graminicola</i>)	7 – 14 14	3.0 – 3.6 3.6 – 5.5	8.3 – 9.75 9.9 – 15.1	6.2 – 7.3 7.4 – 11.3
Brown Patch (<i>Rhizoctonia solani</i>)	7 – 14	2.0 – 3.6	5.5 – 9.75	4.1 – 7.3
Copper Spot (<i>Gloeocercospora sorghi</i>)	14	4.0 – 5.5	11 – 15.1	8.25 – 11.3
Dichondra Leaf Spot (CA only) (<i>Alternaria</i> spp.)	14	4.0 – 5.5	11 – 15.1	8.25 – 11.3
Dollar Spot (<i>Sclerotinia homeocarpa</i> ; <i>Lanzia</i> or <i>Moellerodiscus</i> spp.)	7 – 10 7 – 21	1.0 ⁵ – 2.0 2.0 – 3.6	2.8 ⁵ – 5.0 5.5 – 9.75	2.1 ⁵ – 4.1 4.1 – 7.3
Fusarium Patch (Gerlachia)³ (<i>Microdochium nivale</i>)	21 – 28	5.5	15.1	11.3
Gray Leaf Spot (<i>Pyricularia grisea</i> , <i>P. oryzae</i>)	7 – 10	2.0 – 3.6	5.5 – 9.75	4.1 – 7.3
Gray Snow Mold⁴ (<i>Typhula</i> spp.)	30	5.5	15.1	11.3
Leaf Spot , Melting Out, Brown Blight (<i>Bipolaris sorokiniana</i> , <i>Drechslera</i> spp. including <i>D. poae</i> , <i>D. siccans</i>) <i>Curvularia</i> spp.)	7 – 10 7 – 21	2.0 2.0 – 3.6	5.5 5.5 – 9.75	4.1 4.1 – 7.3
Red Thread (<i>Laetisaria fuciformis</i>)	7 – 10 14	2.0 – 3.6 3.6 – 5.5	5.5 – 9.75 9.9 – 15.1	4.1 – 7.3 7.4 – 11.3

15/21

Diseases Controlled	App. Interval (days)	Post-Disease Rates ¹		
		fl oz / 1000 sq ft	pints / acre	lbs a.i. / acre
Algae²	7 - 14 14	2.0 - 3.6 4.0 - 5.5	5.5 - 9.75 11 - 15.1	4.1 - 7.3 8.25 - 11.3
Brown Patch (<i>Rhizoctonia solani</i>)	14	4.0 - 5.5	11 - 15.1	8.25 - 11.3
Copper Spot (<i>Gloeocercospora sorghi</i>)	14	5.5	15.1	11.3
Dichondra Leaf Spot (CA only) (<i>Alternaria</i> spp.)	14	5.5	15.1	11.3
Dollar Spot (<i>Sclerotinia homeocarpa</i> ; <i>Lanzia</i> or <i>Moellerodiscus</i> spp.)	14	4.0 - 5.5	11 - 15.1	8.25 - 11.3
Gray Leaf Spot (<i>Pyricularia grisea</i> , <i>P. oryzae</i>)	14	4.0 - 5.5	11 - 15.1	8.25 - 11.3
Leaf Spot , Melting Out, Brown Blight (<i>Bipolaris sorokiniana</i> , <i>Drechslera</i> spp. including <i>D. poae</i> , <i>D. siccans</i>) <i>Curvularia</i> spp.)	14	4.0 - 5.5	11 - 15.1	8.25 - 11.3
Red Thread (<i>Laetisaria fuciformis</i>)	14	5.5	15.1	11.3
Stem Rust (Bluegrass) (<i>Puccinia graminis</i>)	14	5.5	15.1	11.3

NOTES:

- Turf Group A:** Limit of one application per season at rates greater than 7.3 lbs a.i./acre (9.75 pints/acre or 3.6 fl oz/1000 sq ft) of LEGEND™ Turf and Ornamental Fungicide.

Turf Group B: Limit of two applications per season at rates greater than 7.3 lbs a.i./acre (9.75 pints/acre or 3.6 fl oz/1000 sq ft) of LEGEND™ Turf and Ornamental Fungicide.
- Turf Groups A & B:** For prevention of algae on turfgrasses, apply LEGEND Turf and Ornamental Fungicide at the rate of 5.5 - 9.75 pints/acre (2.0 - 3.6 fl. oz/1000 sq ft) (4.1 - 7.3 lbs a.i./acre) on a 7 - 14 day schedule. Under severe algae conditions use the 9.75 pints/acre (3.6 fl oz/1000 sq ft) rate and apply on a 7-day interval. When algae is well established, every attempt should be made to dry out the afflicted area. Once dry, spiking or verticutting should be done to enhance turfgrass recover in conjunction with a LEGEND™ Turf and Ornamental Fungicide application at the rate of 11 to 15.1 pints/acre (4.0 - 5.5 fl oz/1000 sq ft). **Turf Group B:** A second application of LEGEND™ Turf and Ornamental Fungicide at the 15.1 pints/acre (5.5 fl oz/1000 sq ft) rate may be made 14 days after the first application. **Turf Groups A & B:** Following applications of the 15.1 pints/acre (5.5 fl oz/1000 aw ft) rate, several applications of LEGEND™ Turf and Ornamental Fungicide at a rate of 5.5 - 9.75 pints/acre (2.0 - 3.6 fl oz/1000 sq ft) (4.1 - 7.3 lbs a.i./acre) on a 7 to 14 day interval may be necessary for turfgrass recovery. Only a preventative spray program with LEGEND™ Turf and Ornamental Fungicide will prevent a recurrence of the algae when environmental conditions are favorable.
- Turf Groups A & B:** In areas where pink snow mold (*Geriachia* or *Fusarium* patch) is likely to occur, apply LEGEND™ Turf and Ornamental Fungicide at 15.1 pints/acre (5.5 fl oz/1000 sq ft) (11.3 lbs a.i./acre) in combination with products containing iprodione at 88 ozs a.i./acre (2 oz a.i./1000 sq ft) of turf area. Read and observe all label directions for products containing these active ingredients. For control of *Fusarium* patch only in areas where snow cover is intermittent or lacking during the winter, apply 15.1 pints/acre (5.5 fl oz/1000 sq ft) of LEGEND™ Turf and Ornamental Fungicide (11.3 lbs a.i./acre). Make application in late

16
21

autumn. **Turf Group B:** Apply a second application of 15.1 pints/acre (5.5 fl oz/1000 sq ft) of Chlorothalonil 21 to 28 days after the first application unless conditions favorable for Fusarium patch no longer prevail.

4. **Turf Group A & B:** For Gray snow mold caused by *Typhula* spp., apply in sufficient water to obtain adequate coverage (2 to 10 gallons per 1000 sq ft). Apply one application 15.1 pints/acre (5.5 fl oz/1000 sq ft) of Chlorothalonil (11.3 lbs a.i./acre). Application must be made before snow cover in autumn. **Turf Group B:** If snow cover is intermittent or lacking during the winter, a second application of LEGEND™ Turf and Ornamental Fungicide at 15.1 pints/acre (5.5 fl oz/1000 sq ft) may be applied one month after the first application.
5. Low rate is not effective on intensively mowed turfgrasses such as golf course and greens.

DIRECTIONS FOR APPLICATION - ORNAMENTAL PLANTS

Apply LEGEND™ Turf and Ornamental Fungicide at a rate of 1 3/8 pints (1.0 lb a.i.) per 100 gallons of water unless other directions are given in the tables below. DO NOT apply more than 48.5 pints LEGEND™ Turf and Ornamental Fungicide (36.4 lbs a.i./acre) per growing season to field grown ornamentals. Apply in a spray to the point of drip, when conditions are favorable for disease development. Repeat applications at 7 to 14 day intervals until conditions are no longer favorable. During periods when conditions favor severe disease incidence, generally cloudy or wet weather, apply LEGEND™ Turf and Ornamental Fungicide at 7 day intervals. The minimum re-treatment interval is 7 days. LEGEND™ Turf and Ornamental Fungicide should be applied to plants when both foliage and flowers are dry, or nearly dry.

DO NOT combine LEGEND™ Turf and Ornamental Fungicide in the spray tank with pesticides, surfactants or fertilizers, unless prior use has shown the combination to be physically compatible, effective and noninjurious under your conditions of use.

LEGEND™ Turf and Ornamental Fungicide may be used in greenhouses. DO NOT use mistblowers or high pressure spray equipment when making applications of LEGEND™ Turf and Ornamental Fungicide in greenhouses.

LEGEND™ Turf and Ornamental Fungicide is recommended for control of fungal diseases referred to by numbers in parentheses following each ornamental. Ornamentals listed on this label have been tested and found to tolerate applications of LEGEND™ Turf and Ornamental Fungicide at the recommended rates. The user should test for possible phytotoxic responses, using recommended rates on ornamental plants on a small area prior to commercial use. Applications made during bloom may damage flowers and/or fruits.

Treated plants and fruits from treated plants MUST NOT BE EATEN.

ORNAMENTALS RECOMMENDED FOR TREATMENT WITH LEGEND TURF AND ORNAMENTAL FUNGICIDE:

Broadleaf Shrubs and Trees		
Andromeda (<i>Pieris</i>) ⁴	Flowering Almond ^{1,2}	Oregon-Grape (<i>Mahonia</i>) ⁶
Ash (<i>Fraxinus</i>) ¹	Flowering Cherry ^{1,2}	Photinia ¹
Aspen ¹	Flowering Peach ^{1,2}	Poplar ¹
Azalea ^{1,2,4}	Flowering Plum ^{1,2}	Privet (<i>Ligustrum</i>) ¹
Buckeye, Horsechestnut ¹	Flowering Quince ^{1,2}	Rhododendron ^{1,2,4}
Cherry-Laurel ¹	Hawthorn ^{1,6}	Sand Cherry ^{1,2}
Crabapple ^{1,6,8}	Holly ¹	Sequoia ¹
Dogwood ¹	Lilac ⁵	Spiraea ¹
Eucalyptus ³	Magnolia ¹	Sycamore, Plane tree ¹
Euonymus ¹	Mountain Laurel ¹	Viburnum ⁵
Firethorn (<i>Pyracantha</i>) ¹	Oak (red group only) ^{1,7}	Walnut (<i>Juglans</i>) ¹

17
21

Flowering Plants ^a and Bulbs		
Arabian Violet ² Begonia ¹ Camellia ¹ Carnation ^{1,2} Chrysanthemum ^{1,2} Crocus ¹ Daffodil ¹ Daisy ¹ Geranium ^{1,6}	Gladiolus ^{1,2} Hollyhock ⁶ Hydrangea (foliage only) ^{1,6} Iris ^{1,2} Lily ¹ Marigold ¹ Narcissus ¹ Pansy ¹ Petunia ^{1,4}	Phlox ¹ Poinsetta ^{b 1} Rose ^{c 1} Statice ¹ Tulip ¹ Zinnia ^{1,5}

- ^a Avoid applications during bloom period on plants where flower injury is unacceptable.
^b Discontinue applications prior to bract formation; phytotoxicity is possible on the bracts.
^c Use 1 pint of LEGEND™ Turf and Ornamental Fungicide per 100 gallons of water.

Foliage Plants		
Aglaonema ¹ Areca palm ¹ Artemisia ¹ Boston fern ¹ Dumbcane (<i>Dieffenbachia</i>) ¹ Dracaena ¹ Fatsia (<i>Aralia</i>) ¹	Ficus ¹ Florida Ruffle Fern ¹ Leatherleaf Fern ¹ Lipstick plant ¹ Ming aralia ¹ Oyster plant (<i>Rhoeo</i>) ¹ Pachysandra ^{d 1}	Parlor palm (<i>Chamaedorea</i>) ¹ Peperomia ¹ Philodendron ^{1,4} Prayer plant (<i>Maranta</i>) ¹ Syngonium ¹ Zebra plant (<i>Aphelandra</i>) ¹

^d Use 2 ¼ pints of LEGEND™ Turf and Ornamental Fungicide per 100 gallons of water.

Note: DO NOT apply LEGEND™ Turf and Ornamental Fungicide to either green or variegated Pittosporum or to Schefflera, as multiple applications have been demonstrated to cause phytotoxic responses.

DISEASES CONTROLLED WITH LEGEND™ TURF AND ORNAMENTAL FUNGICIDE:

1. Leafspots & Foliar Blights:	
Actinopelte leafspot	Drechslera leafspot
Alternaria leafspot or leaf blight	Fabraea leafspot (<i>Entomosporium</i>)
Anthracnose leaf blotch, spot	Gloeosporium black leafspot
Anthracnose blight (<i>Discula</i>)	Ink spot (<i>Drechslera</i>)
Ascochyta blight	Marssonina leafspot
Bipolaris leafspot (<i>Helminthosporium</i>)	Monilinia blossom blight, twig blight
Black spot on roses	Mycosphaerella ray blight
Botrytis leafspot, leaf blight	Myrothecium leafspot, brown rot
Cephalosporium leafspot	Nematostoma leaf blight
Cercospora leafspot	Phyllosticta leafspot
Cercosporidium leafspot	Ramularia leafspot
Corynespora leafspot	Rhizoctonia web blight
Coryneum blight (shothole)	Septoria leafspot
Curvularia leafspot	Sphaeropsis leafspot
Cylindrosporium leafspot	Stagonospora leaf scorch
Dactylaria leafspot	Tan leaf spot (<i>Curvularia</i>)
Didymellina leafspot	Volutella leaf blight

18
/ 21

2. Flower Spots and Blights

Botrytis flower spot, flower blight Curvularia flower spot Monilinia blossom blight	Ovulinia flower blight Rhizopus blossom blight Sclerotinia flower blight
---	--

3. Cylindrocadium stem canker

4. Phytophthora leaf blight, dieback

5. Powdery mildews


<i>Erysiphe cichoracearum</i>	<i>Microsphaera</i> spp.
-------------------------------	--------------------------

6. Rusts

<i>Gymnosporangium</i> spp. <i>Pucciniastrum hydrangeae</i>	<i>Puccinia</i> spp.
--	----------------------

7. Taphrina blister

8. Scab (*Venturia inaequalis*)



19
/21

DIRECTIONS FOR APPLICATION - TREE AND ORCHARD CROPS

Apply LEGEND™ Turf and Ornamental Fungicide in sufficient water and with proper calibration to obtain uniform coverage of tree canopy. Application with ground equipment is preferable to aerial application because ground applications generally give better coverage of the tree canopy. If application with ground equipment is not feasible, LEGEND™ Turf and Ornamental Fungicide may be applied with aircraft using at least 20 gallons of spray per acre. When concentrate sprays are used or when treating non-bearing or immature trees, the lower rate of LEGEND™ Turf and Ornamental Fungicide listed may be used. DO NOT allow livestock to graze in treated areas. The following spray volumes are recommended as gallons of spray per acre:

Crop	Spray Volume (Gallons per Acre)	
	Concentrate	Dilute
Peach Nectarine Apricot Tart Cherry Plum Prune	20	300
Sweet Cherry	20	400
Conifers		
Forest stands	10 – 20 (aircraft)	Not used
Christmas trees	10 – 50 (aircraft or ground equipment)	100
Nursery beds	5 – 10 (ground equipment only)	100

Crop	Diseases	LEGEND™ TURF AND ORNAMENTAL FUNGICIDE Use Rate		Application Instructions
		Pints/Acre (lbs a.i./acre)	100 Gallons* (lbs a.i./100 gallons)	
Peach Nectarine Apricot Cherry Plum Prune	Leaf curl Coryneum blight (shothole)	3 1/8 - 4 1/8 (2.3 - 3.1)	1 - 1 3/8 (0.75 - 1.0)	For best control of both diseases apply at leaf fall in late autumn, using sufficient water and proper sprayer calibration to obtain uniform coverage. When conditions favor high disease levels use the high rate of application and apply once or twice more in mid to late winter before budswell. If the leaf fall application is not practical, application of LEGEND™ Turf and Ornamental Fungicide for control of leaf curl may be made at any time prior to budswell the following spring. Where Coryneum blight (shothole) occurs, also apply at budbreak to protect newly emerging leaves and at shuck split to prevent fruit infections.
	Lacy (russet) scab (Plum / Prune)	3 1/8 - 4 1/8 (2.3 - 3.1)	1 - 1 3/8 (0.75 - 1.0)	Make one application at popcorn (pink, red or early white bud) and a second application at full bloom. If weather conditions favor disease development, make an additional application at petal fall.
	Cherry leaf	3 1/8 - 4 1/8	1 - 1 3/8	In addition to the bloom application listed above,

20
21

Crop	Diseases	LEGEND™ TURF AND ORNAMENTAL FUNGICIDE Use Rate		Application Instructions
		Pints/Acre (lbs a.i./acre)	100 Gallons* (lbs a.i./100 gallons)	
	spot Peach, Nectarine, Apricot scab Black knot (Cherry, Plum)	(2.3 – 3.1)	(0.75 – 1.0)	make one application at shuck split. DO NOT apply LEGEND™ Turf and Ornamental Fungicide after shuck split and before harvest. If additional disease control is needed before harvest, use another registered fungicide. For control of cherry leaf spot after harvest, make one application to foliage within 7 days after fruit is removed. In orchards with a history of high leaf spot incidence, make a second application 10 – 14 days later.

Restrictions and Limitations:

- DO NOT apply more than 20.5 pints LEGEND™ Turf and Ornamental Fungicide (15.4 lbs a.i.) per acre during each growing season.
- The minimum re-treatment interval is 10 days.

Conifers (Pine, Spruce)	Swiss needlecast	2 ¾ - 5 ½ (2.1 – 4.125)	2 ¾ - 5 ½ (2.1 – 4.125)	Single application technique: In Christmas tree plantations or forest stands make one application in the spring when new shoot growth is ½ to 2 inches in length.	
	Scleroderris canker (Pines) Swiss needlecast	1 ½ - 2 ¾ (1.125 – 2.1)	1 ½ - 2 ¾ (1.125 – 2.1)		Make the first application in spring when new shoot growth is ½ to 2 inches in length. Make additional applications at 3 to 4 week intervals until conditions no longer favor disease development. For use in nursery beds, apply the highest rate specified on a 3-week schedule.
	Sirococcus tip blight	2 – 3 ½ (1.5 – 2.6)	2 – 3 ½ (1.5 – 2.6)		
	Rhizosphaera needlecast (Spruces) Scirrhia brown spot (Pines)	5 ½ (4.125)	5 ½ (4.125)		
	Cyclaneusma and Lophodermium needlecasts (Pines)	2 ¾ to 5 ½ (2.1 – 4.125)	2 ¾ - 5 ½ (2.1 – 4.125)	Apply in early spring prior to budbreak. Repeat applications at approximately 6 – 8 week intervals, until spore release ceases in late fall. Apply monthly during periods of frequent rainfall, and where Lophodermium infections occur during dormancy (Pacific Northwest). During drought periods, applications may be suspended, then resumed upon next occurrence of needle wetness.	
	Rhabdocline needlecast	1 ½ - 2 ¾ (1.125 – 2.1)	1 ½ - 2 ¾ (1.125 – 2.1)		

21
21

Crop	Diseases	LEGEND™ TURF AND ORNAMENTAL FUNGICIDE Use Rate		Application Instructions
		Pints/Acre (lbs a.i./acre)	100 Gallons* (lbs a.i./100 gallons)	
	(Douglas-fir)			conditions no longer favor disease development. In plantations of mixed provenance, or when irregular budbreak occurs, apply weekly until all trees have broken bud, then every 3 - 4 weeks as specified above. In nursery beds, use the high rate on a 3-week schedule.
	Botrytis seedling blight Phoma twig blight	1 ½ - 2 ¾ (1.125 - 2.1)	1 ½ - 2 ¾ (1.125 - 2.1)	Begin applications in nursery beds when seedlings are 4 inches tall and when cool, moist conditions favor disease development. Make additional applications at 7 to 14 day intervals as long as disease favorable conditions persist.
	Autoecious needle rust (Weir's cushion) (Spruce)	5 ½ (4.125)	5 ½ (4.125)	Begin applications when 10% of buds have broken and twice thereafter at 7 - 10 day intervals.

Restrictions and Limitations:

- DO NOT apply more than 22 pints LEGEND™ Turf and Ornamental Fungicide (16.5 lbs a.i.) per acre during each growing season.
- The minimum re-treatment interval is 21 days.
- The minimum re-treatment interval in nursery beds is 7 days.

*Volumetric rates to be used only with full dilute spray volume specified on this label for tree and orchard crops.

LIMITED WARRANTY AND DISCLAIMER

CLEARY CHEMICALS, LLC warrants that this material conforms to the chemical description on the label and is reasonably fit for the purposes referred to in the Directions for Use, subject to the risks referred to therein. To the extent consistent with applicable law, CLEARY CHEMICALS, LLC makes no other expressed or implied warranty of fitness or merchantability or any other expressed or implied warranty. To the extent consistent with applicable law, neither CLEARY CHEMICAL nor seller shall be liable for consequential, special or indirect damages resulting from the use or handling of this product including, but not limited to, loss of profits, business reputation, or customers, labor costs, or other expenses incurred in planting or harvesting. CLEARY CHEMICAL and seller offer this product and the buyer and user accept it subject to the foregoing conditions of sale and warranty which may be varied only by agreement in writing signed by a duly authorized representative of CLEARY CHEMICALS, LLC

Dipel is a registered trademark of Valent BioSciences Corporation
Latron B-1956 and Latron AG-98 are registered trademarks of Dow AgroSciences LLC
© 2008 Cleary Chemical LLC

NOTIFICATION

APR 03 2009