

961-417

6/14/2012

1/65



UNITED STATES ENVIRONMENTAL PROTECTION AGENCY
Washington D C 20460

OFFICE OF
CHEMICAL SAFETY AND
POLLUTION PREVENTION

Jeanette A Covert
Lebanon Seaboard Corporation
1600 East Cumberland Street
Lebanon PA 17042

JUN 14 2012

Subject Amendment to add additional marketing claims and alternate brand names
Product name Preen the Weed Preventer
EPA Reg No 961 417
Application Dated February 16 2012

Dear Ms Covert

The labeling referred to above submitted in connection with registration under the Federal Insecticide Fungicide and Rodenticide Act (FIFRA) as amended is acceptable with the following comments

- 1 Every time the label mentions Vegetables or Fruits under marketing claims please add listed or as listed
- 2 Every time just flip and go hold and go or any other similar claims appear on the label a qualifier statement is needed such as user must follow all label directions

Please note that marketing claims made on the pesticide label must be substantiated by data maintained in your files. If data supporting marketing claims made on the product label is not available then those claims must be removed. Please also note that should you wish to add/retain a reference to the company's website on your label (i.e. scanner codes) then please be aware that the website becomes labeling under the Federal Insecticide Fungicide and Rodenticide Act and is subject to review by the Agency. If the website is false or misleading the product would be misbranded and unlawful to sell or distribute under FIFRA section 12(a)(1)(E). 40 CFR 156.10(a)(5) lists examples of statements EPA may consider false or misleading. In addition, regardless of whether a website is referenced on your product's label, claims made on the website may not substantially differ from those claims approved through the registration process. Therefore, should the agency find or if it is brought to

our attention that a website contains false or misleading statements or claims substantially differing from the EPA approved registration the website will be referred to the EPA's Office of Enforcement and Compliance

A stamped copy of the label is enclosed for your records. This label supersedes all previously accepted labels. You must submit one (1) copy of the final printed label before you release the product for shipment. Products shipped after eighteen (18) months from the date of this letter must bear the new revised label. If these conditions are not complied with, the registration will be subject to cancellation in accordance with FIFRA §6(e). Your release for shipment of the product constitutes acceptance of these conditions.

If you have any questions, please contact Grant Rowland at 703 347 0254 or at Rowland.Grant@epa.gov

Sincerely



Kathryn Montague
Product Manager 23
Herbicide Branch
Registration Division (7505P)

3/65

TURF Fertilizer Plus Dimension® Weed Control

[Alternate Brand Names

Greenview® Crabgrass Control Plus Lawn Food'
Agway Greenlawn® Crabgrass Control & Fertilizer
Forever Green Lawn Builder Plus Crabgrass Control
Ace Green Turf Crabgrass Preventer with Fertilizer
Preen Southern Weed Preventer Plus Plant Food
GREENTHUMB® Crabgrass Preventer Plus Lawn Fertilizer
EXPERT GARDENER® Crabgrass Preventer Plus Lawn Fertilizer
VIGORO® Crabgrass Preventer Plus Lawn Fertilizer
WONDERGRO® Crabgrass Preventer Plus Lawn Fertilizer
GroundWork® Crabgrass Preventer Plus Lawn Fertilizer
Preen Southern Weed Barrier Plus Plant Food
Preen Southern Weed Barrier Plus Plant Food
Preen Southern Weed Inhibitor Plus Plant Food
Preen Southern Weed Shield Plus Plant Food
Preen Southern Weed Eliminator Plus Plant Food
Preen Southern Weed Defense Plus Plant Food]

ACCEPTED
with COMMENTS
In EPA Letter Dated
JUN 14 2012
 Under the Federal In ide
 Fungicide and Rodei JC 4
 as amended for the pe ti ide
 registered under EPA Reg Nc
961-417

For control of crabgrass and control or suppression of many other listed annual grass and broadleaf weeds in [ornamental landscape areas] [established lawns and ornamental turf]

Active Ingredient

dithiopyr 0 19%

Other Ingredients 99 81%

Total 100 00%

Dimension® is a registered trade mark of Dow AgroSciences

Guaranteed Fertilizer Analysis XX XX XX[†]

Water Insoluble Nitrogen	XX%
Total Nitrogen (N)	XX%
Ammoniacal Nitrogen	XX%
Water Insoluble Nitrogen*	XX%
Urea Nitrogen	XX%
Other Water Soluble Nitrogen*	XX%
Available Phosphate(P ₂ O ₅)	XX%
Soluble Potash (K ₂ O)	XX%
Sulfur (S)	XX%
Calcium (Ca)	XX%
Magnesium (Mg)	XX%
Copper (Cu)	XX%
Iron (Fe)	XX%
Manganese (Mn)	XX%
Zinc (Zn)	XX%

7/65

† This product may be formulated with one or more of the following fertilizer materials polymer coated sulfur coated urea urea methylene urea sulfur coated urea ammonium phosphate ammonium sulfate sulfate of potash muriate of potash copper sulfate iron oxide manganese sulfate zinc oxide dolomite or limestone

Note Fertilizer grades with nutrient contents expressed as the percentage of N P₂O₅ and K₂O (X X X) may contain macronutrients and micronutrients

In the state of New York do not exceed 3 0 lb of this product per 1000 sq ft per year (equivalent to 0 25 pounds of active ingredient per acre)

**KEEP OUT OF REACH OF CHILDREN
CAUTION**

See back panel for First Aid and additional Precautionary Statements

NOTICE Read the entire label Use only according to label directions Before buying this product, read the Warranty Section elsewhere on this label If terms are not acceptable, return the unopened container at once

EPA Reg No 961 417

(L) (D)
EPA Est No 961 PA-01, 961 IL 01
Superscript used is first letter of lot number

[MANUFACTURED BY] [Distributed by] [Produced for]
LEBANON SEABOARD CORPORATION
1600 EAST CUMBERLAND STREET
LEBANON, PA 17042
Made in the USA
[www lebsea com] [www greenviewfertilizer com] [www preen com] [www xxxx com]

Covers [X,XXX] Square Feet [SQUARE FEET] [SQ FT] [Sq Ft]
Net Weight [Net Wt] xx lbs [LBS] [POUNDS] (xx x kg) [(XX X KG)]
Treats XX,XXX Sq Ft [SQ FT] [Square Feet] [SQUARE FEET]
Xxx lb covers up to xxx sq ft [of turfgrass]

5/65

[Optional Heading Care & Handling]

PRECAUTIONARY STATEMENTS

HAZARDS TO HUMANS AND DOMESTIC ANIMALS

CAUTION

Causes moderate eye irritation Avoid contact with eyes or clothing Wash thoroughly with soap and water after handling and before eating, drinking, chewing gum, or using tobacco

First Aid

If in eyes Hold eye open and rinse slowly and gently with water for 15 20 minutes Remove contact lenses if present after the first 5 minutes then continue rinsing eye Call a poison control center or doctor for treatment advice

If inhaled Move person to fresh air If person is not breathing call 911 or an ambulance then give artificial respiration preferably mouth to mouth if possible Call a poison control center or doctor for further treatment advice

Have the product container or label with you when calling a poison control center or doctor or going for treatment For Emergency Medical Treatment Information call (888)208 1368

ENVIRONMENTAL HAZARDS

This product is toxic to fish and highly toxic to other aquatic organisms including oysters and shrimp Use with care when applying to turf areas adjacent to any body of water Drift and runoff from treated turf may adversely affect aquatic organisms in adjacent aquatic sites Do not apply when weather conditions favor drift from treated areas To protect the environment do not allow pesticide to enter or run off into storm drains drainage ditches gutters or surface waters Applying this product in calm weather will help to ensure that wind does not blow pesticide off the treatment area Sweeping any product that lands on a driveway sidewalk or street back onto the treated area of the [lawn or garden] will help to prevent run off to water bodies and drainage systems

DIRECTIONS FOR USE

It is a violation of Federal law to use this product in a manner inconsistent with its labeling

For Outdoor Residential Use

Read all Directions for Use carefully before applying

[Use the following sections for Turfgrass application]

How This Product Works [Product Information]

[[TURF Fertilizer Plus Dimension® Weed Control or This product] can be applied up to 4 weeks later than other crabgrass preventers and provides up to 4 months of crabgrass control

6/65

[TURF Fertilizer Plus Dimension® Weed Control or This product] provides preemergence control of crabgrass and control or suppression of other listed weeds when applied prior to their germination. In addition, this product provides postemergence control of seedling crabgrass after germination and emergence. Postemergence control is limited to crabgrass only, but is effective up to 4 weeks after crabgrass has germinated. This generally corresponds to the time when crabgrass seedlings first become visible in [the established turfgrass [or] flower beds and around ground covers, trees and shrubs]. Do not apply this product later than 4 weeks after crabgrass germination.]

Apply this product only to turfgrass species listed on this label. The following turfgrass species are tolerant to this product when applied as directed:

Cool Season Grasses	Warm Season Grasses
Bentgrass creeping	Bahiagrass
Bluegrass Kentucky	Bermudagrass
Fescue fine	Buffalograss
Fescue tall	Carpetgrass
Ryegrass perennial	Centipedegrass
	St. Augustinegrass
	Zoysiagrass

Use Precautions [for Turf]

[TURF Fertilizer Plus Dimension® Weed Control or This product] must be applied only to lawns and ornamental turfgrasses that are well established. For newly established lawns, use the initial application of this product only after turfgrasses have developed a vigorous root system, uniform stand, and received at least two mowings following seeding, sodding, or sprigging. Exception: In newly established lawns of Kentucky bluegrass, perennial ryegrass, and/or tall fescue, this product may be applied two weeks after the first sign of germination.

Do not use on turf grown for agricultural or commercial purposes (turf farms) or for grass seed production.

- Use of this product on lawns and ornamental turfgrasses that are not well established or weakened by stress due to mechanical operations, pests, excessive temperatures, or lack of moisture may result in turfgrass injury.
- For best results, cultural practices that disturb the soil, such as core, spike, or hydro aeration, and verticutting, are to be done before application of this product. Do not apply this product until turfgrass has recovered from the mechanical injury caused by these cultural practices.
- Reseeding, Overseeding, or Sprigging: Reseeding, overseeding, or sprigging of areas treated with this product within 10 weeks after a single application of this product or within 16 weeks after a split application program totaling 6.0 lb/1000 sq. ft (0.5 lb active ingredient per acre) or more may inhibit the establishment of desirable turfgrasses. When reseeding, overseeding, follow proper cultural practices for seedbed preparation, seeding, irrigation, and fertilization.

- Do not use clippings from treated turf for mulching around vegetables or fruit trees
- Do not allow people or pets to enter treated area until dust has settled

Weeds Controlled or Suppressed

[TURF Fertilizer Plus Dimension® Weed Control] will provide control of crabgrass and control or suppression of other listed grass and broadleaf weeds when applied prior their germination

Grasses

barley
barnyardgrass
bluegrass annual
brome
crabgrass large
crabgrass smooth
crabgrass Southern
crowfootgrass[†]
dallisgrass
goosegrass
foxtail green
foxtail yellow
kikuyugrass[†]
oats wild
ryegrass (annual &
perennial)
sandbur
smutgrass

Broadleaf Weeds

bittercress[†]
carpetweed
chickweed[†]
geranium Carolina[†]
henbit
knotweed prostrate
lespedeza common[†]
maretail
medic black
mustard
oxalis buttercup
pineappleweed
pigweed redroot
parsley piert[†]
purslane common
rocket London
shepherdspurse
speedwell corn[†]
spurge garden
spurge prostrate
spurge spotted
woodsorrel creeping
woodsorrel yellow

[†] Suppression only

How to Apply

To optimize product performance apply this product within a few days after mowing and delay mowing again for a few days after the application. Most effective weed control will be obtained when [TURF Fertilizer Plus Dimension® Weed Control or this product] is activated by rainfall or irrigation. Performance is improved if application is followed by ½ inch of rainfall or irrigation. Erratic weed control may result if not activated by rainfall or irrigation within 30 days after application.

8/65

Optional Heading SPREADER SETTINGS

[Note Registrant/Subregistrant may insert appropriate spreader setting information based on desired spreaders and specified use rates as listed See spreader examples at the end of the label]

Drop Spreaders	Calibration Settings at Specified Rate (lb /1000 sq ft)					
	1 5	2 1	2 3	2 7	3 1	6 0
XXXXXXX	XX	XX	XX	XX	XX	XX
Broadcast Spreaders						
XXXXXXX	XX	XX	XX	XX	XX	XX


These settings were calibrated and field tested However age and condition of spreader speed of operation and evenness of terrain may require slightly different settings for desired coverage

Optional [Application Equipment and Instructions] [Spreader Directions]

[Determining Your Lawn's Square Footage

To determine how much of this product to apply you must determine the square footage of your lawn An easy way to do this is to walk the length of your lawn figuring that one pace equals about 3 feet Do the same with the width of the lawn Then multiply the length by the width to arrive at the total Make sure you subtract the square footage of your home and driveway when calculating the total square footage of your lawn If your lawn has an irregular shape try dividing it up into a number of square areas Calculate the square footage for each area then add the figures together to reach your total lawn size]

[Insert icon representing footprint of house driveway and lawn]



[above pictogram is optional

]


[Spreader Tips

The two main types of spreaders are the Drop Spreader which drops the material straight down the width of the spreader as you push and the Broadcast Spreader (also known as a rotary) which throws the material from the spreader]

[Drop Spreader First make two passes along the top of the area you ll be covering Then make two passes along the bottom area Then move back and forth along the long part of the lawn On each pass as you reach the strips at the top and bottom of the area to be covered shut off the spreader It s also important to shut off the spreader when you are stopped]

9/65

[Insert icon showing spreader path]




[Insert drop spreader icon]

[above pictogram is optional] [Fig A]

[Broadcast Spreader] Apply in a single pass by starting on the outside border and apply in a circular path working toward the center]

Insert icon showing spreader path]

[Insert broadcast spreader icon]



[above pictogram is optional][Fig B]

[Optional Spreader Language]

[The above spreader settings are approximate To check your spreader XX lb of material covers approximately XXX sq ft (X lbs of material per XXXX sq ft)

Note if spreader model does not appear above please call [toll free] XXX XXX XXXX X am Xpm [ET] [CT] [MT] [PT] [Monday – Friday] [Monday – Sunday] [Anytime] [24/7] for additional model settings]

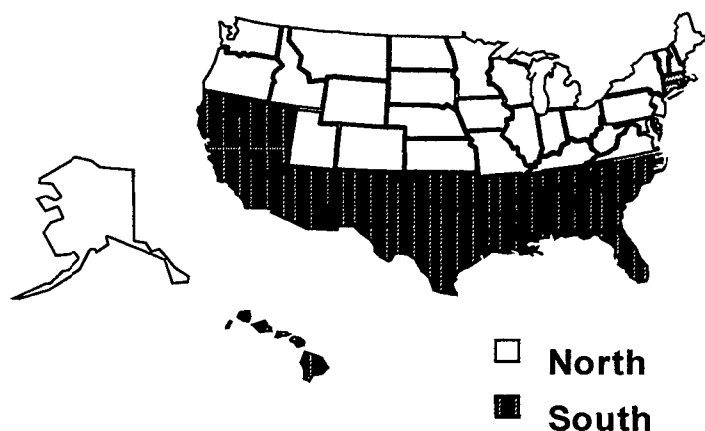
How Much To Apply

[TURF Fertilizer Plus Dimension® Weed Control or This product] will provide up to 4 months of crabgrass control when applied according to label directions The actual length of control will vary depending on use rate weather conditions condition of the turfgrass intensity of weed pressure and the location or Region within the United States where this product is being applied

Refer to the map below to determine the region of the U S that includes your location Use the table below to determine the amount of [TURF Fertilizer Plus Dimension® Weed Control or this product] to apply in your location based on the desired length of weed control or need for postemergence crabgrass control

10/65

Use "Regions" within the United States



Product Use Rates

Amount of [TURF Fertilizer Plus Dimension® Weed Control] to Apply (Pounds of product to apply per 1 000 square feet of turfgrass [†])			
Region of U S	----- Length of Crabgrass Control -----		
	2 - 3 months	3 - 4 months	Early Postemergence Control
North	1 5 lb /1000 sq ft (0 128 lb ai/acre)	2 1 lb /1000 sq ft (0 174 lb ai/acre)	[2 7 - 6 0 lb /1000 sq ft ^{††} (0 22 - 0 5 lb ai/acre)]
South	2 3 lb /1000 sq ft (0 192 lb ai/acre)	[2 7 - 3 1 lb /1000 sq ft ^{††} (0 22 - 0 256 lb ai/acre)]	[2 7 - 6 0 lb /1000 sq ft ^{††} (0 22 - 0 5 lb ai/acre)]

[†] 1 000 square feet equals an area 100 feet X 10 feet or square area of about 32 feet on a side

[^{††} Use the higher rate in rate range in areas of high weed pressure or for increased length of control]

Maximum Application Rates

- Do not apply more than 6 0 lb of this product per 1 000 sq ft per application and no more than 18 0 lb of this product/1000 sq ft per year (equivalent to 0 5 and 1 5 lb of active ingredient per acre respectively)
- In the state of New York do not exceed 3 0 lb of this product per 1000 sq ft per year (equivalent to 0 25 pounds of active ingredient per acre)
- [For the state of Florida do not apply more than [X X] lbs of this product per 1 000 sq ft per application The maximum number of applications of this product per treatment site is [XX] per year]

When to Apply [Application Timing]

Spring Application

Control of Crabgrass [TURF Fertilizer Plus Dimension® Weed Control or this product] provides preemergence control of crabgrass and control or suppression of other listed weeds when applied prior to their germination. In addition, this product provides postemergence control of seedling crabgrass after germination and emergence. Postemergence control is limited to crabgrass only and is effective up to 4 weeks after germination of crabgrass. This generally corresponds to the time when crabgrass seedlings are at the 3 leaf stage of growth and first become visible in the established turf. This product will not control crabgrass at later growth stages when crabgrass plants begin to tiller (spread). Properly timed applications will control existing crabgrass and prevent further emergence of crabgrass seedlings. Do not apply this product later than 4 weeks after crabgrass germination.

Control or Suppression of Other Grass and Broadleaf Weeds For control or suppression of other grass and broadleaf weeds, this product must be applied as a preventative treatment prior to their germination and emergence. Only crabgrass will be controlled with applications made up to 4 weeks after weed germination.

Fall Application

This product can also be applied from late summer through early fall (late August through November). When applied in the fall, a sequential or second application of this product must be made the following spring to provide season long control of crabgrass. If this product is applied in the fall, do not reseed, overseed or sprig turfgrasses within 12 weeks after application.

[Use the following sections for ornamental landscape application.]

[TURF Fertilizer Plus Dimension® Weed Control or This product] provides preemergence control or suppression of listed annual grass and broadleaf weeds in plantings of ornamental plants listed on this label.

[[TURF Fertilizer Plus Dimension® Weed Control or This product] works all season long. One easy application prevents listed weeds up to 4 months. This product contains a fertilizer to promote beautiful color, blooms, foliage and strong root growth. This product can be used anytime during the spring, summer or fall in flower gardens, around ground covers, trees and shrubs. Although this product will not kill existing weeds, it will prevent new listed weeds from sprouting – eliminating the need for difficult and time consuming hand weeding. Without weeds, your valuable plants can grow larger and stronger. [Your beds will stay neat all season long.]

12/65

(Use Rates [Application Instructions] [How to Apply])

Apply [TURF Fertilizer Plus Dimension® Weed Control or This product] with a properly calibrated spreader or other means that will assure uniform distribution. This product may be applied as a single application or as a split application. Split or sequential applications may be used to provide improved weed control or to provide extended weed control in areas with long growing seasons. To make a split application, divide the rate in the following table into separate applications made 5-10 weeks apart. Sequential applications may be made in the late summer following a spring application or in the spring after a fall application, provided the maximum application rates per year given below are not exceeded.

Maximum Application Rates

- **Do not** apply more than 6.0 lb. of this product per 1,000 sq. ft. per application and no more than 18.0 lb. of this product/1,000 sq. ft. per year (equivalent to 0.5 and 1.5 lb. of active ingredient per acre, respectively). The maximum number of applications per treatment site is 3 per year.
- In the state of New York, do not exceed 3.0 lb. of this product per 1,000 sq. ft. per year (equivalent to 0.25 pounds of active ingredient per acre).

[Application instructions] [How to Apply]

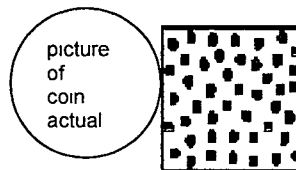
To avoid plant injury, do not apply [TURF Fertilizer Plus Dimension® Weed Control or this product] when foliage is wet. When plants are dry, sprinkle [TURF Fertilizer Plus Dimension® Weed Control or this product] on soil surface at rate given below. Once activated by watering, [TURF Fertilizer Plus Dimension® Weed Control or this product] forms a weed control barrier in the top layer of soil, preventing listed weed seeds from germinating. Disturbance to the soil surface after activation may result in erratic weed control.

Applying Around Established Plants

For flowers, roses, [herbs], ground covers, ornamental grasses, shrubs and trees, sprinkle [TURF Fertilizer Plus Dimension® Weed Control or this product] evenly over the entire soil surface at the rate of 9.6 oz. per 100 sq. ft. [6.0 lb. per 1,000 sq. ft.] [^] [(see picture)] being sure to keep granules away from plant roots and foliage. Water [TURF Fertilizer Plus Dimension® Weed Control] into soil surface. Always wash or brush off stray granules from plant foliage to avoid damage or discoloration.

Surface application rate

Sprinkle [TURF Fertilizer Plus Dimension® Weed Control or this product] as shown on soil surface



Applying With Mulch

For best weed control apply [TURF Fertilizer Plus Dimension® Weed Control or this product] after spreading mulch on your flower and shrub beds Sprinkle [TURF Fertilizer Plus Dimension® Weed Control or this product] on top of mulch at [0 96 oz per 10 sq ft] [9 6 oz per 100 sq ft] [6 0 lb per 1000 sq ft] ^ being sure to keep granules away from plant foliage Water [TURF Fertilizer Plus Dimension® Weed Control or This product] into mulch Always wash or brush stray granules from plant foliage to avoid damage or discoloration

^In the state of New York use 4 8 oz per 100 sq ft [3 0 lb per 1000 sq ft] per year

Application Timing and Directions [When To Apply]

[TURF Fertilizer Plus Dimension® Weed Control or This product] is a preemergence herbicide that will not control established weeds Make applications prior to weed seed germination Bare ground or mulched areas may be treated The best weed control is obtained when applied to soil that is free of weeds and debris such as leaves Prior to making an application control existing vegetation by hand weeding cultivation or with a postemergence herbicide Avoid disturbance of treated areas Loss of weed control may result if the treated soil surface is disturbed by soil mixing or tillage

Apply [[TURF Fertilizer Plus Dimension® Weed Control or this product] in the spring summer or fall around established plants and transplants [Do not use [TURF Fertilizer Plus Dimension® Weed Control or this product] on flower seeds Use after flowering plants have germinated and are 2 3 inches tall Since it does not kill existing weeds you must first remove any weeds that have already begun to grow By applying [[TURF Fertilizer Plus Dimension® Weed Control or this product] as early as possible you can eliminate the need for hand weeding Rain does not wash this product out of the soil For optimum weed control and plant feeding reapply this product every 4 months

Use Precautions

- Apply this product only to established ornamentals
- **Not for use on Vegetable Gardens**
- **Do not** apply this product directly to bare roots of ornamental plants as injury may result
- **Do not** incorporate this product into soil Dilution of active ingredient and possible injury to plant roots may occur

- **Do not** apply to soil around ornamental plants that are under stress due to drought flooding excessive fertilizer or soil salts wind injury hail frost damage winter injury injury from previously applied pesticides or injury due to insects nematodes or disease
- To avoid foliar damage to ornamentals irrigate immediately after application to remove herbicide particles from the foliage
- **Do not** apply under conditions that would affect product distribution Wind could affect distribution and move product onto sensitive species Uneven product distribution will result in uneven weed control
- Do not allow people or pets to enter treated area until dust has settled

[Weeds Controlled or Suppressed]

Used as directed [TURF Fertilizer Plus Dimension® Weed Control or this product] will control crabgrass and control or suppress other listed grass and broadleaf weeds when applied prior to their germination This product will not control established broadleaf weeds or grasses except for crabgrass in early stages of development The area to be treated must be free of weeds prior to application

[Insert weed list]

Grasses

barley
barnyardgrass
bluegrass annual
brome
crabgrass large
crabgrass smooth
crabgrass Southern
crowfootgrass[†]
dallisgrass
goosegrass
foxtail green
foxtail yellow
kikuyugrass[†]
oats wild
ryegrass (annual & perennial)
sandbur
smutgrass

Broadleaf Weeds

bittercress[†]
carpetweed
chickweed[†]
geranium Carolina[†]
henbit
knotweed prostrate
lespedeza common[†]
marestail
medic black
mustard
oxalis buttercup
pineappleweed
pigweed redroot
parsley piert[†]
purslane common
rocket London
shepherdspurse
speedwell corn[†]
spurge garden
spurge prostrate
spurge spotted
woodsorrel creeping
woodsorrel yellow

[†] Suppression only]

[Kills these broadleaf weeds and grasses carpetweed henbit knotweed prostrate marestail medic black mustard oxalis buttercup pineappleweed pigweed redroot purslane common rocket London shepherdspurse spurge garden spurge prostrate spurge spotted woodsorrel creeping woodsorrel yellow barley barnyardgrass bluegrass annual brome crabgrass large crabgrass smooth crabgrass Southern dallisgrass goosegrass foxtail green foxtail yellow oats wild ryegrass (annual & perennial) sandbur smutgrass

Suppresses these broadleaf weeds and grasses bittercress chickweed geranium Carolina lespedeza common parsley piert speedwell corn crowfootgrass kikuyugrass]

Acceptable for use on the following Ornamentals

[TURF Fertilizer Plus Dimension® Weed Control or this product] is suggested for use around these established plants

The ornamentals listed below have shown little to no injury to this product when applied according to label directions. However, this product has not been tested on all ornamental species, all cultivars of species on this label, or under all possible growing conditions. For species or cultivars not listed, it is suggested that a few plants in a limited area be treated and observed for potential injury under local growing conditions prior to large scale use.

Common Name	Botanical Name	Acceptable Cultivars
Abelia Dwarf	<i>Abelia X grandiflora</i>	Nana
Ajuga	<i>Ajuga reptans</i> <i>Ajuga genevensis</i>	Bronze Bronze Beauty
Almond Flowering	<i>Prunus gladiosa</i>	
Apple [†]	<i>Malus pumila</i>	
Arborvitae	<i>Thuja occidentalis</i>	Nigra Pyramidalis Smaragh Techny Woodwardii
Arborvitae Golden	<i>Thuja orientalis</i>	
Aster Chinese	<i>Callistephus chinensis</i>	Dwarf Queen
Ash Green	<i>Fraxinus pennsylvanica</i>	
Ash Mountain	<i>Sorbus aucuparia</i>	
Ash Purple	<i>Fraxinus americana</i>	

Azalea	<i>Rhododendron</i> spp	Brilliant Buccaneer Carror Chimes (Belgian) Elsie Lee Exbury Fashion Hardijzer Beauty Hershey Red Higasa Himocrimson Holland (Hybrid) Marion Lee Northern Lights Orange Cup Orchid Lights Snow Southern Charm
Azalea Flame	<i>Rhododendron calendulaceum</i>	
Azalea Kirishima		
Bamboo Heavenly		
Barberry	<i>Berberis thunbergii</i>	Aurea Dwarf Pigmy Green Kobold Pygmy Red Rose Glow
Barberry Purple		Atropurpurea
Basket flower	<i>Gaillardia grandiflora</i>	
Bearberry (common)	<i>Arctostaphylos uva ursi</i>	Massachusetts
Bee Balm	<i>Monarda didyma</i>	
Begonia	<i>Begonia</i> spp	
Birch River	<i>Betula nigra</i>	
Blackeyed Susan	<i>Rudbeckia hirta</i>	Goldstrum
Blanket Flower	<i>Gaillardia</i> spp	
Blueberry [†]	<i>Vaccinium</i> spp	Bluecrop Blue Jay Jersey North Blue Northland
Bottlebrush	<i>Callistemon citrinus</i>	
Boxwood Japanese		Japonica
Boxwood Weller	<i>Buxus sempervirens</i>	
Broom	<i>Cytisus</i> spp <i>Genista pilosa</i>	Moonlight Vancouver Gold

17/65

Bugle Carpet		
Camellia	<i>Camellia japonica</i>	Debutante Mathotiana Supreme Chansonette
	<i>Camellia sasanqua</i>	
Candy Tuft	<i>Iberis</i> spp	Snow White
Carex Variegated	<i>Carex</i>	
Cedar Red	<i>Juniperus virginiana</i>	
Celosia	<i>Celosia</i> spp	
Centaurea	<i>Centaurea montana</i>	
Cockscomb Plumosa	<i>Celosia cristata</i>	Scarlet Plumosa
Coleus	<i>Coleus blumei</i>	Red Kewpie
Columbine	<i>Aquilegia</i> spp	
Copper leaf	<i>Acalypha wilkesiana</i>	
Coreopsis	<i>Coreopsis</i> spp	Moonbeam
Corn Flower	<i>Centaurea</i> spp	
Cotoneaster	<i>Cotoneaster apiculatus</i>	
Coyotebrush	<i>Baccharis pilularis</i>	
Cycads	<i>Cycas revoluta</i>	
Cypress Bald	<i>Taxodium distichum</i>	
Cypress Italian	<i>Cupressus sempervirens</i>	Glaucia
Cypress Japanese False	<i>Chamaecyparis obtusa</i>	Gracilis
Cypress Leyland	<i>Cupressocyparis leylandii</i>	
Daffodil	<i>Narcissus</i> spp	King Alfred
Daylily	<i>Heemerocallis</i> spp	Aztec Gold Bright Yellow (Hybrid) Single Gold (Evergreen) Wilson's Yellow
Dianthus (Sweet William)	<i>Dianthus</i> spp	
Delphinium	<i>Delphinium</i> spp	Magic fountain
Dogwood	<i>Cornus florida</i>	
Dogwood American	<i>Cornus sericea</i>	Flavariae
Douglas Fir	<i>Pseudotsuga menziesii</i>	
Dusty Miller	<i>Senecio cineraria</i>	
Elm Drake	<i>Ulmus parvifolia</i>	

Euonymus	<i>Euonymus fortunei</i>	Argenteo variegata Aureo marginata Colorata Emerald Gaiety Emerald eN Gold Gold Edge Gold Princess Silver King Tricolor Vegetus
Fan Palm European	<i>Chamaerops humilis</i>	
Fan Palm Mexican	<i>Washingtonia robusta</i>	
Fern (various)	<i>Asparagus</i> spp	
Fescue	<i>Festuca glauca</i>	
Fetterbush	<i>Leucothoe fontanesiana</i>	Rainbow
Ficus	<i>Ficus retusa</i>	Nitidia
Fir Fraser	<i>Abies fraseri</i>	
Forsythia	<i>Forsythia X intermedia</i> <i>Spring Glory</i>	Arnold Dwarf Bronxensis Dwarf Lynwood Gold Meadowlark Weeping
Fuchsia	<i>Fuchsia</i> spp	
Galium	<i>Galium odoratum</i>	
Gardenia	<i>Gardenia jasminoides</i>	Mystery Radicans
Geranium	<i>Pelargonium X hortorum</i>	
Gum	<i>Eucalyptus citriodora</i>	
Hawthorn	<i>Crataegus</i> spp	Cockspur White Crimson Cloud Enchantress Jack Evans Washington White
Heather Twisted	<i>Erica cinerea</i>	Mediterranean Pink
Hemlock Canada	<i>Tsuga canadensis</i>	
Hibiscus	<i>Hibiscus</i> spp	Blue Bird Brilliant Hula Girl

Holly	<i>Ilex</i> spp <i>Ilex X meserveae</i> <i>Ilex X attenuata</i>	Blue Boy Blue Girl Burfordii China Girl Compacta Forsteri Hellerie Japanese Northern Beauty Needlepoint Nellie R Stevens Savannah
Holly Chinese	<i>Ilex cornuta</i>	
Holly Japanese	<i>Ilex crenata</i>	
Holly Yaupon	<i>Ilex vomitoria</i>	
Honeysuckle	<i>Lonicera japonica</i>	Claveyis Dwarf Halliana Tatarian Canadian White Zebelli Red Hosta
Hosta	<i>Hosta</i> spp <i>Hosta lancifolia</i>	Albo Marginata
Ice Plant	<i>Carpobrotus edulis</i>	
Impatiens	<i>Impatiens</i> spp	
Iris	<i>Iris</i> spp	Dwarf Blue Wedgewood
Ivy English	<i>Hedera helix</i>	Bulgaria Thorndale
Jasmine Asian	<i>Trachelospermum asiaticum</i>	
Juniper	<i>Juniperus</i> spp	Arcadia Armstrong Bar Harbor
	<i>Juniperus horizontalis</i>	Blue Chip Blue Pacific Blue Rug

	<i>Juniperus horizontalis</i>	Blue Star Broadmoor Buffalo Calgary Carpet Emerald Sea Emerald Spreader Endora Compacta Fruitland Green Gold Tip Hetzi Hughes Manhattan Blue Parson Pfitzeriana Plumosa Prince of Wales Procumbens Dwarf San Jose Sargent Blue Sargent Green Scandia Scopulorum Moonglow Scopulorum Skyrocket Spartan
	<i>Juniperus chinensis</i>	Tamariscifolia
	<i>Juniperus sabina</i>	Weberi Youngstown Yukon Belle
King Palm	<i>Archontophoenix cunninghamiana</i>	
Laurel Australian	<i>Pittosporum tobira</i>	
Laurel Mountain	<i>Kalmia latifolia</i>	
Leucothoe	<i>Leucothoe fontanesiana</i>	
Ligustrum Japanese	<i>Ligustrum japonicum</i>	
Lily African	<i>Agapanthus africanus</i>	Albus Peter Pan
Lily African Blue		
Lily of the Valley	<i>Pieris japonica</i>	Mt Fire
Lilyturf	<i>Liriope muscari</i>	Evergreen Giant Lilac Beauty Majestic Monroe White Variegata
Liriope Green	<i>Liriope spicata</i>	
Maple Japanese	<i>Acer japonicum</i>	

21/65

Maple Norway	<i>Acer platanoides</i>	
Maple Red †	<i>Acer rubrum</i>	
Maple Silver	<i>Acer saccharinum</i>	
Maple Sugar †	<i>Acer saccharum</i>	
Marigold	<i>Tagetes patula</i>	Honeycomb Variegata Wheeleris Dwarf
Mock Orange †	<i>Philadelphus spp</i>	Golden Snowflake Double White
Mondo Grass	<i>Ophiopogon japonicus</i>	
Moss Rose	<i>Portulaca grandiflora</i>	Sunnyside
Myrtle Crape	<i>Lagerstroemia indica</i>	Faurei Langer Muskogee Standard Pink
Myrtle Wax	<i>Myrica cerifera</i>	
Nandina	<i>Nandina domestica</i>	Compacta Nana
Narcissus	<i>Narcissus spp</i>	
Oak Laurel	<i>Quercus laurifolia</i>	
Oak Pin	<i>Quercus palustris</i>	
Oak Red	<i>Quercus rubra</i>	
Oak Southern	<i>Quercus virginiana</i>	
Oak Willow	<i>Quercus phellos</i>	
Oleander	<i>Nerium oleander</i>	Hardy Red Petite Pink Sister Agnes
Osteospermum	<i>Osteospermum fruticosum</i>	Wirligig
Pachysandra	<i>Pachysandra terminalis</i>	
Palm Bangalow		
Pampas Grass	<i>Cortaderia selloana</i>	
Pansy	<i>Viola x wittrockiana</i>	
Paper Flower	<i>Bougainvillea glabra</i>	Barbara Karst
Peach †	<i>Prunus persica</i>	
Periwinkle Dwarf	<i>Vinca minor</i>	
Petunia	<i>Petunia X hybrida</i>	Picoti
Photinia Red Tip	<i>Photinia X fraseri</i>	
Pieris	<i>Pieris japonica</i>	
Pine Australian	<i>Pinus nigra</i>	
Pine Japanese Black	<i>Pinus thunbergiana</i>	
Pine Loblolly	<i>Pinus taeda</i>	
Pine Longleaf	<i>Pinus palustris</i>	
Pine Mugo	<i>Pinus mugho</i>	
Pine Scotch	<i>Pinus sylvestris</i>	

Pine Slash	<i>Pinus elliotii</i>	
Pine Swiss Mt	<i>Pinus mugo</i>	
Pine Virginia	<i>Pinus virginiana</i>	
Pine White	<i>Pinus strobus</i>	
Pineapple Guava [†]	<i>Feijoa sellowiana</i>	
Pieris	<i>Pieris taiwanensis</i>	
Pittosporum Japan		
Potentilla	<i>Potentilla nepalensis</i> <i>Potentilla fruticosa</i>	Abbotswood
Privet	<i>Ligustrum japonicum</i>	Golden Vicary Regal Texanum Wax Yellow Tipped
Privet Glossy	<i>Ligustrum lucidum</i>	
Pyracantha	<i>Pyracantha koidzumii</i>	Gnome Lalandei Victory
Queen Palm	<i>Arecastrum rammanzoffianum</i>	
Quince Japanese [†]		
Rhododendron	<i>Rhododendron spp</i>	Album Cunningham White Fashion Hardy PJM Purple Gem Silvery Pink
Rhododendron Carolina	<i>Rhododendron carolinianum</i>	
Rhododendron Catawba	<i>Rhododendron catawbiense</i>	
Rockcress	<i>Arabis spp</i>	Snowcap
Rhodie Max (Rosebay)	<i>Rhododendron maximum</i>	
Rose [†]	<i>Rosa banksiae</i>	Luta
Rosemary [†]	<i>Rosmarinus officinalis</i>	
Rosemary Bog	<i>Andromeda polifolia</i>	Nana
Salvia	<i>Salvia farinacea</i>	Rhea
Sedum	<i>Sedum spurium</i>	Dragon Blood Red Red Carpet Yellow
Snapdragon	<i>Antirrhinum spp</i>	
Sourwood	<i>Oxydendrum arboreum</i>	
Spiraea	<i>Astilbe X arendsii</i>	Fanall

Spiraea	<i>Spiraea</i> spp	Anthony Waterer Red Dolchica Froebel Pink Goldenflame Red Snowmound White Van Houtte White
Spiraea Garland	<i>Spiraea</i> spp	
Spruce Black Hills	<i>Picea glauca</i>	
Spruce Colorado Blue	<i>Picea pungens</i>	
Spruce Norway	<i>Picea abies</i>	
Spruce White	<i>Picea glauca</i>	Conica
Sweetflag Grassyy Le		
Sweetgum	<i>Liquidambar styraciflua</i>	
Sycamore	<i>Platanus occidentalis</i>	
Tree Fern (Tiki Fern)	<i>Asparagus virgatus</i>	
Trumpet Flower Evening	<i>Gelsemium sempervirens</i>	
Tulip	<i>Tulip</i> spp	Apeldoorn
Verbena Shrub	<i>Lantana sellowiana</i>	
Vervain	<i>Verbena</i> spp	St Paul
Viburnum	<i>Viburnum</i> spp	American Cranberry Bush Arrowood Common Snowball European Cranberry Bush Linden Mohican Wright
Vinca (Periwinkle)	<i>Vinca minor</i>	
Windmill Palm	<i>Trachycarpus fortunei</i>	
Xylosma	<i>Xylosma congestum</i>	
Yarrow	<i>Achillea</i> spp	
Yaupon	<i>Ilex vomitoria</i>	Dwarf
Yew	<i>Taxus cuspidata</i> <i>Taxus X media</i>	Denisiformis

† Ornamental species only Do not use on food producing trees and ornamentals

24/65

REFILL INSTRUCTIONS

[Optional for reusable rigid plastic container with application device][This container with applicator cap is reusable with [TURF Fertilizer Plus Dimension Weed Control or this product] Refill the container with desired amount of this product and use as directed When done store or dispose this container as listed on the label]

Storage and Disposal

Do not contaminate water food or feed by storage and disposal

Pesticide Storage Store this product only in its original container in a cool dry locked place out of the reach of children and animals

Pesticide Disposal and Container Handling Nonrefillable container Do not reuse or refill this container **If empty** Place in trash or offer for recycling if available **If partly filled** Call your local solid waste agency for disposal instructions Never place unused product down any indoor or outdoor drain

[Optional Storage and Disposal statement for use with reusable containers]

STORAGE AND DISPOSAL

Do not contaminate water food or feed by storage and disposal

Pesticide Storage Store product in its original container in a cool dry locked place out of the reach of children and animals

Pesticide Disposal and Container Handling Nonrefillable container Do not reuse or refill this container except as described in the DIRECTIONS FOR USE (see Refill Instructions) **If Empty** Place in trash or offer for recycling if available **If partly filled** Call your local solid waste agency for disposal instructions Never place unused product down any indoor or outdoor drain

[WARRANTY

[NOTE] To the extent consistent with applicable law Buyer assumes all responsibility for safety and performance if this product is not used according to the directions]

Appendix 1

[Optional Label Claims]

Claims Miscellaneous

- 1 [Bar code] [product number]
- 2 [Item number]
- 3 [Not] Proof of Purchase
- 4 If the fertilizer guarantee contains iron the following statement must appear
[Note] [Notice] This product contains the secondary nutrient iron Iron may stain concrete surfaces and should not be applied on dry or water dampened concrete and


- must be removed from these areas promptly after application by sweeping or blowing
Do not wash off with water
- 5 The following statement must appear (relevant to the fertilizer guarantee)
[Note] Information regarding the contents and levels of metals in this product is available on the internet at [http //www regulatory info lebsea com](http://www.regulatory.info.lebsea.com)
 - 6 The following statement may appear when the application rate applies less than 1 pound of nitrogen per 1 000 sq ft
[Note] Supplemental applications of lawn fertilizer are needed to achieve a minimum of 1 pound nitrogen per 1 000 sq ft
 - 7 The following statement may appear if application rate instructions specify different rates based on different regions in Florida
[Optional fertilizer text for state of Florida] Florida Applications [X] annual feedings [with the exception of [listed turfgrass species (X feedings in the north and X feedings in the central and south)] This package applies X X lbs of product per 1 000 sq ft]
 - 8 For products sold in the state of Florida the following statement may appear
[Optional text for state of Florida] Do not apply near water storm drains or drainage ditches Do not apply if heavy rain is expected Apply this product only to your lawn/garden and sweep any product that lands on the driveway sidewalk or street back onto your lawn/garden
 - 9 The following statement regarding application rates may appear where application instructions specify an application rate that exceeds a state(s) maximum allowable rate
In the state of [insert state] apply a maximum of [XX X] lb product/1 000 sq ft
[Make no more than [X] application[s] per year]
 - 10 Apply once for the whole season
 - 11 For use on cool and warm season turfgrass
 - 12 Questions or Comments? Call 1 xxx xxx xxxx (insert phone graphic)
 - 13 This Bag Treats Up to _____ Square Feet
 - 14



(MST – Mobile Scan Tag / color) Note actual symbology varies from product to product as with UPC codes



15 (MST – Mobile Scan Tag / black & white)



16 (MST – Mobile Scan Tag / black and white with phone icon)




17 Scan the code to watch how Preen's Battery Powered Spreader (works)(makes preventing weeds easier than ever) (or visit [www xxx com](http://www.xxx.com)))

18 [QR Code] [For more information about this product please use your mobile device to scan the barcode Data rates may apply]

19 QR Code Image

20



[www greensmart com]

[For more information about this product please use your mobile device to scan the barcode Data rates may apply]










21 (Scan the code to watch how Preen prevents weeds (or visit [http //www preen com/preventweeds](http://www.preen.com/preventweeds)))



22 (Symbol for Spring)



23 (Symbol for Summer)

- 24  (Symbol for Fall)
- 25  (Symbol for Spring)
- 26  (Symbol for Summer)
- 27  (Symbol for Fall)
- 28  [With variations for seasons which are ghosted out]
- 29  [Must use the paw print pictogram with marketing claims No 44 45 or 46 below]
- 30 [2] [3] [4] Season Lawn Care Program
- 31 [Specially] formulated for southern [gardens] [climates]
- 32 Another great lawn and garden product from the makers of Preen®
- 33 Apply in [Spring] [Summer] [Fall]
- 34 Apply throughout the growing season
- 35 Apply when weeds are growing [spring summer or fall]
- 36 Does not harm listed (grasses) (flowers) (trees) (&/and) (shrubs)
- 37 Easy to Use
- 38 Flowers [pictogram placeholder for flowers]
- 39 for [Warmer] [Warm] [Hot] Climates
- 40 For residential use
- 41 For Southern [flower] [Beds] [Climates] [Gardens] [Landscapes]
- 42 For use on lawns
- 43 Good Housekeeping Seal of Approval (logo)
- 44 Money Back Guarantee
- 45 No stain formula
- 46 NOW FEATURING [GreenSmart] [GreenSmart logo] 
- 47 Pet access allowed once fertilizer dust settles
- 48 Pet access to lawn once fertilizer dust from application settles
- 49 Pet access to lawn within [24] hours of treatment

- 50 Proven performance
- 51 See inside booklet for complete directions for use[and] plant listings[& precautionary statements]
- 52 [Southern] [Heat Smart] Formula [for Southern Gardens]
- 53 Sprinkle around listed flowers trees[] [and] shrubs
- 54 To open cut along dotted line [pictogram place holder scissors]
- 55 Try [these] other Preen products
- [Preen Organic Vegetable Garden Weed Preventer]
 - [Preen Fabric]
 - [Preen Lawn Weed Control]
 - [Preen Lawn Crabgrass Preventer]
 - [Preen Lawn Crabgrass Preventer Plus Fertilizer]
 - [Preen Lawn Fall Weed Control Plus Fertilizer]
 - [Preen Lawn Stepsaver Weed Control Plus Fertilizer]
 - [Preen Lawn Weed & Feed]
 - [Preen Mulch Plus]
- 56 Use around listed flowers trees [and / &] shrubs
- 57 Use [only] around listed flowers trees [and /&] shrubs
- 58 Won t wash away
- 59 Works season long up to 4months
- 60 XX% more [product] [coverage]
- 61 Bonus size [XX% more] [product] [coverage]

62

WARRANTY**IMPORTANT READ BEFORE USE**

Read the entire Directions for Use Conditions Disclaimer of Warranties and Limitations of Liability before using this product If terms are not acceptable return the unopened product container at once

By using this product user or buyer accepts the following Conditions Disclaimer of Warranties and Limitations of Liability

CONDITIONS The directions for use of this product are believed to be adequate and must be followed carefully However it is impossible to eliminate all risks associated with the use of this product Crop injury ineffectiveness or other unintended consequences may result because of such factors as weather conditions presence of other materials or the manner of use or application all of which are beyond the control of Lebanon Seaboard Corporation [Company Name] All such risks shall be assumed by the user or buyer

DISCLAIMER OF WARRANTIES To the extent consistent with applicable law LEBANON SEABOARD CORPORATION [COMPANY NAME] MAKES NO OTHER WARRANTIES EXPRESS OR IMPLIED OF MERCHANTABILITY OR OF FITNESS FOR A PARTICULAR PURPOSE OR OTHERWISE THAT EXTEND BEYOND THE STATEMENTS MADE ON THIS LABEL No agent of Lebanon Seaboard Corporation [Company Name] is authorized to make any warranties beyond those contained herein or to modify the warranties contained herein To the extent consistent with applicable law Lebanon Seaboard Corporation [Company Name] DISCLAIMS ANY LIABILITY WHATSOEVER FOR SPECIAL INCIDENTAL OR CONSEQUENTIAL DAMAGES

RESULTING FROM THE USE OR HANDLING OF THIS PRODUCT

LIMITATIONS OF LIABILITY To the extent consistent with applicable law THE EXCLUSIVE REMEDY OF THE USER OR BUYER FOR ANY AND ALL LOSSES INJURIES OR DAMAGES RESULTING FROM THE USE OR HANDLING OF THIS PRODUCT WHETHER IN CONTRACT WARRANTY TORT NEGLIGENCE STRICT LIABILITY OR OTHERWISE SHALL NOT EXCEED THE PURCHASE PRICE PAID OR AT LEBANON SEABOARD CORPORATION S [Company s Name] ELECTION THE REPLACEMENT OF PRODUCT

- 63 No roots no weeds* no weeding
- 64 Prevents weeds* from germinating
- 65 Blocks weeds* for (4)(four) months guaranteed
- 66 Stops weeds* before they grow
- 67 Prevents weeds* for (4)(four) months
- 68 [Product name] with weed barrier technology
- 69 [Product name] with weed growth inhibitor
- 70 [Product name] with weed defense technology
- 71 [Product name] with seed block technology
- 72 Prevents weeds* around your flowers trees and shrubs (for up to) (4)(four) months (guaranteed)

Place holder pictogram (example) of flowers with mulch



73

74 GREENSMART ENHANCED EFFICIENCY FERTILIZER FOR A GREEN LAWN and Design is a registered trademark of Lebanon Seaboard Corporation

*See Use Directions for complete list of treated weeds



75

76 [Blocks weed seeds (from germinating)(for [3])[months]
 77 [Stop(s) weeds* before they start(')]
 78 [Blocks (weed) seed germination]



79



80



81
 82 [Guaranteed]['] (to be used with icon above)
 83 [[Reapply] every 3 months)]
 84 [3 month(s) [weed*] prevention [guaranteed] [']]



85
 86 [Guaranteed]['] (to be used with icon above)
 87 [[Reapply] every 4 months]
 88 [4 month(s) [weed] prevention [guaranteed][']]



89
 90 [Guaranteed]['] (to be used with icon above)
 91 [[Reapply] every 3 months]
 92 [3 month(s) [weed*] prevention [guaranteed] ['']]



93
 94 [Guaranteed]['] (to be used with icon above)
 95 [[Reapply] every 4 months]
 96 [4 month(s) [weed] prevention [guaranteed] ['']]



97
 98 [[Blocks][Prevents] weeds* for 3 months [guaranteed] ['']
 99 [[Reapply] every 3 months]
 100 [3 month(s) [weed*] prevention [guaranteed] ['']]





101
 102 [[Blocks] [Prevents] weeds for 4 months (guaranteed)('')]
 103 [[Reapply] every 4 months]
 104 [4 month(s) [weed] prevention [guaranteed] ['']]
 105



106
 107 [Won t harm listed (grasses) (flowers) (trees) (&/and) (shrubs)]
 108 [Use around listed flowers trees and [&] shrubs]



- 109
110 [Won't harm listed (grasses) (flowers) (trees) (&/and) (shrubs)]



- 111
112 [3 month prevention [guaranteed]]
113 [4 month prevention [guaranteed]]
114 [Apply any [growing] season]
115 [Apply throughout the growing season]
116 [Apply spring summer or fall]



- 117



- 118
 119 [Use around listed flowers trees and [&] shrubs]
 120 [Won t harm listed (grasses) (flowers) (trees) (&/and) (shrubs) ['']]

Claims regarding Weed Control Properties

- 1 4 Month [16 week] weed* control
- 2 Controls new weeds* for [up to] 4 months [16 weeks]
- 3 Controls over 40 weed*s for 4 months [16 weeks] (Note 40 listed weeds)
- 4 Dimension® is a registered trademark of Dow AgroSciences LLC
- 5 Effective weed* control – prevents weeds all season long
- 6 Prevents crabgrass all season
- 7 Stops [crabgrass] [annual bluegrass] [chickweed] [henbit] (select any listed weed)
- 8 Stops crabgrass before it starts
- 9 Stops Crabgrass Goosegrass Chickweed Oxalis And Many Other Broadleaf and Grass Weeds Before They Emerge and Invade the Turf
- 10 Weed images [annual bluegrass chickweed crabgrass henbit] (select any listed weed)
- 11 4 month weed* preventer
- 12 A preemergence herbicide for control of listed broadleaf weeds and annual grasses in
 - Container grown ornamentals
 - Ground covers/perennials
 - Landscape ornamentals
 - Non bearing fruit and nut trees***
 - Non bearing Ornamental fruit and nut trees***
- 13 [Stops] [Prevents] [Blocks] crabgrass for 4 months'
- 14 4 Month Weed* [Barrier] [Control]
- 15 A Work – Saver Product For The Joy Of Weed Free* Gardens
- 16 Can be applied up to 4 weeks later than other crabgrass products
- 17 Complete crabgrass control
- 18 Controls tough grasses and weeds* [for example or i e (select any listed weeds)] [even (select any listed weeds)]
- 19 Creates a barrier against crabgrass
- 20 Effective Weed* Control – Prevents weeds during growing season – eliminates the need for hand weeding
- 21 Eliminate [time consuming] hand weeding
- 22 Eliminates crabgrass
- 23 Kills [young] crabgrass [up to 4 weeks after germination]
- 24 Kills young crabgrass [in early stages of growth]

- 25 Longer application window
- 26 No More Crabgrass!
- 27 One application [prevents weeds*] [controls crabgrass] [for 4) months]
- 28 Prevents 40+ [common] weeds* [from germinating] [for 4 months]
- 29 Prevents [40] [+] [tough] [common] [lawn] weeds*
- 30 Prevents [new] weeds* for [up to] 4 Months [guaranteed]
- 31 Prevents [tough] [southern] weeds* including (select weeds from list) [and other common weeds*]
- 32 Prevents [(select any listed weeds)] and many other weeds*
- 33 Prevents [(select any listed weeds)] and other common weeds*
- 34 Prevents [both] grasses and broadleaf weeds* [with one application] [before they get started]
- 35 Prevents crabgrass and [40][+] common lawn weeds* [for up to 4 months]
- 36 Prevents crabgrass and grassy weeds*
- 37 Prevents new weeds* for [up to] [4months]
- 38 Prevents the toughest[southern] weeds *
- 39 Prevents tough southern weeds like [(select any listed weeds)]
- 40 Prevents weeds* [up to] [for] [16weeks] [4months]
- 41 Prevents Weeds* in Ornamental beds and around Bulbs Flowers Roses Herbs Ground Covers Ornamental Grasses Shrubs & Trees
- 42 Provides [up to] 4 months weed* control
- 43 Season long weed* preventer
- 44 Shake on Mulch Every 4 Months [with placeholder pictogram Shaker and product]
- 45 Southern [Garden] Weed Preventer*
- 46 Sprinkle around listed flowers trees shrubs [every 4 months]
- 47 Sprinkle once to prevent weeds* [for] [up to] [4 months]
- 48 Stop weeds* before they start around flowers trees shrubs
- 49 Stop Weeds* Before They Start['] [™]
- 50 Stops [new] Weeds* for [up to] 4 Months [guaranteed]
- 51 Stops [new] weeds * [guaranteed]
- 52 Stops crabgrass '
- 53 Stops crabgrass [growth] [and 40 common weeds*]
- 54 Stops weeds* before they start
- 55 The Flower and Garden Weed Preventer*
- 56 This WORK SAVER product prevents weeds* in one [easy] application
- 57 Use for a beautiful weed free landscape
- 58 Weed images (select any from list)
- 59 Weed fighting formula
- 60 Won t harm listed (grasses) (flowers) (trees) (&/and) (shrubs)
- 61 [In addition to crabgrass kills over 30 broadleaf weeds and grasses and suppresses 8 more!]
- 62 [Controls CRABGRASS before it emerges and kills over 30 broadleaf weeds and grasses!]
- 63 [Kills [over 30] [33] broadleaf weeds and grasses and suppresses 8 more!]
- 64 Preventive weed control treatment – apply before weeds* germinate
- 66 Controls [Prevents] crabgrass and over [XX] other grass and broadleaf weeds* prior to

germination

- 67 Suppresses additional [XX] weeds and grasses as listed
- 65 Controls crabgrass in early stages of development
- 66 Prevent crabgrass before it germinates
- 67 Kills crabgrass up to [4] weeks after germination
- 68 Prevents crabgrass and destroys it up to 4 weeks after germination
- 69 Kills seedling crabgrass up to [4] weeks after [it emerges] [emerging]
- 70 Provides pre and post emergent control of crabgrass and control or suppression of over [XX] additional weeds as listed when applied prior to their germination
- 80 Product must be applied as a preventative treatment prior to weed germination Only crabgrass will be controlled with applications made up to 4 weeks after germination
- 81 Can be applied up to 4 weeks after most other crabgrass preventers¹
- 82 Effective in killing crabgrass up to 4 weeks after seedlings emerge
- 83 Will control or suppress up to [XX] other listed grass and broadleaf weeds as listed
- 84 Controls or suppresses up to [XX] other listed grass and broadleaf weeds when applied prior to germination

*See Use Directions for complete list of treated weeds

** See Use Directions for complete list of acceptable ornamentals

*** Do not use on food producing trees and ornamentals

Claims regarding Combination Weed Control and Fertilizer

- 1 Kills Weeds* While Feeding Your Lawn
- 2 Prevents weeds* [and fertilizes the lawn]
- 3 Prevents weeds* and feeds your lawn [turf] [for 4 months] [for up to 4 months] [for 16 weeks] [for up to 16 weeks]
- 4 Stops weeds* and feeds your lawn [turf] [for 4 months] [for up to 4 months] [for 16 weeks] [for up to 16 weeks]
- 5 [2 in 1] [Southern] Weed* Preventer Plus Plant Food
- 6 [Control] [prevents] crabgrass & fertilizes
- 7 4 Month Weed* [Control] [Preventer] with Plant Food
- 8 Blocks Crabgrass & Feeds [for 3 months]
- 9 Complete Crabgrass Control with fertilizer
- 10 Lawn Nutrients and Weed* Control in one convenient formula¹
- 11 More Blooms Fewer Weeds* [for 4 months]
- 12 One application prevents weeds* and fertilizes
- 13 Prevents weed*s and feeds plants
- 14 Prevents crabgrass thickens lawns
- 15 Prevents crabgrass and feeds 4 months
- 16 Prevents Weeds* & Fertilizes in Ornamental beds and around Bulbs Flowers Roses Herbs Ground Covers Ornamental Grasses Shrubs Trees & Vegetables
- 17 Prevents weeds* and feeds for 4 months
- 18 Prevents weeds* and feeds plants
- 19 Prevents weeds* and feeds plants up to 4 months
- 20 Prevents weed*s up to 4 months and feeds plants
- 21 Season long weed preventer* and fertilizer

- 22 Stops crabgrass growth Builds thicker greener lawns
- 23 Stops Weeds* and feeds plants'
- 24 Stops Weeds* Feeds Plants [for Southern Gardens]
- 25 The Flower and Garden Weed Preventer Plus Fertilizer [Plant Food]
- 26 This WORK SAVER product prevents weeds* plus fertilizes in one [easy] application
- 27 Total Season Crabgrass Control [plus fertilizer]

*See use directions for complete list of treated weeds

Claims regarding Fertilizer Properties

- 1 [TURF Fertilizer Plus Dimension® Weed Control] – All the fertilizer nutrients your lawn [turf] needs for spring
- 2 [TURF Fertilizer Plus Dimension® Weed Control] – Providing the Nutrients Needed for Beautiful Lawn [and Ornamentals]
- 3 Builds strong deep roots for a thick green lawn [turf]
- 4 Fertilizes to provide rich color [and vigorous growth]
- 5 Improves soil fertility
- 6 Larger Roots / Greener Lawn
- 7 No phosphate [helps protect our waterways] (for use when fertilizer analysis has 0 phosphate)
- 8 Promotes rapid root growth
- 9 Promotes root growth for a thicker greener lawn [turf]
- 10 Protects & [and] strengthens for a better spring lawn [turf]
- 11 Provides your soil with nutrients
- 12 Restores nutrients to your soil
- 13 Restores nutrients to your soil for a quick spring green up [green up]
- 14 Zero phosphate [helps protect our waterways] (for use when fertilizer analysis has 0 phosphate)
- 15 [feeds] [provides] for quick spring greening of lawn [grass][turf]
- 16 [Feeds] for a [quick] [early] spring green up of lawn [grass][turf]
- 17 [for] [Builds] [a] thicker [stronger] greener lawn [grass] [turf]
- 18 [phosphorus] [phosphate] free [Allowed only when zero phosphate indicated]



In comparison to
Other Fertilizer Products

19



20 (Symbol for heat/drought resistance)



- 21 (Symbol for stronger roots)
- 22 [xx%] readily available nitrogen
- 23 Beneficial High Quality Fertilizer – For abundant blooms increased yields strong root development and improved plant vigor
- 24 Builds [strong] deep roots [to retain water] [to protect from drought and heat] [to endure heat drought] [for better heat and drought tolerance]
- 25 Builds stronger roots [for maximum drought resistance] [for maximum greening of lawn [grass][turf] [for maximum water absorption]
- 26 Deeper roots better retain water to protect from heat and drought
- 27 Deeper stronger roots means less watering needed
- 28 Feeds [plants] for more blooms'
- 29 Feeds for [bigger] more colorful plants
- 30 Fertilizes [Feeds] your plants
- 31 Great results first season of use –guaranteed
- 32 Grow a thicker greener lawn with less water
- 33 Helps plants retain water to protect against heat and drought
- 34 Improves water absorption [in turf grasses]
- 35 Less watering [drought resistant] due to [stronger] [deeper] roots
- 36 No burning when used as directed
- 37 Promotes [more] [colorful] blooms
- 38 Replenishes soil nutrients [for a thicker greener lawn]
- 39 Restores nutrients [to your soil] for a quick spring green up of lawn [grass][turf]
- 40 Strengthens plants against heat and drought
- 41 Strong[er] roots [can] [will] absorb [more] water [better] [with less effort]
- 42 There s no chance of overfeeding or burning your plants when used as directed
- 43 This product contains a [fertilizer] [plant food] consisting of nitrogen phosphorus and potassium to keep your plants growing strong
- 44 With Brilliant Blooms [Plant Food]
- 45 Won t burn your plants

Claims regarding Slow Release Fertilizer Properties

- 1 [TURF Fertilizer Plus Dimension® Weed Control or This product] feeds and greens with [slow release] fertilizer [for up to [2] [3] months] [for up to [8] [9] [10] [11] (12) weeks]
- 2 Feeds [greens] [strengthens] [thickens] your lawn for up to ((2)(3) months) [[8] [9] [10] [11] (12) weeks]
- 3 Feeds your lawn [turf] up to ([8] [9] [10] [11] [12] weeks) ([2] [3] months)
- 4 Greens up to ((2) (3) months) [8] [9] [10] [11] [12] weeks]
- 5 MESA® is a registered trademark of Lebanon Seaboard Corporation
- 6 Patented controlled release nitrogen for continuous feeding
- 7 Quick and continuous greening for up to ((2) (3) months) [8] [9] [10] [11] [12] weeks]
- 8

XX	XX	XX
Nitrogen (N)	Phosphorous	Potassium (K)

	(P)	
Contains Timed Release Nitrogen for growing a thick green lawn [Stimulates growth and encourages a thick green lawn]	Improves Root [Improves root growth and Plant Storage Capacity]	Improves Plant Hardiness & Drought Resistance

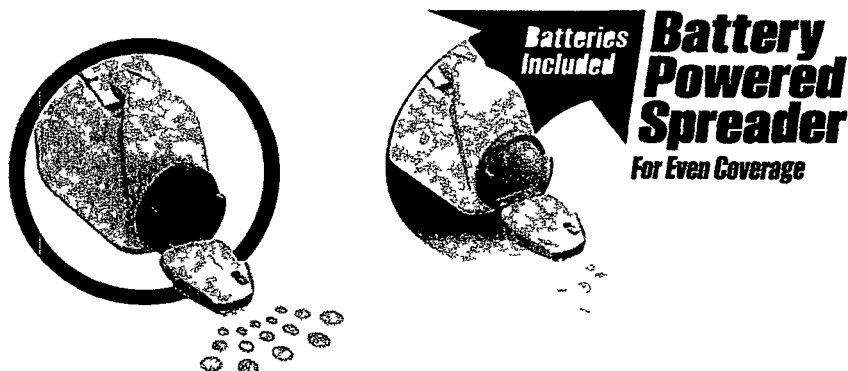
- 9 **12** (Number symbol as shown in circle – number will range from 1 to 12 weeks/months)
- 10 [1 to 12] Feeds your lawn up to [X] [weeks] [months]
- 11 [Controlled] [Slow] Release feeding up to [X] weeks
- 12 [Controlled] [Slow] Release Plant Food
- 13 [METH EX®] [MESA®] Provides slow continuous feeding for up to ([8] [9] [10] [11] [12] weeks) ([2] [3] months) Initially some nitrogen is released by water to provide early spring green up of lawn [grass][turf] As soil temperatures warm nitrogen is gradually released through microbial action that minimizes surge growth
- 14 [with] [Continuous Release] Plant Food
- 15 [xx%] slowly available nitrogen
- 16 Change to a more efficient top performing fertilizer
- 17 Continuous feeding [for] [up to] [(X weeks) (X months)]
- 18 Extended Feeding Plant Food
- 19 Extended time release feeding of nitrogen lasts into the summer
- 20 Featuring both immediate release and controlled release nutrients
- 21 Featuring MESA® Slow Release Nitrogen
- 22 Feeds [for] [up to] [X months] [X weeks]'
- 23 Feeds [lawns] for ([8] [9] [10] [11] [12] weeks) ([2] [3] months) '
- 24 Feeds [plants] [for] [up to] [X months]'
- 25 Feeds [your] [the] lawn for [(2) (3) months] ([8] [9] [10] [11] [12] weeks)
- 26 Fertilize once for whole growing season
- 27 Get spectacular results with an enhanced efficiency fertilizer
- 28 METH EX® is a registered trademark of Lebanon Seaboard Corporation
- 29 No flush growth response after application means less clippings
- 30 One easy application feeds your plants [for (2) (3) months] (for [8] [9] [10] [11] [12] weeks) to promote beautiful color blooms foliage and strong root growth
- 31 Slow release nitrogen helps prevent leaching into area water systems when applied as directed
- 32 What is Slow Release Nitrogen?
- 33 with [Controlled] [Slow] Release Plant Food

- 34 MESA® proprietary slow release nitrogen builds strong roots to provide controlled steady nutrition for your lawn
- 35 MESA® is a proprietary patented slow release nitrogen source
- 36 Contains MESA® controlled release nitrogen
- 37 New Jersey slow release nitrogen compliant
- 38 Slow release nitrogen content compliant in [state state state]
- 39 Provides the [lawn] [turf] controlled steady nutrition
- 40 Consistent greening with no excess growth and less mowing'
- 41 Provides lush green lawn with no excess growth
- 42 No surge growth
- 43 Less mowing because greening is more consistent
- 44 In [NJ] [states listing variable]

Claims regarding POWER Applicator Cap

- 1 [1] [2] [AA] [AAA] Batteries [included]
- 2 Includes [1] [2] [AA] [AAA] Batteries
- 3 [Dispenses] [Flows] [Spreads] evenly [less work]
- 4 Motorized'
- 5 Easy to use [applicator] [Spreader]
- 6 [Dispenses] [Flows] [Spreads] [Covers] [evenly] [less work] [easily] [Dispenses] [Releases] [Applies] [granules] [products] evenly
- 7 [For] [Provides] [allows for] [even] [precise] [coverage] [application]
- 8 [Easy] [EZ] [Flow] [Even Flow] [MaxControl] [Battery Powered] [Automatic] [Auto] [Shaker] [Power] [Applicator] [Spreader] [Dispenser]
- 9 [Reusable] [Built in] (Battery Powered) [Motorized] [Power] [Spreader] [Dispenser] [Dispensing] [Cap] [Spout] [Applicator][Included]
- 10 Fast [and &] [Easy] shake free [dispensing][applicator][dispenser] [spreader] [just hold and go]
- 11 [Just] hold and go'
- 12 [Require] [1] [2] [AA] [AAA] Batteries [(included]
- 13 [XX]% more [product] [coverage]
- 14 [Applicator] [Scoop] Included [pictogram placeholder for applicator]
- 15 Automatic motor shut off when lid is closed
- 16 Bonus size [XX]% more [product] [coverage]
- 17 Bonus size'
- 18 Bonus size [covers xx sq ft)
- 19 Image of cap with product dispensing

41/65



- 20
- 21 [[Battery Powered] [Cap] [Spreader] [Applicator] [for even coverage] [batteries included]]
- 22 [[Easy to use] battery [operated] [powered] [applicator]]
- 23 Battery Powered [cap] [for even coverage]
- 24 Special Value['] [Bonus Value] [']
- 25 Easy to Apply – Just shake on
- 26 [Easy to Apply] No Shaking'
- 27 Easy (to) open] [resealable] bag
- 28 EASY TO USE APPLICATOR [Insert image]
- 29 [For] [Provides] [uniform] [even] [accurate] coverage
- 30 [Allows for] [Provides] more precise application
- 31 Follow manufacturer s directions for battery disposal
- 32 For [an] [even] [uniform] even flow [and more precise application]
- 33 Just Flip Open & Hold
- 34 [Just] flip open and go
- 35 Lift here to open [pictogram of an arrow]
- 36 (Peel here)
- 37 No shaking'
- 38 Press to reseal
- 39 Ready To Use Granules with Built In [Shaker] Applicator [for rigid plastic containers]
- 40 Reusable [battery powered] [power] [applicator] [fits all Preen bottles]
- 41 Reusable Container
- 42 Releases [distributes] product evenly [for uniform coverage] [for best results]
- 43 Saves time
- 44 Shake on Mulch Every 4 Months [with placeholder pictogram Shaker [applicator] and product]
- 45 Applies [granules] xx times as fast as shaking'
- 46 Value Pack [']
- 47 Includes [Preen] [Battery Powered] [Spreader] [Dispenser] [Dispensing] [Applicator][Cap] [Spout] and [1] [2] [specify weight] refill bag[s] [pictogram]
- 48 [Specify weight] Refill [size] [bag]
- 49 Apply on mulch every [3] [4] months (with pictogram or image of product)
- 50 Simply press to close

- 51 Special [bonus] value'
- 52 When storing container at end of season remove batteries [to prevent leakage]
- 53 Dispose of batteries as per manufacture s direction
- 54 To replace batteries open battery door [loosen and remove screws in underside of cap to reveal battery housing]
- 55 Applicator instructions [Getting Started] [First time use]
 [Note to reviewer #56 #57 and #58 are optional directions to replace #55 The bracketed numbers and letters below are optional and bullets can be used]


- [1] Unscrew [applicator] cap [pictogram or image]
- [2] Remove seal from top of bottle [container] [pictogram icon or image]
- [3] Remove tab to activate batteries [pictogram icon or image]
- [4] Replace [applicator] cap [pictogram icon or image]
- [5][Flip (insert color) top up [pictogram icon or image]
- [6] [Tilt away from face before turning on]
- [7] To begin spreading tilt bottle [container] [toward ground] and turn [flip] [select color] power [button] [switch] to on position [Pictogram icon or image]
- [8] Apply as directed
- [9] Simply press to close
- [Optional steps 5 and 6 may replace steps 5 7]
- [5] To begin spreading open top turn on power [button] [switch] and tilt bottle [Pictogram icon or image]
- [6] Apply as directed

- 56 [Getting Started] [Applicator Instructions] [Spreader Instructions]
- (a) Unscrew [applicator] cap and remove seal from top of bottle replace cap
 - b) [Flip open top) [and](open) [remove](battery cover and) pull [vinyl] tab to activate batteries] [we d like this direction b e and f to be optional]
 - (c) To begin spreading [flip open] [top] [and] turn on [color] power switch
 - (d) Tilt bottle [at 45 degree angle] toward ground and [hold steady as you] apply [as directed] [pictogram or image]
 - (e)[If motor (gets clogged) [stops][stops working] turn power switch [to] off [position] and manually rotate the [color](dial) [disc] on top of (the) (cap) [lid] [spout cap] to dislodge (granules) [product] Turn power back on to resume application)
 - (f)[(Simply] Press to close (motor automatically shuts off when lid is closed))
- 57 [Getting Started] [Applicator Instructions] [Spreader Instructions]
- (a) Unscrew cap Remove seal from top of bottle Replace cap
 - (b) (Pull tab to activate batteries) direction b is optional here
 - (c) To begin spreading (flip) open top turn on power switch and tilt bottle (toward ground)
 - (d) Apply as directed
 - (e) (If motor (gets clogged) [stops][stops working] turn power switch [to] off [position] and manually rotate the [color](dial) [disc] on top of (the) (cap) [lid] [spout cap] to dislodge (granules) [product] Turn power back on to resume application) [direction E is optional here]
 - (f) (Simply) press to close) [direction F is optional here]
- 58 [Tips for Use] [Getting Started] [Instructions]

- [a] [Unscrew [applicator] cap] [and] [remove protective seal from] (cap) [top of bottle] [top of container] [Note to the reviewer this step is optional]
- [b] [Open battery door and] remove tab to activate batteries [Note to the reviewer this step is optional]
- [c] Turn power switch on while [bottle] [container] [spreader] is in an upright position [and] [then] tilt [bottle] [container] [spreader] toward ground [at a 45 degree angle]
- [d] Adjust the angle of the [bottle] [container] [spreader] to control the flow
- [e] When finished turn power off while [bottle] [container] [spreader] is still pointed downward [Note to the reviewer this step is optional]
- [f] Hold [bottle] [container] [spreader] steady [and apply as directed] [and apply in an even back and forth motion] [Note to the reviewer this step is optional]
- [g] If motor (gets clogged) (or) [stops] [stops working] turn power switch [to]off [position]and manually rotate [the] [color] (dial) [disc] on top of(the)[cap] (lid) [spout cap] [counterclockwise] [clockwise] [in direction of arrow] to dislodge(granules) [product] [Turn power back on to resume application] [Note to the reviewer this step is optional]
- [h] Pictogram of proper use of spreader [Note to the reviewer this step and pictogram are optional]
- [i] Use protective eyewear when using battery powered cap [Note to the reviewer this step is optional]
- 59 Up to [X minutes] of continuous spreading
- 60 For maximum control
- 61 For [greater] [more accurate] coverage [accuracy]
- 62 Battery [shelf] life [up to X hours] [up to X years]
- 63 Battery lasts x hours
- 64 Visit www.preen.com for gardening [and weed prevention] tips [and] [valuable offers] [and more information on Preen products]
- 65 Instant Savings!
- 66 [\$1 50] [\$2 00] [\$2 50] [\$3 00] [\$4 00] [\$5 00] off [regular price] [visit [www Preen.com](http://www.Preen.com) for details] [see store associate for details]
- 67 [\$1 50] [\$2 00] [\$2 50] [\$3 00] [\$4 00] [\$5 00] off a future [Preen] purchase [of select Preen Products] [Visit [www Preen.com](http://www.Preen.com) for details] [see store associate for details]
- 68 [\$1 50] [\$2 00] [\$2 50] [\$3 00] [\$4 00] [\$5 00] rebate [Visit [www Preen.com](http://www.Preen.com) for details] [see store associate for details]
- 69 [\$1 \$10] Rebate (-) Visit [[www Preen.com](http://www.Preen.com) or Preen.com] for offer details [& complete terms & conditions] [Expires [place holder for DATE]] [Limit 1 request per household] [Void where prohibited]

Claims regarding GreenSmart Fertilizer Properties

- 1 GreenSmart Enhanced Efficiency Fertilizer for a Green Lawn
- 2 [contains] [with] GreenSmart
- 3 GreenSmart
- 4 GreenSmart (logos)



45/65



- 5 GreenSmart and design is a trademark of Lebanon Seaboard Corporation
- 6 20% less nutrients required for the same great lawn [turf] results [with GreenSmart Enhanced Efficiency Fertilizer]
- 7 Enables lawns [turf] to use nutrients more efficiently
- 8 Enhanced Efficiency Fertilizer
- 9 Enhances nutrient absorption
- 10 Enriches soil to promote a vibrant hardy lawn [turf]
- 11 GreenSmart enhances poor soil creating an environment in which lawns [turf] can thrive GreenSmart produces thick green lawns [turf]
- 12 GreenSmart nourished lawns [turf] are more robust because their root systems are larger deeper and better developed Vigorous roots mean[s] the lawn [turf] is hardier and better able to tolerate the stress that comes with heat and drought
- 13 GreenSmart produces thick green lawns [turf]
- 14 Helps lawns [turf] retain water to protect against heat & [and] drought
- 15 Helps unlock nutrients already in the soil
- 16 Improved Nitrogen Efficiency Reduces Leaching
- 17 [GreenSmart Enhanced Efficiency Fertilizer] Improved nutrient release and absorption into the lawn [turf] allows 20% less nutrients to be applied while still providing [a] quality lawn [turf]
- 18 Improves drought resistance
- 19 Improves lawn s [turf's] ability to absorb water & [and] nutrients
- 20 Increase nutrient up take in grass [lawns] [turf] up to 20% [with GreenSmart Enhanced Efficiency Fertilizer]
- 21 Lawn[s] [turf] [and plants] nourished with [company name s] GreenSmart are [is] able to tolerate the stress from heat and drought GreenSmart produces large deep and well developed root systems that can retain water This enables lawns [turf] [and plants] to withstand stressful conditions
- 22 Less watering needed
- 23 Less watering needed drought resistant [lawn] [turf]
- 24 Makes it easier for lawns [turf] to absorb soil nutrients
- 25 N P K with GreenSmart [Enhanced Efficiency Fertilizer for a Green Lawn]
- 26 Plants [lawns] [turf] use[s] nitrogen more efficiently so you need less
- 27 Poor soil may have fewer of the nutrients needed to promote a vigorous lawn [turf] GreenSmart works by enriching your soil with nutrients GreenSmart revitalizes the soil which aids in the development of a larger deeper and better root system The enhanced habitat is proven to produce a green thick vigorous lawn [turf] and reduces the need for watering
- 28 Promotes rapid root growth [for a thick green] [lawn] [turf]
- 29 Recharges your soil with nutrients'
- 30 Reduces plant [lawn] [turf] stress related to drought
- 31 Reduces stress on lawns [turf] protects from drought & heat
- 32 Speeds root growth to improve nutrient absorption
- 33 Unlocks the nutrients in soil enhancing nutrient absorption so you can grow a thicker greener lawn [turf] with less water
- 34 Unlocks the nutrients in your soil
- 35 A high quality product made with GreenSmart

- 36 Because your grass is better able to absorb and use the nutrients and moisture provided by the surrounding soil less fertilizer ingredients are needed
- 37 Better lawn nutrition [means] [results in] stronger heartier grass
- 38 Boosted root development helps retain water to protect against heat and drought so less watering is needed
- 39 Enriches soil nourishing [lawn][plants] to become stronger and more able to withstand stresses like drought — so you can water less
- 40 Fertilizers with GreenSmart represent a new class of lawn care treatment options
- 41 For the results you want – for the neighborhood you can be proud of
- 42 Good nutrition is an essential part of being personally fit and a big part of a quality lawn too
- 43 GreenSmart – Proven performance
- 44 GreenSmart [provides] [adds] nutrients where they are needed most stimulating root growth and improving the efficiency of the lawn's natural root system
- 45 GreenSmart enhances soil habitat to improve nutrient absorption Better plant nutrition means stronger heartier plants
- 46 GreenSmart helps build strong plants that need less watering because stronger flourishing lawns are more able to withstand heat and drought
- 47 GreenSmart helps reduce lawn stress due to heat and drought
- 48 GreenSmart helps revitalize soil making more [conventionally] [commonly] [normally] occurring nutrients available
- 49 GreenSmart introduces beneficial nutrients that promote stress resistance in [plants] [lawns]
- 50 GreenSmart is an exclusive nutrient rich formula that promotes plant quality
- 51 GreenSmart is rich in essential nutrients [plants] [lawns] need
- 52 GreenSmart is rich in essential soil nutrients plants need for optimal plant quality
- 53 GreenSmart promotes a lawn that's heartier and better able to sustain itself
- 54 GreenSmart promotes better water retention to protect against heat and drought
- 55 GreenSmart provides lawns [turf] with nutritional support to help promote and maintain overall plant vigor resulting in a beautiful green lawn
- 56 GreenSmart provides nutritive benefits to the [lawn] [plants] [turf] to enhance nutrient reception
- 57 GreenSmart Look for it in quality lawn and garden products
- 58 GreenSmart's nutrients stimulate soil habitat efficiency and promote development of deeper roots for a lawn that needs less watering and produces grass that's hearty and drought resistant
- 59 Improves water conservation by building strong roots and more stress tolerant plants
- 60 More efficient nutrient delivery providing similar results with less nitrogen than traditional fertilizers
- 61 More efficient nutrient delivery requires less nitrogen inputs
- 62 Now with [GreenSmart logo]
- 63 Provides similar greening results with up to [20%] [30%] less nitrogen than traditional fertilizers
- 64 Reduces need for watering by increasing tolerance to drought and heat
- 65 Revitalizes soil habitat to grow stronger heartier plants
- 66 Take pride in your lush green lawn – and pride in your neighborhood
- 67 When it comes to growing a green lawn GreenSmart is downright brilliant!

68 www.greensmart.com

69 You can feel good about the beautiful green lawn results — and the positive impact on your neighborhood

(Killing vs Prevention)

- 1 [Killing weeds vs weed prevention]
- 2 [Killing weeds vs preventing weeds]

(Killing) (Weeds)

- 1 Requires pulling or spraying and eliminates weeds already above ground
- 2 Killing eliminates weeds already above ground
- 3 Pulling or spraying eliminates weeds already above ground
- 4 To kill the weed you must remove plant roots and all
- 5 To eliminate (the) (each) weed you must remove roots and all
- 6 (Ongoing) (Constant) weed growth requires continuous weeding by hand
- 7 (Ongoing) (Constant) weed growth requires [regular] [continuous] weeding by hand
- 8 Continual weed growth requires [regular] weeding by hand
- 9 Steady weed growth requires [regular] [continuous] weeding by hand
- 10 Consistent weed growth requires [regular] [continuous] weeding by hand
- 11 Persistent weed growth requires [regular] [continuous] weeding by hand
- 12 (Ongoing) (Constant) weed growth requires continuous weeding by hand (or) [and] use of (chemicals)(weed killer sprays)
- 13 Seasonal weed growth requires continuous weeding by hand
- 14 Seasonal weed growth requires [regular] [continuous] weeding by hand
- 15 Seasonal weed growth requires continuous weeding by hand (or) [and] use of (chemicals)(weed killer sprays)
- 16 (Ongoing) (Constant) seasonal weed growth requires continuous weeding by hand
- 17 (Ongoing) (Constant) seasonal weed growth requires [regular] [continuous] weeding by hand
- 18 Fast growing seasonal weeds require [regular] [continuous] weeding by hand
- 19 (Ongoing) (Constant) seasonal weed growth requires continuous weeding by hand (or) [and] use of (chemicals)(weed killer sprays)
- 20 To eliminate (the) (each) weed you must remove (the) plant roots and all
- 21 To eliminate (the) (each) weed you must remove roots and all
- 22 To eliminate (the) (each) weed you must remove (its) roots
- 23 To kill (the) (each) weed you must remove (the) plant roots and all
- 24 To kill (the) (each) weed you must remove roots and all
- 25 To kill (the) (each) weed you must remove(its) roots
- 26 (Weed(s))
 - (Weed Roots)
 - (Broken stem)
 - (Soil)
 - ((constantly growing) Weed seeds)
- 27 [Pulling or spraying only eliminates weeds already above ground]

(3D Imagery Optional)



(2D imagery Optional)


**(Preventing) (Weeds)**

- 1 Preventing creates a (weed) barrier that (keeps)(prevents) (stops) weeds* from germinating
- 2 Preventing creates a (weed) barrier that (keeps)(prevents) (stops) weed* seeds from germinating
- 3 Preventing creates a (weed) barrier that (keeps)(prevents) (stops) weeds* when they are seeds
- 4 Preventing creates a protective barrier that (keeps)(prevents) (stops) weeds* from germinating
- 5 Preventing creates a protective barrier that (keeps)(prevents) (stops) weed* seeds from germinating
- 6 Preventing creates a protective barrier that (keeps)(prevents) (stops) weeds* when they are seeds
- 7 (Product name) creates a (weed) barrier that (keeps)(prevents) (stops) weeds* from germinating
- 8 (Product name) creates a (weed) barrier that (keeps)(prevents) (stops) weed* seeds from germinating
- 9 (Product name) creates a (weed) barrier that (keeps)(prevents) (stops) weeds* when they are seeds
- 10 (Product name) creates a protective barrier that (keeps)(prevents) (stops) weeds* from germinating
- 11 (Product name) creates a protective barrier that (keeps)(prevents) (stops) weed*seeds from germinating



- 12 (Product name) creates a protective barrier that (keeps)(prevents) (stops) weeds* when they are seeds
- 13 (Creating a) [Product name] (weed) barrier STOPS WEEDS* before they start!
- 14 ((Vibrant)(strong) (vivacious)(hardy) (robust)(sturdy)(vital)(flourishing)(lush) (resilient)(lasting)(stable)(staunch) (prospering)(garden) Plant(s))
(Mulch)
([Product name] Weed Barrier
(Weed(s)(seeds))
(Roots)
(Soil)
(Creates Weed Barrier)
(Stops weed(s)* (seeds) from growing)
((Stops weed(s)* (seeds) from germinating)
((Prevents weed(s)* (seeds) from germinating)
- 15 [Product name] Weed Barrier (prevents) (keeps)(stops) weeds* from germinating
- 16 [Product name] Weed Barrier (prevents) (keeps)(stops) weed* seeds from germinating
- 17 [Product name] Weed Barrier technology (prevents)(keeps)(stops) weeds* from germinating
- 18 [Product name] Weed Barrier technology (prevents)(keeps)(stops) weed* seeds from germinating
- 19 Prevent weeds* by (stopping) (halting) (controlling) their germination
- 20 Control weeds* by (stopping) (halting) (controlling) their germination
- 21 [Product name] allows established plants to (grow) (survive)(flourish)
- 22 [Product name] (weed) barrier prevents weeds*(for) (4) (four) (months)
- 23 [Product name] protective barrier prevents weeds* (for) (4) (four) (months)
- 24 [Product name] (weed) barrier blocks weeds(for) (4) (four) (months)
- 25 [Product name] protective barrier blocks weeds* (for) (4) (four) (months)
- 26 [Product name] (weed) barrier keeps weeds* under control for (4) (four) months
- 27 [Product name] protective barrier prevents weeds* from germinating (for) (4) (four) (months)
- 28 [Product name] protective barrier prevents weed* seeds from germinating (for) (4) (four) (months)
- 29 [Product name] barrier prevents weeds* from germinating (for) (4) (four) (months)
- 30 [Product name] weed barrier prevents weeds* from germinating (for) (4) (four) (months)
- 31 (Stop) (block) weeds* with [Product name] (weed) barrier (technology)
- 32 Weed* seeds are stopped by [Product name] (weed) barrier (technology)
- 33 [Preventing creates a weed barrier that stops weeds* from germinating]

*See Use Directions for complete list of treated weeds

(3D Imagery Optional)



(2D imagery Optional)



The Preen Routine

[Note to the reviewer that all these visuals below for the Preen Routine are to be optional]

(4) (Four) (easy) (simple) (steps to weed prevention)



(1) (One) Remove existing weeds



(2) (Two) Apply mulch




(3) (Three) Sprinkle[Product name]
(product)(granules) evenly




(4) (Four) Water ([Product
name](product) (granules]into soil

(Reapply [Product name] (product) every (4) (four) (months)
(Weeds grow throughout the season) It s never too late or too early to apply [Product name]
(during the growing season)

(Without Preen)
(Untreated)



(With Preen)
(Treated)



(Represents actual results)
(Actual results may vary by weather)

GreenView® Brand of Products Optional Marketing Claims

- 1 [GreenView®] [Company name] guarantees you will be satisfied with the performance of this product when used as directed. If you are not satisfied, return to a[n] [Company name] store with proof of purchase for a replacement product or full refund of the purchase price. Or you can mail proof of purchase to the address listed below for a full refund. [Company name and address]
- 2 [GreenView®] [Company name] guarantees you will be satisfied with the performance of this product when used as directed, or your money back. If not satisfied, describe the nature of your problem and simply send proof of purchase to [Lebanon Seaboard Corporation, 1600 East Cumberland Street, Lebanon, PA 17042] [Company name and address]
- 3 For more information on our complete line of [GreenView®] [Company Name] [Brand Name] Lawn and Garden Products, visit our website at [www.lebsea.com] [www.greenviewfertilizer.com] [www.xyz.com] [Insert product images]

GREENVIEW®

- 4 GreenView® (logo)
- 5 GreenView® is a registered trademark of Lebanon Seaboard Corporation
- 6 GreenView® yard wide guarantee [green leaf graphic] [GreenView® logo]
- 7 GreenView [Fairway Formula] fertilizers utilize a unique, slow release nitrogen source
- 8 GreenView® and METH EX® are registered trademarks of Lebanon Seaboard Corporation



- 9 [* See back panel for more details] as part of design only shown when used on label surfaces other than the back panel)

Preen® Brand of Products Optional Marketing Claims

- 1 To the extent consistent with applicable law, [Company name] guarantees you will be satisfied with the performance of this product when used as directed, or your money back. If not satisfied, describe the nature of your problem and send with proof of purchase to [Company name and address]

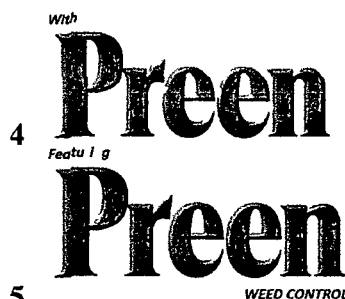
Preen

- 2 Preen® logo

With
Preen
WEED CONTROL

- 3

55/65



- 5
- 6 Preen® Guarantee
- 7 Preen® is a registered trademark of Lebanon Seaboard Corporation
- 8 [Visit] www.preen.com
- 9 Keep your lawn looking great all year [Early Spring] [Late Spring] [Fall] (show other Preen Lawn package images with product name)
- 10 Preen Weed Preventer & Plant Food
- 11 Preen works so you don t have to
- 12 Preen [weeds] [covers] more
- 13 Try [these] other Preen products!
 - Preen Lawn Stepsaver Weed Control Plus Fertilizer
 - Preen Weed & Grass Killer
 - Preen Mulch Plus
 - Preen [Garden] Weed Preventer Plus Plant Food
 - Preen Weed Preventer with Brilliant Blooms Fertilizer
 - Preen Landscape Weed Control Fabric
 - Preen Organic Vegetable Garden Weed Preventer

(Company Phone number)[1 800-233 1067]

ACE® Brand of Products Optional Marketing Claims

- 1 ACE® is a registered trademark of ACE Hardware Corp
- 2 Green Turf® is a registered trademark of [Company Name]
- 3 Made in the USA for ACE Hardware Corp Oak Brook Illinois 60523 USA
- 4 Questions or Comments Call 1 XXX XXX XXXX



- 5 Satisfaction Guaranteed ACE® Promise [circle graphic]
- 6 Telephone graphic
- 7 www.acehardware.com
- 8 The ACE® Promise If this ACE product when used for its intended purpose fails to give you complete satisfaction return the item to the ACE Hardware store where purchased for free replacement of the same or similar item

Sta Green® Brand of Products Optional Marketing Claims

- 1 Computer and phone graphics
- 2 If you use [TURF Fertilizer Plus Dimension® Weed Control] as directed and are not completely satisfied send proof of purchase from this package and the original cash register receipt to the address below We will refund the purchase price you paid
- 3 LOOK! For other quality Sta Green® lawn & garden products For more information visit us on our website at www.sta_green.com [www xyz com] or call our Consumer Service [Customer Service] Hotline [Number] at 1 xxx xxx xxxx
- 4 Money Back Guarantee [optional graphic]
- 5 Sta Green® is a registered trademark of [Company name]



- 6 Sta Green® logo
- 7 The Sta Green® Promise
- 8 Your satisfaction guaranteed or your money back!

Private Label Customer Brand of Products Optional Marketing Claims

- 1 [Company name] guarantees you will be satisfied with the performance of this product when used as directed or your money back If not satisfied describe the nature of your problem and send with proof of purchase to [Company name and address]
- 2 [Private label] is a registered trademark of [Company name]
- 3 [Private label] logo
- 4 Computer and phone graphics
- 5 If you use [TURF Fertilizer Plus Dimension® Weed Control] as directed and are not completely satisfied send proof of purchase from this package and the original cash register receipt to the address below We will refund the purchase price you paid
- 6 LOOK! For other quality [Private label] lawn & garden products For more information visit us on our website at [www xyz com] or call our Consumer Service [Customer Service] Hotline [Number] at 1 xxx xxx xxxx
- 7 Money Back Guarantee [optional graphic]
- 8 Your satisfaction guaranteed or your money back!

Agway Brand of Products Optional Marketing Claims





2



3

4 [Brand] is a [registered] trademark of [Company]

5 4 Stage Lawn Care Program

6 Agway Guarantees Satisfaction

7 Agway Stage 1 Crabgrass Control & Fertilizer

8 Greenlawn® Crabgrass Preventer With Lawn Food (Note alternate brand name)

9 Agway® and Greenlawn® are registered trademarks of Southern States Cooperative Inc

10 Agway® logo

11 Calendar Application Icon

12 Guaranteed Satisfaction logo/pictogram

13 If for any reason you are not fully satisfied with the performance of this product we want to know Just bring the item back to the store and we will exchange it or issue a refund

14 Manufactured for and distributed by Southern States Cooperative Inc 6606 West Broad Street Richmond VA 23230

15 To find an Agway store near you visit www.agway.com

16 If for any reason you are not fully satisfied with the performance of this product we want to know Just bring the item back to the store and we will exchange it or issue a refund

17 Agway® and Stage® are registered trademarks of Southern States Cooperative Inc

18 To find a store near you visit www.agway.com

19 For more information on spreader settings go to www.agway.com

20 For more information visit www.agway.com

21 NOTICE Buyer assumes all responsibility for safety and use not in accordance with directions

22 [Agway (Subregistrant)] 4 Stage Lawn Program makes it easier to have a lush green lawn Our 4 simple applications eliminate the guesswork and give you professional lawn care results Each stage combines just the right amount of fertilizer with the right amount of control and prevention Just match each stage to the correct season and you ll prevent crabgrass control weeds and insects and prepare your lawn for the winter It s what your lawn needs for strong growth

23 Guaranteed Satisfaction

24 (Subregistrant) Guarantees Satisfaction

25 4 Stage Lawn Care Program [Pictogram numbers 1 4] [pictogram for 4 Step Program]

- March 1 – April 30
- April 15 – June 15
- August 1 September 30

26 No crabgrass [Pictogram crabgrass circle with slash through it]

27 Stage 1 [Pictogram crabgrass with slash through it]

58/65

- 28 AGWAY S Greenlawn products are the quality choice in complete lawn care You determine your lawn needs and you ll find a Greenlawn product to help you Fertilizers lawn starters crabgrass prevention weed and insect control winterizers everything your lawn needs for a lush green lawn and year round protection Each one is easy to apply and guaranteed to produce quick long lasting results
- 29 Notice Read the entire label Use only according to label directions Before buying this product read the Warranty Section elsewhere on this label If terms are not acceptable return the unopened container at once
- 30 AGWAY Guarantees Satisfaction If for any reason you are not fully satisfied with the performance of this product we want to know Just bring the item back to the store and we will exchange it or issue a refund
- 31 For best results use an Agway spreader

Menards® Brand of Products Optional Marketing Claims

1

MENARDS®

2

MENARDS®

3

PREMIUM



4

5 FOREVERGREEN® Lawn Builder(R) Crabgrass Preventer With Lawn Food (Note Alternate Brand Name)



6



7

100% Satisfaction Guaranteed or Your Money Back



8

SLOW RELEASE NITROGEN FEEDS YOUR LAWN OVER (2) (3) (4) MONTHS!

9 4 STEP LAWN CARE PROGRAM

10 Crab Buster® is a registered trademark of Dow AgroSciences LLC

11 Distributed by Eau Claire Coop Oil Co P O Box 837 Eau Claire WI 54702

12 Features

- i Prevents crabgrass & fertilizes in one application
- ii [Crab Buster®] herbicide controls crabgrass and many other annual weedy grasses before they grow
- iii Gives a full feeding of fertilizer
- iv Slow Release Nitrogen thickens and provides a lush and deep green lawn
Feeds your lawn [over] [up to] [two][three] months!

13 Fertilize turf [lawn] to improve color density uniformity and resistance to traffic and disease

14 ForeverGreen® is a registered trademark of E C Grow Incorporated Corporation

15 If for any reason after using the Menards® Premium 4 Step Fertilizer Program you are dissatisfied with the results simply bring the label from a bag of Menards® Premium

Lawn Fertilizer and proof of purchase to the store this product was purchased from for a full refund

16 Lawn Bulder

17 Menards is a registered trademark of Menard Inc Corporation

Pike Nurseries® Brand of Products Optional Marketing Claims



1



2

3 PIKE NURSERIES is a registered trademark of Pike Nurseries Acquisition LLC

4 Pike Nurseries Corporate Office 2675 Breckinridge Blvd Suite 300 Duluth GA 30096

5 Satisfaction Guaranteed

6 SUPER PREMIUM

Armstrong Garden Centers Brand of Products Optional Marketing Claims

**Armstrong
Garden Centers**

1

2 Armstrong Garden Centers, Inc , 2200 E Route 66 Suite 200 Glendora CA 91740

Vigoro Brand of Products Optional Marketing Claims



1

2

3 Vigoro is a registered trademark of HOMER TLC INC CORPORATION

4 Vigoro is a ® sub brand of The Home Depot

5 THD corporate address is **The Home Depot** , 2455 Paces Ferry Road Atlanta Georgia 30339

6/1/65

Orchard Supply Brand of Products Optional Marketing Claims



1



2



3

- 4 Orchard Supply Hardware is a registered trademark of Orchard Supply Hardware LLC
5 Orchard Supply Hardware, 6450 Via Del Oro San Jose CA 95119 **Spreader Models**
for Spreader Setting Table

Wal-Mart Expert Gardener




- 1 Expert Gardener logo [logo shown above]
2 [Expert Gardener Guarantee][See Guarantee below]

Guarantee

When you choose Expert Gardener® products you can be assured of high quality and performance in your lawn and garden. If for any reason you are not completely satisfied with this product we will refund your money. Please mail your name address and proof of purchase (dated receipt and package UPC/barcode) to the address listed below. Also to ensure quality control please write us a brief note explaining your experience with our product and reason for seeking a refund.

- 3 Guaranteed and Distributed by [company name]



- 4 Consumer Helpline 1 866 369 2533



- 5 Information regarding the contents and levels of metals in this product is available on the internet at [website]
 6 Expert Gardener® is Marketed Exclusively by Wal Mart Stores Inc Bentonville AR 72716
 7 Expert Gardener ® is a [registered] trademark of [company name]
 9 Shop @ www.walmart.com

True Value



- 1
 2 Manufactured by [Company Name and address]
 3 GREENTHUMB® is a [registered] trademark of [company name]

Tractor Supply



- 1
 2 Manufactured by [Company name]
 3 Manufactured Exclusively for Tractor Supply Company®
 4 GroundWork™ is a trademark of Tractor Supply Company®

Wondergro



- 1
- 2 WONDERGRO® is a registered trademark of Lebanon Seaboard Corporation

SPREADER SETTINGS

Drop Spreaders	Calibration Settings at Specified Rate (lb/1000 sq ft)					
	1 5	2 1	2 3	2 7	3 1	6 0
Agri Fab	XX	XX	XX	XX	XX	XX
Agway						
Earthway						
Easy Green						
Ferti Lome						
Glorion						
Greenview® Spred III						
Greenview® Spred® XP1						
Greenview® Show N Tell						
Jonathan Green						
K Mart K Grow						
Lawnrafter 45 0311 3						
Ortho						
Precision						
Red Devil Drop						
Republic Drop						
Scotts AccuGreen® 1000						
Scotts AccuGreen® 2000						
Scotts AccuGreen® 3000						
Scotts Easy Gro						
Scotts PF 1						
Scotts PF 3						
Scotts Precision						
Sears Lawn Crafter						
SpredDevil						
Sta Green						
Statesman I						
Statesman II						
TrueServe Green Thumb						

64/65

7300 Vigoro						
Broadcast Spreaders						
Ace Rotary Agri Fab 45 0187 Agway Ames 24 626 Commercial Cyclone Model B1 80 Earthway EV N Spred 2600 Ferti Lome Franks Glorion Green Line Greenview® Jet Spred II Greenview® Jet Spred III Greenview® Jet Spred SS1 Jonathan Green Lawnrafter Ortho 545 EZGro Pennington 2050SU Precise Fit Precision Pro Precision Precision Pro Precision Products PrizeLAWN LiL FOOT (LF 1) Red Devil Republic 545 EZGro Republic EZ Broadcast 75450 Republic EZ Grow Republic Roto Jet Scotts Basic Scotts Deluxe™ EdgeGuard® Scotts EasyGreen Scotts EdgeGuard Scotts SpeedyGreen® 1000™ Scotts SpeedyGreen® 2000™	XX	XX	XX	XX	XX	XX

65/65

Scotts SpeedyGreen® 3000™ Scotts Standard Sears 671 19261 Sears Craftsman 24322 85lb Sta Green States an Pull ehind Stinger otary TrueServe Green Thumb 2 0 A Vigoro						
---	--	--	--	--	--	--