

961-415

11/14/2013

1/52



UNITED STATES ENVIRONMENTAL PROTECTION AGENCY  
WASHINGTON, D.C. 20460

OFFICE OF CHEMICAL SAFETY  
AND POLLUTION PREVENTION

NOV 14 2013

Jeanette Covert  
Lebanon Seaboard Corporation  
1600 East Cumberland Street  
Lebanon, PA 17042

Dear Ms. Covert:

SUBJECT: Label Amendment  
Turf Fertilizer Plus Trimec Ester Weed Control  
EPA Registration No. 961-415  
Your Resubmission Dated November 7, 2013  
Decision #478713

The label amendment referred to above, submitted in accordance with registration under the Federal Insecticide, Fungicide, and Rodenticide Act, as amended, is acceptable. A stamped copy is enclosed for your records. Please submit one (1) copy of your final printed labeling before you release the product for shipment. This amended labeling supersedes all previously accepted ones.

Sincerely yours,

A handwritten signature in black ink, appearing to read "Kathryn V. Montague".

Kathryn V. Montague  
Product Manager (23)  
Herbicide Branch  
Registration Division (7505P)

Enclosure

2/52

# TURF Fertilizer Plus Trimec® Ester Weed Control

[Alternate Brand Names:

- Greenview® Broadleaf Weed Control Plus Lawn Food
- ACE Green Turf® Winterizer Weed and Feed
- ACE Green Turf® Weed and Feed
- Wondergro Weed & Feed plus Fertilizer
- Wondergro Winter Fertilizer plus Weed Control
- Agway Weed Control & Fertilizer
- Agway Greenlawn Weed Control & Fertilizer
- Agway Greenlawn Fall Weed Control & Fertilizer
- Greenlawn® Crabgrass Preventer & Fertilizer
- Greenlawn® Crabgrass Preventer With Lawn Food
- Greenview® Weed & Feed with Preen®
- GreenView® Broadleaf Weed Control Plus Lawn Food with Preen®
- GreenView® Lawn Food with Preen® Weed Barrier
- Vigoro Weed and Feed
- Vigoro Weed & Feed
- Vigoro Broadleaf Weed Control Plus Lawn Food
- Vigoro Weed & Feed with Preen
- GreenView Weed and Feed
- GreenView Weed & Feed
- Preen Lawn Weed Control Plus Fertilizer
- Preen Lawn Weed Control & Fertilizer
- Preen Lawn Weed & Feed
- Preen Fall Lawn Weed Control Plus Fertilizer
- Preen Fall Lawn Weed Control & Fertilizer
- Preen Fall Lawn Weed & Feed]

RECEIVED  
 NOV 14 2013  
 Under the Federal Insecticide,  
 Fungicide, and Rodenticide Act,  
 registered, for the pesticide  
 listed under  
 Reg. No. 961-415

**ACTIVE INGREDIENTS:**

2,4-D, 2-ethylhexyl ester .....	1.108%
Mecoprop-p acid .....	0.167%
Dicamba acid .....	0.071%

OTHER INGREDIENTS: .....	<u>98.654%</u>
TOTAL .....	100.000%

**THIS PRODUCT CONTAINS:**

- 14.70 lb 2,4-dichlorophenoxyacetic acid equivalent per ton or 0.735%. CAS 1928-43-4.
- 3.34 lb (+)-(R)-2-(2-methyl-4-chlorophenoxy) propionic acid equivalent per ton or 0.167%. CAS 16484-77-8.
- 1.42 lb 3,6-dichloro-o-anisic acid equivalent per ton or 0.071%. CAS 1918-00-9

Isomer Specific by AOAC Methods  
 TRIMEC is a registered trademark of PBI/Gordon Corporation.

GUARANTEED ANALYSIS XX-X-X	
Total Nitrogen (N)	XX%
x.x% ammoniacal nitrogen	
x.x% water insoluble nitrogen*	
x.x% urea nitrogen*	
x.x% other water soluble nitrogen*	

Available Phosphate (P2O5) .....	X%
Soluble Potash (K2O) .....	X%
Sulfur (S) .....	X%
x.x% free sulfur (S)	
<p>Derived from: polymer-coated sulfur-coated urea, urea, methylene urea, ammonium phosphate, ammonium sulfate, and muriate of potash.</p> <p>* A portion of the urea has been coated to provide x.x% coated slow-release nitrogen.</p> <p>* x.x% slowly available nitrogen from sulfur coated urea.</p> <p>* x.x% slowly available nitrogen from methylene urea.</p> <p>This product and/or its manufacture is covered by one or more of the following U.S. patents and international counterparts thereof: US Patent Numbers: xxxxxx</p> <p>Note: Fertilizer grades with nutrient contents expressed as the percentages of N, P2O5 and K2O may include the following: 23-3-7 or x-x-x. The fertilizer grade analyses may contain macronutrients and micronutrients. The nutrient contents expressed will vary among states, and the analyses will differ between supplemental registrations.</p>	

**KEEP OUT OF REACH OF CHILDREN  
CAUTION**

**STOP! READ THE ENTIRE LABEL FIRST. OBSERVE ALL PRECAUTIONS AND FOLLOW DIRECTIONS CAREFULLY.**

**[Pictogram of Stop sign]**

Optional [Si usted no entiende la etiqueta, busque a alguien para que se la explique a usted en detalle.]

See [back panel] [container label] for First Aid and additional Precautionary Statements

(L) (D)  
EPA Reg. No. 961-415 EPA Est. No. 961-PA-01, 961-IL-01, [XXXX-XX-XX]  
Superscript used is first letter of lot number

Manufactured By: [Distributed By: [Produced By:]]  
Lebanon Seaboard Corporation  
1600 East Cumberland Street  
Lebanon, PA 17042  
[Optional]Made [in the U.S.A.] [of U.S. and imported parts]  
[www.lebsea.com](http://www.lebsea.com) [ [www.greenviewfertilizer.com](http://www.greenviewfertilizer.com) ] [ [www.preen.com](http://www.preen.com) ] [ [www.xyz.com](http://www.xyz.com) ]

Covers [X,XXX] Square Feet [SQUARE FEET] [SQ. FT.] [Sq. Ft.]  
Net Weight: [Net Wt.:] [Net Wt/] xx lbs.[LBS.] [lb] [LB] [POUNDS] (xx.x kg) [(XX.X KG)]  
Treats: XX,XXX Sq. Ft. [SQ. FT.] [Square Feet] [SQUARE FEET] [sq.ft.]

[Optional Heading: Care & Handling]  
**STOP! READ THE ENTIRE LABEL FIRST. OBSERVE ALL PRECAUTIONS AND FOLLOW DIRECTIONS CAREFULLY.**  
**[Pictogram of Stop sign]**

4/52

**PRECAUTIONARY STATEMENTS  
HAZARDS TO HUMANS AND DOMESTIC ANIMALS  
CAUTION**

Causes moderate eye irritation. Avoid contact with eyes or clothing. Wash thoroughly with soap and water after handling and before eating, drinking, chewing gum, using tobacco or using the toilet.

<b>First Aid</b>	
<b>If in eyes:</b>	<ul style="list-style-type: none"> <li>• Hold eye open and rinse slowly and gently with water for 15 - 20 minutes.</li> <li>• Remove contact lenses, if present, after the first 5 minutes, then continue rinsing eye.</li> <li>• Call a poison control center or doctor for treatment advice.</li> </ul>
Have the product container or label with you when calling a poison control center or doctor or going for treatment. For Emergency Medical Treatment Information call (888)208-1368.	

**Environmental Hazards**

This pesticide is toxic to fish and aquatic invertebrates and may adversely affect non-target plants. To protect the environment, do not allow pesticide to enter or run off into storm drains, drainage ditches, gutters or surface waters. Applying this product in calm weather when rain is not predicted for the next 24 hours will help to ensure that wind or rain does not blow or wash pesticide off the treatment area. Sweeping any product that lands on a driveway, sidewalk, or street, back onto the treated area of the [lawn or garden] will help to prevent run off to water bodies or drainage systems.

This chemical has properties and characteristics associated with chemicals detected in groundwater. The use of this chemical in areas where soils are permeable, particularly where the water table is shallow, may result in groundwater contamination. Application around a cistern or well may result in contamination of drinking water or groundwater.

**DIRECTIONS FOR USE**

It is a violation of Federal law to use this product in a manner inconsistent with its labeling.

- Do not apply this product in a way that will contact any person or pet either directly or through drift.
- This product is for residential use.
- Do not allow people (other than applicator) or pets on treatment area during treatment. Do not enter treatment area until dust has settled.

**Optional Heading:] [INSTRUCTIONS] [Use Instructions] [Application Directions]**  
[Application Instructions]

TURF Fertilizer Plus Trimec Ester Weed Control contains Trimec® Herbicide. Trimec® controls a wide range of lawn weeds, including dandelion, chickweed, plantain, henbit, spurge and many other listed weeds commonly found in home lawns. In addition, a xx-xx-xx fertilizer provides a supply of lawn food. Possible retreatment may be necessary if (a) the lawn is heavily

overrun by weeds or, (b) if adverse low moisture conditions prevail and weeds are in a state of poor growth. A second application may be made after 30 days. Treated areas may be seeded 3 weeks after application.

#### USE PRECAUTIONS:

Do not use on dichondra, carpetgrass, 'Floritam' St. Augustinegrass, creeping bentgrass, or turfgrass where desirable clovers are present.

Do not apply this product to newly seeded grasses until well-established or after the second or third mowing.

Do not use this product on flowers, vegetables, groundcovers, gardens or landscape plantings including shrubs and trees. Do not exceed specified dosage for any area and do not apply this product within the dripline of or over surface roots of trees, shrubs, and other ornamentals.

Reseeding or overseeding areas may occur three (3) weeks after the application of this product.

Do not use this product on or near desirable plants and avoid spreading granules onto exposed root systems or adventitious shoots (rhizomes) within the drip line of the roots of desirable trees and shrubs, since injury may result.

Do not apply directly to or near water, storm drains, gutters, sewers, or drainage ditches. Do not apply within 25 feet of rivers, fish ponds, lakes, streams, reservoirs, marshes, estuaries, bays, and oceans. Do not apply when windy. Apply this product directly to your lawn, and sweep any product landing on the driveway, sidewalk, gutter, or street back onto the treated area. To prevent product run-off, do not over water the treated area(s) to the point of runoff or apply when raining or when rain is expected that day.

#### HOW MUCH TO APPLY:

##### [Option 1a]

**TURF Fertilizer Plus Trimec Ester Weed Control can be applied to the following turfgrasses when applied as directed:**

**Kentucky bluegrass, fescue spp., perennial ryegrass, common bermudagrass, bahiagrass, and zoysiagrass[.]** [: Apply 2.5 to 4.0 pounds [xx.x pounds] of product per 1,000 square feet of established turfgrass.]

**For St. Augustinegrass (not 'Floritam'), centipedegrass, hybrid bermudagrass, and colonial bentgrass[.]** [: Apply 2.0 to 3.0 pounds [xx.x pounds] of product per 1,000 square feet of established turfgrass.]

##### [Option 1b—specifically for 7 lb, 14 lb and 42 lb bags or containers]

**[For use on: Kentucky bluegrass, fescue spp., perennial ryegrass, common bermudagrass, bahiagrass, zoysiagrass, St. Augustinegrass, centipedegrass, hybrid bermudagrass, and colonial bentgrass.]**: Apply 2.8 pounds of product per 1,000 square feet of turfgrass. A second application may be made after 30 days. The maximum number of broadcast applications per treatment site is 2 per year.

**[Option 1c—specifically for 6.5 lb, 13 lb and 39 lb bags or containers]**

**[For use on: Kentucky bluegrass, fescue spp., perennial ryegrass, common bermudagrass, bahiagrass, zoysiagrass, St. Augustinegrass, centipedegrass, hybrid bermudagrass, and colonial bentgrass.]:** Apply 2.6 pounds of product per 1,000 square feet of turfgrass. A second application may be made after 30 days. The maximum number of broadcast applications per treatment site is 2 per year.

**Maximum use rate statement**

Do not apply more than [Use rate xx.x pounds or 4 pounds [maximum]] of product per 1000 square feet of turfgrass per application. If necessary, a second application may be made no sooner than 30 days after the first. Do not apply more than [2x use rate xx.x pounds or 8 pounds [maximum]] of product per 1000 square feet per year. [note to reviewer: the following information may be omitted from the final printed label: 4 pounds of this product contains 1.28 lb 2,4-D (ae), 0.29 lb mecoprop-p (ae), and 0.12 lb dicamba (ae).]

**[Alternate maximum use rate statement**

The maximum broadcast application rate is 4.0 pounds of product per 1,000 sq. ft. per application (1.28 lb 2,4-D ae, 0.29 lb MCPP-p ae and 0.12 dicamba ae per acre per application). The maximum number of broadcast applications is limited to 2 per year with a minimum of 30 days between applications. The maximum seasonal rate is 8.0 pounds of product per 1,000 sq. ft. (2.56 lb 2,4-D ae, 0.58 lb MCPP-p ae and 0.25 lb dicamba ae per acre).]

Lower application rates within the specified range will provide satisfactory control of annual broadleaf weed species. The higher application rates within the specified range will be required for dense infestations of perennial weeds, for adverse/extreme environmental conditions, or for weeds beyond the appropriate growth stages.

**WHEN TO APPLY: [Note to reviewer one of the following statements will be on the label.]**

- [Apply when listed broadleaf weeds are [actively] growing in spring or early fall.]
- [Apply when listed weeds are [actively] growing in spring.]
- [Apply when listed weeds are [actively] growing in fall.]
- [Apply when listed weeds are [actively] growing.]
- [Can be applied anytime listed weeds are growing.]

Apply when the air is calm to ensure uniform coverage and avoid spreading granules onto flowers, vegetables, and ornamental shrubbery.

**[WHAT TO EXPECT] [APPLICATION INSTRUCTIONS]:**

(Steps 1-5) – OPTION A:

1. Mow lawn to normal height 1 to 2 days before application.
2. Water lawn thoroughly at least 1 to 2 days before application to sustain moisture until the next watering (see step 5).
3. Apply when weeds are young and actively growing, preferably in the morning when the dew is on the grass. If grass is not moist at time of application, sprinkle lightly with water before applying product.
4. Avoid applying when temperatures are consistently above 90°F.
5. Do not wash from weed leaves for 1 to 2 days after application. At this time, a thorough watering should be made.

(Steps 1-5) – OPTION B:

1. Mow lawn to normal height, 1 to 2 days before application.
2. For best results lawn must be MOIST and the air calm, when product is applied. When the lawn is moist, the product granules stick better to the leafy parts of the weeds, ensuring that the weed-killing ingredients are absorbed by the weed plant.  
TIP: Apply after a heavy dew or rain, or on a thoroughly watered lawn.  
TIP: DO NOT apply to a moist lawn **IF** rain is expected within 24 hours of application.  
TIP: DO NOT water in immediately after application as the granules need to stick to the weed plant leaf for 1-2 days to be most effective.
3. Apply when weeds are young and actively growing.
4. Avoid applying when temperatures are consistently above 90°F.
5. After a 1-2 day period after application, if it has not rained – the lawn should be thoroughly watered.

**Optional Heading: [Spreader Settings][Suggested Spreader Settings]**

**[Note to Supplemental Registrants:** Select the appropriate bag size and present only the information provided for that bag size on your product labeling. Also, equipment settings of drop spreaders, rotary spreaders, and other granular applicators may be presented on the container labels.]

[Bag] [Container] Size, Lbs..	Application Rate, Lbs./1,000 Sq. Ft.	Treated Area for This [Bag] [Container] Size, Sq. Ft.	[Bag] [Container] Size, Lbs..	Application Rate, Lbs./1,000 Sq. Ft.	Treated Area for This [Bag] [Container] Size, Sq. Ft.
6.5	2.0	3,250	26	2.0	7,500
	2.5	2,600		2.5	8,000
	2.6	2,500		3.0	8,700
	2.8	2,300		3.2	8,100
	3.0	2,150		3.4	7,600
	3.2	2,000		3.6	7,200
	3.4	1,900		4.0	6,500
	3.6	1,800			
7	2.0	3,500	39	2.0	19,500
	2.5	2,800		2.5	15,600
	2.6	2,500		2.6	15,000
	2.8	2,500		3.0	13,000
	3.0	2,335		3.2	12,200
	3.2	2,187.5		3.4	11,450
	3.4	2,060		3.6	10,800
	3.6	1,945		4.0	9,750
13	2.0	6,500	28	2.0	14,000
	2.5	5,200		2.5	11,200
	2.6	5,000		3.0	9,300
	2.8	4,600		3.2	8,800
	3.0	4,300		3.4	8,200
	3.2	4,000		3.6	7,800
	3.4	3,800		4.0	7,000
	3.6	3,600			

[Bag] [Container] Size, Lbs..	Application Rate, Lbs./1,000 Sq. Ft.	Treated Area for This [Bag] [Container] Size, Sq. Ft.	[Bag] [Container] Size, Lbs..	Application Rate, Lbs./1,000 Sq. Ft.	Treated Area for This [Bag] [Container] Size, Sq. Ft.
14	2.0	7,000	36	2.0	18,000
	2.5	5,600		2.5	14,400
	2.8	5,000		3.0	12,000
	3.0	4,670		3.2	11,300
	3.2	4,375		3.4	10,500
	3.4	4,120		3.6	10,000
	3.6	3,890		4.0	9,000
15	2.0	7,500	37	2.0	18,500
	2.5	6,000		2.5	14,800
	3.0	5,000		3.0	12,300
	3.2	4,700		3.2	11,600
	3.4	4,400		3.4	10,900
	3.6	4,200		3.6	10,300
	4.0	3,750		4.0	9,250
16	2.0	8,000	40	2.0	20,000
	2.5	6,400		2.5	16,000
	3.0	5,300		3.0	13,300
	3.2	5,000		3.2	12,500
	3.4	4,700		3.4	11,800
	3.6	4,400		3.6	11,100
	4.0	4,000		4.0	10,000
17	2.0	8,500	42	2.0	21,000
	2.5	6,800		2.5	16,800
	3.0	5,700		3.0	14,000
	3.2	5,300		3.2	13,100
	3.4	5,000		3.4	12,400
	3.6	4,700		3.6	11,700
	4.0	4,250		4.0	10,500
18	2.0	9,000	45	2.0	22,500
	2.5	7,200		2.5	18,000
	3.0	6,000		3.0	15,000
	3.2	5,600		3.2	14,100
	3.4	5,300		3.4	13,200
	3.6	5,000		3.6	12,500
	4.0	4,500		4.0	11,300
20	2.0	10,000	48	2.0	24,000
	2.5	8,000		2.5	19,200
	3.0	6,700		3.0	15,900
	3.2	6,400		3.2	15,000
	3.4	5,800		3.4	14,100
	3.6	5,700		3.6	13,200
	4.0	5,000		4.0	12,000
25	2.0	12,500	50	2.0	25,000
	2.5	10,000		2.5	20,000
	3.0	8,300		3.0	16,700
	3.2	7,800		3.2	15,600
	3.4	7,400		3.4	14,700
	3.6	6,900		3.6	13,900
	4.0	6,250		4.0	12,500



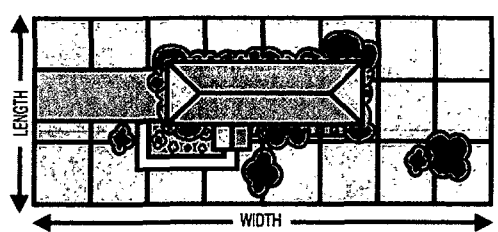
[Note: Registrant/Subregistrant may insert appropriate spreader setting information based on desired spreaders and recommended use rates as listed above.]

**Optional [Application Equipment and Instructions] [Spreader Directions]:**

**[Determining Your Lawn's Square Footage]**

[To determine how much of this product to apply, you must determine the square footage of your lawn. An easy way to do this is to walk the length of your lawn, figuring that one pace equals about 3 feet. Do the same with the width of the lawn. Then multiply the length by the width to arrive at the total. Make sure you subtract the square footage of your home and driveway when calculating the total square footage of your lawn. If your lawn has an irregular shape, try dividing it up into a number of square areas. Calculate the square footage for each area, then add the figures together to reach your total lawn size.]

[Insert icon representing foot print of house, driveway and lawn]



[above pictogram is optional]

**Optional**

**[Determining the SIZE of Your Lawn]**

[Simply multiply the length of the yard in feet, by the width in feet, to get the total size of the yard in square feet. Remember to subtract the square footage of the home and driveway and any additional large areas such as pools and flower beds, when calculating total square footage of the lawn so you don't buy more product than actually needed.]

[Check the package for details on how many square feet it covers]

**[Lot Size / Acre to Sq. Ft. Conversion:]**

LOT SIZE / ACRE:	SQ. FT:
1/10	4,356
1/8	5,445
1/4	10,890
1/3	14,520
1/2	21,780
3/4	32,670
1 Acre	43,560

**[Spreader Tips]**


[The two main types of spreaders are the Drop Spreader, which drops the material straight down the width of the spreader as you push, and the Broadcast Spreader (also known as a rotary), which throws the material from the spreader.]

**[Drop Spreader: (See Fig. A)** First make two passes along the top of the area you'll be covering. Then make two passes along the bottom area. Then move back and forth along the long

part of the lawn. On each pass, as you reach the strips at the top and bottom of the area to be covered, shut off the spreader. It's also important to shut off the spreader when you are stopped. ]

[Insert icon showing spreader path]

[Insert drop spreader icon]




[Fig. A]

[above pictogram is optional]

**[Broadcast Spreader:** (See Fig. B) Apply in a single pass by starting on the outside border and apply in a circular path working toward the center.]

[Insert icon showing spreader path]

[Insert broadcast spreader icon]



[

[Fig. B]

[above pictogram is optional]

**[Optional Spreader Language:]**

[The above spreader settings are approximate. To check your spreader: XX lb. of material covers approximately XXX sq. ft. (X lbs. of material per XXXX sq. ft.)

Note: if spreader model does not appear above please call [toll free] XXX-XXX-XXXX, X am - X pm [ET] [CT] [MT] [PT], [Monday – Friday] [Monday – Sunday] [Anytime] [24/7] for additional model settings.]

**[SPREADER SETTINGS:]**

[This container, with the Ready2Go Spreader attachment, is pre-calibrated for the contents enclosed. No additional settings are required.]

[Consult basic rate of application information, in the HOW MUCH TO APPLY section of instructions.]

[Altering speed of operation from target rate of application is NOT allowed and may provide varying results.]

For use on:

- [Kentucky bluegrass], [fescue spp], [perennial ryegrass], [common bermudagrass],[bahia grass], [zoysiagrass], [St. Augustinegrass],[(not Floratam)] ,[centipedegrass], [hybrid bermudagrass], [colonial bentgrass], [tall fescue], [turf-type tall fescue].

[Editors note: Additional application rates may be entered into the spreader setting table]



[Optional Storage and Disposal statement for use with reusable containers.]

**STORAGE AND DISPOSAL**

Do not contaminate water, food or feed by storage and disposal.

**Pesticide Storage:** Store product in its original container in a cool dry, locked place out of the reach of children and animals.

**Pesticide Disposal and Container Handling:** Nonrefillable container. Do not reuse or refill this container except as described in the DIRECTIONS FOR USE (see Refill Instructions). **If**

**Empty:** Place in trash or offer for recycling if available. **If partly filled:** Call your local solid waste agency for disposal instructions. Never place unused product down any indoor or outdoor drain.

**STORAGE AND DISPOSAL**

Do not contaminate water, food or feed by storage and disposal.

**Pesticide Storage:** Store product in its original container in a cool, dry, locked place out of the reach of children and animals.

**Pesticide Disposal and Container Handling:** Nonrefillable container. Do not reuse or refill this container. **If empty:** Place in trash or offer for recycling if available. **If partly filled:** Call your local solid waste agency for disposal instructions. Never place unused product down any indoor or outdoor drain.

**WARRANTY**

**[NOTE] To the extent consistent with applicable law, Buyer assumes all responsibility for safety and performance if this product is not used according to the directions.]**

**[Optional Warranty**

**WARRANTY  
IMPORTANT: READ BEFORE USE**

Read the entire Directions for Use, Conditions, Disclaimer of Warranties and Limitations of Liability before using this product. If terms are not acceptable, return the unopened product container at once.

By using this product, user or buyer accepts the following Conditions, Disclaimer of Warranties and Limitations of Liability.

**CONDITIONS:** The directions for use of this product are believed to be adequate and must be followed carefully. However, it is impossible to eliminate all risks associated with the use of this product. Crop injury, ineffectiveness or other unintended consequences may result because of such factors as weather conditions, presence of other materials, or the manner of use or application, all of which are beyond the control of [Lebanon Seaboard Corporation] [Company name]. All such risks shall be assumed by the user or buyer.

**DISCLAIMER OF WARRANTIES:** To the extent consistent with applicable law, [LEBANON SEABOARD CORPORATION] [Company name] MAKES NO OTHER WARRANTIES, EXPRESS OR IMPLIED, OF MERCHANTABILITY OR OF FITNESS FOR A PARTICULAR PURPOSE OR OTHERWISE, THAT EXTEND BEYOND THE STATEMENTS MADE ON THIS LABEL. No agent of [Lebanon Seaboard Corporation] [Company name] is authorized to make any warranties beyond those contained herein or to modify the warranties contained herein. To the extent consistent with applicable law, [Lebanon Seaboard Corporation] [Company name] DISCLAIMS ANY LIABILITY WHATSOEVER FOR SPECIAL, INCIDENTAL OR CONSEQUENTIAL DAMAGES RESULTING FROM THE USE OR HANDLING OF THIS PRODUCT.

**LIMITATIONS OF LIABILITY:** To the extent consistent with applicable law, THE EXCLUSIVE REMEDY OF THE USER OR BUYER FOR ANY AND ALL LOSSES, INJURIES OR DAMAGES RESULTING FROM THE USE OR HANDLING OF THIS PRODUCT, WHETHER IN CONTRACT, WARRANTY, TORT, NEGLIGENCE, STRICT LIABILITY OR OTHERWISE, SHALL NOT EXCEED THE PURCHASE PRICE PAID, OR AT [LEBANON SEABOARD CORPORATION'S] [Company's name] ELECTION, THE REPLACEMENT OF PRODUCT.]

**Appendix I**

~~[Optional Label Claims]~~

**Claims – Miscellaneous**


1. [Bar code] [product number]
2. [Item number]
3. [Not] Proof of Purchase
4. If the fertilizer guarantee contains iron, the following statement must appear:  
     [Note:] [Notice:] This product contains the secondary nutrient iron. Iron may stain concrete surfaces and should not be applied on dry or water dampened concrete and should be removed from these areas promptly after application by sweeping or blowing. Do not wash off with water.
5. The following statement must appear (relevant to the fertilizer guarantee):  
     [Note:] Information regarding the contents and levels of metals in this product is available on the internet at <http://www.regulatory-info-lebsea.com>.
6. Place holder "Picture of grass/soil interface"
7. The following statement may appear when the application rate applies less than 1 pound of nitrogen per 1,000 sq. ft.:  
     [Note:] Supplemental applications of lawn fertilizer are needed to achieve a minimum of 1 pound nitrogen per 1,000 sq. ft.
8. The following statement may appear if application rate instructions specify different rates based on different regions in Florida:  
     [Optional fertilizer text for state of Florida when applicable:] Florida Applications: [X] annual feedings [with the exception of [listed turfgrass species (X feedings in the north and X feedings in the central and south).] This package applies X.X lbs of product per 1,000 sq. ft.]


14/52


- 9. For products sold in the state of Florida, the following statement may appear:  
[Optional text for state of Florida] Do not apply near water, storm drains or drainage ditches. Do not apply if heavy rain is expected. Apply this product only to your lawn/garden, and sweep any product that lands on the driveway, sidewalk, or street, back onto your lawn/garden.
- 10. To address the FL Urban Turf Rule if "N" is greater than 25%, "In the state of Florida, do not apply more than [the equivalent of 1 lb N in terms of lbs of this product, see chart]/1000 sq. ft. of turfgrass per application. Do not apply more than [2 X the rate in the previous bracket]/1000 sq. ft. turfgrass per year."

Product Equivalent Rate for 1 lb Nitrogen per Application for 961-415		
Product Application Rate in pounds	Nitrogen Guarantee	Pounds of Nitrogen applied per 1,000 sq. ft.
4.0	25%	1.00
3.8	26%	0.99
3.6	27%	0.97
3.5	28%	0.98
3.4	29%	0.99
3.2	31%	0.99
3.1	32%	0.99
3.0	33%	0.99
2.9	34%	0.99
2.8	35%	0.98
2.7	36%	0.97
2.6	38%	0.99
2.5	39%	0.98

- 11. Apply once for the whole season
- 12. For use on cool and warm season turfgrass
- 13. Questions or Comments? Call 1-xxx-xxx-xxxx. (insert phone graphic)
- 14. This Bag Treats Up to \_\_\_\_\_ Square Feet


15.  ( Symbol for Spring)

16.  ( Symbol for Summer)

17.  ( Symbol for Fall)


- 18.  (MST – Mobile Scan Tag / black & white)


- 19.  (MST – Mobile Scan Tag / black and white with phone icon)


- 20.  (MST – Mobile Scan Tag / color) Note, actual symbology varies from product to product, as with UPC codes.

- 21.  (Symbol for Fall)


- 22.  (Symbol for Spring)

- 23.  (Symbol for Summer)

- 24.  [With variations for seasons which are ghosted out]

- 25.  [Must use the paw print pictogram with marketing claims No. 32, 33, or 34 below].

- 26. [2] [3] [4] Season Lawn Care Program
- 27. Does not harm plants[\*] [(\*) Please refer to plant list where product can be used] [(\*) When used as directed]
- 28. For use on lawns
- 29. Money Back Guarantee
- 30. No stain formula

- 31. NOW FEATURING: [GreenSmart<sup>®</sup>] [GreenSmart logo] []
- 32. Pet access allowed - once fertilizer dust settles.

- 33. Pet access to lawn once fertilizer dust from application settles.
- 34. Pet access to lawn within [24] hours of treatment.
- 35. Prepares your lawn for summer [Heat]
- 36. Proven performance.
- 37. Good Housekeeping Seal of Approval (logo)
- 38. Apply [in:] [spring][summer][fall][winter] [when weeds are [actively] growing]
- 39.



[www.greenviewfertilizer.com]

[For more information about this product, please use your mobile device to scan the barcode. Data rates may apply]

- 40. [For use on:]  
 [Kentucky bluegrass], [fescue spp], [perennial ryegrass], [common bermudagrass],[bahiagrass], [zoysiagrass], [St. Augustinegrass],[(not Floratam)], [centipedegrass], [hybrid bermudagrass], [colonial bentgrass], [tall fescue], [turf-type tall fescue].

**Wondergro Brand of Products Optional Marketing Claims**



1.



2.

3. Wondergro is a registered trademark of Lebanon Seaboard Corporation.

**Claims regarding Weed Control Properties**

- 1. 3 month [12 weeks] weed\* grass control[as listed]
- 2. Apply when listed [broadleaf] weeds are [actively] growing [in spring or early fall] (from the When to Apply section of the label.)
- 3. Consistently fast on: tough weeds like clover, plantain, ground ivy and spurge [various other weeds listed]
- 4. Controls [Kills] clover, dandelion, plantain, chickweed and [other broadleaf weeds as listed [ \* ]] [others as listed [ \* ]]
- 5. Controls a Wide Spectrum of Broadleaf Weeds\*[ as listed]
- 6. Controls Dandelion, White Clover, Plantain, Chickweed, Spurge and Many Other Listed Weeds



- 7. Controls new weeds\* [as listed] for 3 months [12 weeks]
- 8. For a beautiful weed-free\* lawn [turf]
- 9. For use on: Kentucky bluegrass, fescue spp., perennial ryegrass, common bermudagrass, bahiagrass, zoysiagrass, St. Augustinegrass, centipede grass, hybrid bermudagrass and colonial bentgrass
- 10. Helps keep lawns [turf] weed-free\*
- 11. Kills [down to] the root, [not the lawn]
- 12. Kills [major] broadleaf weeds\* [as listed] [like clover, dandelion, oxalis]
- 13. Kills [Over] [More Than] [XXX] [250] [Listed Weeds] [Weeds as listed] [\*][!] [as Listed](note: 253 listed weeds)
- 14. Kills [xxx] [250] listed weeds [ \* ] including dandelion, clover and other common lawn weeds
- 15. Kills clover, dandelion, plantain, chickweed and other listed broadleaf weeds[ \* ] [(see list on back of bag)]
- 16. Kills 250 Listed Lawn Weeds [\*]To The Root!
- 17. Kills listed broadleaf weeds [ \* ]in lawns [turf]
- 18. Kills clover, chickweed, spurge and many other listed broadleaf weeds [ \* ]
- 19. Kills dandelion and many other listed broadleaf weeds [\*].
- 20. Kills even the tough[est] listed broadleaf weeds [like clover, dandelion, oxalis]
- 21. Kills even the toughest listed weeds [\*]
- 22. Kills major broadleaf weeds as listed [\*] including roots. And (brand name) is formulated to kill only the weeds, not the lawn [turf]. Use as directed to kill major listed broadleaf weeds [\*] in your lawn [turf].
- 23. Kills over [xxx] [250] of the toughest weeds as listed [\*]
- 24. Kills over [xxx] [250] weed types as listed [\*]
- 25. Kills Over [XXX] Listed Weeds [as Listed] [\*], Including Henbit, Dollar Weed, White Clover, Plantain and Chickweed
- 26. Kills the root
- 27. Kills the listed weeds [\*], not the lawn [turf]
- 28. Kills tough listed lawn [turf] weeds [\*]
- 29. Kills listed weed roots [\*]!
- 30. Kills listed weeds [\*] now for few weeds in spring
- 31. Kills listed weeds on contact
- 32. Kills listed weeds [\*]to the root
- 33. Kills listed weeds [\*], not lawn [turf] grasses
- 34. Kills xx+ [250] Listed Weeds [\*]
- 35. Kills xx+ [250+] Listed Weeds [\*]; [Types,] Even the Roots.
- 36. Kills xx+ [250+] Listed Weeds [Types] [ \* ] Including Roots
- 37. Northern and Southern Grasses Bluegrass, Fescue, Zoysia, Bermuda, St. Augustinegrass, Bentgrass, Centipede, Bahia, Perennial Ryegrass
- 38. Proven [all] [cool] weather performance
- 39. Provides broadleaf control
- 40. Starts working on contact
- 41. Targets weeds, leaves [grasses][the lawn] [the turf] unharmed
- 42. Tough weed killer
- 43. Treats Northern and Southern Grasses

44. Trimec logo



- 45. Use on Lawns [Turf] to Kill Tough Weeds like Clover and Dandelion.
- 46. Weed images (any listed weed)
- 47. Begins killing on contact
- 48. Destroys even the toughest [lawn] weeds\*
- 49. Destroys weeds\* fast
- 50. Fast-acting weed\* [kill] [control]
- 51. Kills 250 Weeds\* [to the root]
- 52. Kills 250+ [tough] [common] [lawn] weeds\*
- 53. Kills dandelions [and most lawn weeds\*]
- 54. Kills fall lawn weeds\*
- 55. Kills tough lawn weeds\* to the root
- 56. Kills tough weeds\* [to the root]
- 57. Kills weeds\* [quickly and] completely
- 58. Kills weeds\* growing in spring or fall
- 59. Kills weeds\*, won't harm lawn
- 60. More powerful than the toughest weeds\*!
- 61. Weed-fighting formula
- 62. Works on contact

**Claims regarding Combination Weed Control and Fertilizer**

- 1. Kills listed weeds [ \* ] [and fertilizes the lawn]
- 2. Kills listed weeds [ \* ] and feeds your lawn [turf] for [up to] [3 months] [12 weeks]
- 3. Kills Listed Weeds[ \* ]While Feeding Your Lawn [turf]
- 4. Kills Weeds\*, Feeds Lawn for a Quick Spring Green Up
- 5. Kills weeds\*-Thickens lawn
- 6. Lawn Nutrients and Weed\* Control in one convenient formula!
- 7. LawnGuard formula [protects lawn, kills weeds]
- 8. Thickens turf to crowd out weeds
- 9. Weed ['n] [and] [&] Feed
- 10. Weed\* Control [plus] [and] fertilizer



[This statement will appear in close proximity to the "\*" and appear once per page when used.]\*See Use Directions for complete list of treated weeds.

**Claims regarding Fertilizer Properties**

- 1. [TURF Fertilizer Plus Trimec Ester Weed Control] – All the fertilizer nutrients your lawn [turf] needs for spring
- 2. [TURF Fertilizer Plus Trimec Ester Weed Control] – Providing the Nutrients Needed for a Beautiful Lawn.
- 3. Builds strong, deep roots, for a thick, green lawn [turf]
- 4. Fertilizes to provide rich color [and vigorous growth]
- 5. Improves soil fertility
- 6. Larger Roots / Greener Lawn
- 7. No phosphate helps protect our waterways (for use when fertilizer analysis has "0" phosphate)
- 8. Promotes rapid root growth
- 9. Promotes root growth for a thicker, greener lawn [turf]
- 10. Protects & [and] strengthens for a better spring lawn [turf]
- 11. Provides your soil with nutrients


- 12. Restores nutrients to your soil
- 13. Restores nutrients to your soil for a quick spring green up [green-up]
- 14. Zero phosphate helps protect our waterways (for use when fertilizer analysis has "0" phosphate)
- 15. [feeds] [provides] for quick spring greening of lawn [grass] [turf]
- 16. [for] [Builds] [a] thicker, [stronger,] greener lawn [grass] [turf]
- 17. [phosphorus] [phosphate] free [Allowed only when "zero" phosphate indicated.]



- 18.  (Symbol for heat/drought resistance)
- 19.  (Symbol for stronger roots)
- 20. [xx%] readily available nitrogen
- 21. Builds [strong] deep roots [to retain water] [to protect from drought and heat] [to endure heat, drought] [for better heat and drought tolerance]
- 22. Builds stronger roots [for maximum drought resistance] [for maximum greening of lawn [grass] [turf]] [for maximum water absorption]
- 23. Deeper roots better retain water to protect from heat and drought
- 24. Deeper, stronger roots means less watering needed
- 25. Feeds for a [quick] [early] spring lawn [grass] [turf] green up
- 26. Feeds for a thicker, greener lawn next spring
- 27. Great results, first season of use –guaranteed.
- 28. Grow a thicker, greener lawn with less water
- 29. Grows [strong] [deep] roots to protect from heat and drought
- 30. Helps lawns retain water to protect against heat and drought
- 31. Improves water absorption [in turf grasses]
- 32. Less watering, [drought resistant] due to [stronger] [deeper] roots
- 33. No burning when used as directed.
- 34. Promotes [winter hardiness and] early spring lawn [grass] [turf] green up
- 35. Promotes quicker spring lawn [grass] [turf] green-up
- 36. Repairs summer damage
- 37. Strengthens lawn against summer heat
- 38. Strengthens lawns against heat and drought
- 39. Strong[er] roots [can] [will] absorb [more] water [better] [with less effort]

**Claims regarding Slow Release Fertilizer Properties**

- 1. [TURF Fertilizer Plus Trimec Ester Weed Control or This product] feeds and greens with [slow release] fertilizer [for up to 3 months] [for up to 12 weeks].
- 2. Feeds [greens] [strengthens] [thickens] your lawn for up to 3 months [12 weeks]
- 3. Feeds your lawn [turf] up to 12 weeks

- 4. Greens up to 3 months [12 weeks]
- 5. MESA® is a registered trademark of Lebanon Seaboard Corporation.
- 6. Patented, controlled release nitrogen for continuous feeding
- 7. Quick and continuous greening for up to 3 months [12 weeks]
- 8.  (Number symbol as shown in circle number will range from 1 to 12 weeks/months)
- 9. [1 to 12] Feeds your lawn up to [x] [weeks] [months].
- 10. [METH-EX®] [MESA®] Provides slow, continuous feeding for up to 12 weeks. Initially some nitrogen is released by water to provide early spring green-up of lawn [grass] [turf]. As soil temperatures warm, nitrogen is gradually released through microbial action that minimizes surge growth.
- 11. [Promotes] [Fast] [quick] [early] spring lawn [grass] [turf] green up with extended feeding
- 12. [xx%] slowly available nitrogen
- 13. Change to a more efficient, top-performing fertilizer
- 14. Continuous feeding [for] [up to] [(X weeks) (X months)]
- 15. Featuring both immediate release and controlled-release nutrients.
- 16. Featuring MESA® Slow Release Nitrogen
- 17. Feeds [lawns] for 3 months!
- 18. Feeds [your] [the] lawn [for 3 months] [all season]
- 19. Fertilize once for whole growing season.
- 20. Get spectacular results with an enhanced efficiency fertilizer, guaranteed to deliver.
- 21. METH-EX® is a registered trademark of Lebanon Seaboard Corporation.
- 22. Slow release nitrogen helps prevent leaching into area water systems when applied as directed when compared to other fertilizer products.
- 23. MESA® proprietary slow-release nitrogen builds strong roots to provide controlled, steady nutrition for your lawn
- 24. MESA® is a proprietary, patented slow-release nitrogen source
- 25. Contains MESA® controlled release nitrogen
- 26. New Jersey slow-release nitrogen compliant
- 27. Slow-release nitrogen content compliant in [state, state, state]
- 28. Provides the [lawn] [turf] controlled, steady nutrition
- 29. Consistent greening with no excess growth, and less mowing!
- 30. Provides lush, green lawn with no excess growth
- 31. No surge growth
- 32. Less mowing, because greening is more consistent
- 33. The following statement regarding application rates, may appear where application instructions specify an application rate that exceeds a state(s) maximum allowable rate:  
In the state of [insert state], apply a maximum of [XX.X] lb. product/1,000 sq.ft. [Make no more than [X] application[s] per year.]
- 34. Feeds [lawns] for ([8] [9] [10] [11] [12] weeks) ([2] [3] months)!
- 35. Feeds [lawn] [for] [up to] [X months]!
- 36. Feeds [your] [the] lawn for [ (2) ( 3) months] ([8] [9] [10] [11] [12] weeks
- 37. MESA® - A little bit of blue makes a whole lot of green.
- 38. [MESA®] [GreenSmart<sup>o</sup>] promotes:
  - a. [Deeper Green Turf]
  - b. [Faster Green-Up]

- c. [More Nitrogen to the Plant]
  - d. [Brilliant Color Response, Even in Cooler Temperatures]
  - e. [Fewer Clippings]
  - f. [Extended Color for up to [8] [9] [10] [11] [12] weeks]
39. How can any fertilizer that works so quickly last so long?
40. The answer is MESA®, the patented combination of ammonium sulfate with methylene urea
41. NO artificial coatings
42. Ammonium sulfate release is effectively controlled to provide consistent, brilliant turf color
43. Features MESA®: the first nitrogen source to combine ammonium sulfate with methylene urea in a single particle.
44. MESA® retains its slow-release attributes even when cracked, chipped, or crushed
45. NO flush-growth response
46. Dependable, economical fertilizer choice for any residential lawn



47. (photo: MESA granules)



48. (photo: MESA granule – whole)

49.




50. Patented Controlled Release Nitrogen

XX	XX	XX
Nitrogen (N)	Phosphorous (P)	Potassium (K)
Contains Timed-Release Nitrogen for growing a thick green lawn [Stimulates growth and encourages a thick. green lawn]	Improves Root [Improves root growth and Plant Storage Capacity]	Improves Plant Hardiness & Drought Resistance

**Claims regarding GreenSmart Fertilizer Properties**

1. GreenSmart Enhanced Efficiency Fertilizer for a Green Lawn
2. [contains] [with] GreenSmart<sup>o</sup>
3. GreenSmart<sup>o</sup>
4. GreenSmart (logos)





5. GreenSmart and Design is a trademark of Lebanon Seaboard Corporation
6. GREENSMART ENHANCED EFFICIENCY FERTILIZER FOR A GREEN LAWN and Design is a registered trademark of Lebanon Seaboard Corporation.
7. [GreenSmart] [GREENSMART] is a registered trademark of Lebanon Seaboard Corporation.
8. 20% less nutrients required for the same great lawn [turf] results [with GreenSmart Enhanced Efficiency Fertilizer]
9. Enables lawns [turf] to use nutrients more efficiently
10. Enhanced Efficiency Fertilizer
11. Enhances nutrient absorption
12. Enriches soil to promote a vibrant, hardy lawn [turf]
13. GreenSmart<sup>o</sup> enhances poor soil, creating an environment in which lawns [turf] can thrive. GreenSmart<sup>o</sup> produces thick, green lawns [turf].

2452

14. GreenSmart<sup>o</sup> nourished lawns [turf] are more robust because their root systems are larger, deeper and better developed. Vigorous roots mean[s] the lawn [turf] is hardier and better able to tolerate the stress that comes with heat and drought.
15. GreenSmart<sup>o</sup> produces thick, green lawns [turf]
16. Helps lawns [turf] retain water to protect against heat & [and] drought
17. Helps unlock nutrients already in the soil
18. Improved Nitrogen Efficiency - Reduces Leaching
19. [GreenSmart Enhanced Efficiency Fertilizer - ] Improved nutrient release and absorption into the lawn [turf] allows 20% less nutrients to be applied while still providing [a] quality lawn [turf]
20. Improves drought resistance
21. Improves lawn's [turf's] ability to absorb water & [and] nutrients
22. Increase nutrient up-take in grass [lawns] [turf] up to 20% [with GreenSmart Enhanced Efficiency Fertilizer]
23. Lawn[s] [turf] [and plants] nourished with [company name's] GreenSmart<sup>o</sup> are [is] able to tolerate the stress from heat and drought. GreenSmart<sup>o</sup> produces large, deep, and well developed root systems that can retain water. This enables lawns [turf] [and plants] to withstand stressful conditions.
24. Less watering needed
25. Less watering needed, drought resistant [lawn] [turf]
26. Makes it easier for lawns [turf] to absorb soil nutrients
27. N-P-K with GreenSmart<sup>o</sup> [Enhanced Efficiency Fertilizer for a Green Lawn]
28. Plants [lawns] [turf]-use[s] nitrogen more efficiently so you need less
29. Poor soil may have fewer of the nutrients needed to promote a vigorous lawn [turf]. GreenSmart<sup>o</sup> works by enriching your soil with nutrients. GreenSmart<sup>o</sup> revitalizes the soil, which aids in the development of a larger, deeper and better root system. The enhanced habitat is proven to produce a green, thick, vigorous lawn [turf], and reduces the need for watering.
30. Promotes rapid root growth [for a thick green] [lawn] [turf]
31. Recharges your soil with nutrients!
32. Reduces plant [lawn] [turf] stress related to drought
33. Reduces stress on lawns [turf], protects from drought & heat
34. Speeds root growth to improve nutrient absorption
35. Unlocks the nutrients in soil, enhancing nutrient absorption, so you can grow a thicker, greener lawn [turf] with less water
36. Unlocks the nutrients in your soil
37. A high-quality product, made with GreenSmart<sup>o</sup>.
38. Because your grass is better able to absorb and use the nutrients and moisture provided by the surrounding soil, less fertilizer ingredients are needed.
39. Better lawn nutrition [means] [results in] stronger, heartier grass.
40. Boosted root development helps retain water to protect against heat and drought, so less watering is needed.
41. Builds stronger plants, that need less watering[\*] [\*when compared to unfertilized lawn, as measured by quality.]
42. Enriches soil, nourishing [lawn] [plants] to become stronger and more able to withstand stresses like drought — so you can water less.
43. Fertilizers with GreenSmart<sup>o</sup> represent a new class of lawn-care treatment options.
44. For the results you want – for the neighborhood you can be proud of.



- 45. Good nutrition is an essential part of being personally fit, and a big part of a quality lawn too.
- 46. GreenSmart<sup>◇</sup> – Proven performance.
- 47. GreenSmart<sup>◇</sup> [provides] [adds] nutrients where they are needed most, stimulating root growth and improving the efficiency of the lawn’s natural root system.
- 48. GreenSmart<sup>◇</sup> enhances soil habitat to improve nutrient absorption. Better plant nutrition means stronger, heartier plants.
- 49. GreenSmart<sup>◇</sup> helps build strong plants that need less watering because stronger, flourishing lawns are more able to withstand heat and drought.
- 50. GreenSmart<sup>◇</sup> helps reduce lawn stress due to heat and drought.
- 51. GreenSmart<sup>◇</sup> helps revitalize soil, making more [conventionally] [commonly] [normally] occurring nutrients available.
- 52. GreenSmart<sup>◇</sup> introduces beneficial nutrients that promote stress-resistance in [plants] [lawns]
- 53. GreenSmart<sup>◇</sup> is an exclusive, nutrient-rich formula that promotes plant quality.
- 54. GreenSmart<sup>◇</sup> is rich in essential nutrients [plants] [lawns] need.
- 55. GreenSmart<sup>◇</sup> is rich in essential soil nutrients plants need for optimal plant quality.
- 56. GreenSmart<sup>◇</sup> promotes a lawn that’s heartier and better able to sustain itself.
- 57. GreenSmart<sup>◇</sup> promotes better water retention to protect against heat and drought
- 58. GreenSmart<sup>◇</sup> provides lawns [turf] with nutritional support to help promote and maintain overall plant vigor resulting in a beautiful, green lawn.
- 59. GreenSmart<sup>◇</sup> provides nutritive benefits to the [lawn] [plants] [turf] to enhance nutrient reception.
- 60. GreenSmart<sup>◇</sup>. Look for it in quality lawn and garden products.
- 61. GreenSmart’s<sup>◇</sup> nutrients stimulate soil habitat efficiency and promote development of deeper roots for a lawn that needs less watering, and produces grass that’s hearty and drought resistant.
- 62. Improves water conservation by building strong roots and more stress-tolerant plants
- 63. More efficient nutrient delivery, providing similar results with less nitrogen than traditional fertilizers
- 64. More efficient nutrient delivery; requires less nitrogen inputs.
- 65. Now with [GreenSmart logo]
- 66. Provides similar greening results with up to [20%] [30%] less nitrogen than traditional fertilizers.
- 67. Reduces need for watering by increasing tolerance to drought and heat.
- 68. Revitalizes lawn to grow stronger, heartier [lawns] [plants][\*] [\*when compared to unfertilized lawn, as measured by quality.]
- 69. Revitalizes soil habitat to grow stronger, heartier plants.
- 70. Take pride in your lush, green lawn – and pride in your neighborhood
- 71. Use Fertilizer with GreenSmart<sup>◇</sup> for a brighter, heartier lawn[\*] [\* when compared to unfertilized lawn, as measured by quality.]
- 72. When it comes to growing a green lawn, GreenSmart<sup>◇</sup> is downright brilliant!
- 73. www.greensmart.com
- 74. You can feel good about the beautiful, green lawn results — and the positive impact on your neighborhood.
- 75. GreenView and [GreenSmart] [GREENSMART] are registered trademarks of Lebanon Seaboard Corporation.

[This statement will appear in close proximity to the “◇” and appear once per page when used.]<sup>◇</sup> Enhanced Efficiency Fertilizer

26/52

### GreenView® Brand of Products Optional Marketing Claims

1. [GreenView®] [Company name] guarantees you will be satisfied with the performance of this product when used as directed. If you are not satisfied, return to a[n] [Company name] store with proof of purchase for a replacement product or full refund of the purchase price. Or you can mail proof of purchase to the address listed below for a full refund. [Company name and address]
2. For more information, visit [www.greenviewfertilizer.com](http://www.greenviewfertilizer.com)
3. [GreenView®] [Company name] guarantees you will be satisfied with the performance of this product when used as directed, or your money back. If not satisfied, describe the nature of your problem and simply send proof of purchase to [Lebanon Seaboard Corporation, 1600 East Cumberland Street, Lebanon, PA 17042] [Company name and address].
4. For more information on our complete line of [GreenView®] [Company Name] [Brand Name] Lawn and Garden Products, visit our website at [[www.lebsea.com](http://www.lebsea.com)] [[www.greenviewfertilizer.com](http://www.greenviewfertilizer.com)] [[www.xyz.com](http://www.xyz.com)] [Insert product images]
5. GreenView® (logo) **GREENVIEW®**
6. GreenView® is a registered trademark of Lebanon Seaboard Corporation.
7. GreenView [Fairway Formula] fertilizers utilize a unique, slow release nitrogen source.
8. GreenView® and METH-EX® are registered trademarks of Lebanon Seaboard Corporation



9. [\* See back panel for more details] , as part of design only shown when used on label surfaces, other than the back panel)
10. GreenView® yard wide guarantee [green leaf graphic] [GreenView® logo]
11. GreenView and [GreenSmart] [GREENSMART] are registered trademarks of Lebanon Seaboard Corporation.

### Preen® Brand of Products Optional Marketing Claims

1. To the extent consistent with applicable law, [Company name] guarantees you will be satisfied with the performance of this product when used as directed, or your money back. If not satisfied, describe the nature of your problem, and send with proof of purchase to: [Company name and address]

2. Preen® logo **Preen**

With:  
**Preen**  
WEED CONTROL

3.



- 6. Preen® Guarantee
- 7. Preen® is a registered trademark of Lebanon Seaboard Corporation.
- 8. [www.preen.com](http://www.preen.com)
- 9. Keep your lawn looking great all year [Early Spring] [Late Spring] [Fall] (show other Preen Lawn package images with product name)
- 10. Try [these] other Preen products:
  - o [Preen Organic Vegetable Garden Weed Preventer]
  - o [Preen Fabric]
  - o [Preen Garden Weed Preventer Plus Plant Food]
  - o [Preen Garden Weed Preventer]
  - o [Preen Lawn Crabgrass Preventer Plus Fertilizer]
  - o [Preen Lawn Crabgrass Preventer]
  - o [Preen Lawn Fall Weed Control Plus Fertilizer]
  - o [Preen Lawn Stepsaver Weed Control Plus Fertilizer]
  - o [Preen Lawn Weed & Feed]
  - o [Preen Lawn Weed Control]
  - o [Preen Mulch Plus]
  - o [Preen Southern Weed Preventer]
  - o [Preen Southern Weed Preventer Plus Plant Food]
  - o [Preen Lawn Crabgrass Control]
  - o [Preen Weed Control Plus Crabgrass Preventer]

**ACE® Brand of Products Optional Marketing Claims**

- 1. ACE® is a registered trademark of ACE Hardware Corp.
- 2. Green Turf® is a registered trademark of [Company Name]
- 3. Made in the USA for ACE Hardware Corp., Oak Brook, Illinois, 60523, USA
- 4. Questions or Comments Call 1-XXX-XXX-XXXX



- 5. Satisfaction Guaranteed ACE® Promise [circle graphic]
- 6. Telephone graphic
- 7. [Ace Green Turf® Winterizer Weed & Feed or This product] contains the latest technology in weed control. It kills over 250 of the toughest weeds. It is specially formulated to complement the phosphorus already present in some soils and give your turf the additional primary nutrients needed for a good turf feeding. A soil test can help you determine if your soil has an adequate supply of phosphorus and if this is the best product for your soil type. Proper watering and mowing practices along with regular feedings will help promote a beautiful green lawn.

296/52

- 8. The ACE® Promise. If this ACE product when used for its intended purpose, fails to give you complete satisfaction, return the item to the ACE Hardware store where purchased for free replacement of the same or similar item.
- 9. Green Turf® is a registered trademark of United Industries Corporation.
- 10. [www.acehardware.com](http://www.acehardware.com)
- 11.



- 12.
- 13. **When applied as directed, this product meets the guidelines for metals adopted by the Association of American Plant Food Control Officials.**

**Sta-Green® Brand of Products Optional Marketing Claims**

- 1. Computer and phone graphics
- 2. If you use [TURF Fertilizer Plus Trimec Ester Weed Control] as directed and are not completely satisfied, send proof of purchase from this package and the original cash register receipt to the address below. We will refund the purchase price you paid.
- 3. LOOK! For other quality Sta-Green® lawn & garden products. For more information, visit us on our website at [www.sta-green.com](http://www.sta-green.com) [www.xyz.com] or call our Consumer Service [Customer Service] Hotline [Number] at 1-xxx-xxx-xxxx.
- 4. Money Back Guarantee [optional graphic]
- 5. Sta-Green® is a registered trademark of [Company name]



- 6. Sta-Green® logo
- 7. The Sta-Green® Promise
- 8. Your satisfaction guaranteed or your money back!

**Private Label Customer Brand of Products Optional Marketing Claims**

- 1. [Company name] guarantees you will be satisfied with the performance of this product when used as directed, or your money back. If not satisfied, describe the nature of your problem, and send with proof of purchase to: [Company name and address]
- 2. [Private label] is a registered trademark of [Company name]

29/52

- 3. [Private label] logo
- 4. Computer and phone graphics
- 5. If you use [TURF Fertilizer Plus Trimec Ester Weed Control] as directed and are not completely satisfied, send proof of purchase from this package and the original cash register receipt to the address below. We will refund the purchase price you paid.
- 6. LOOK! For other quality [Private label] lawn & garden products. For more information, visit us on our website at [www.xyz.com] or call our Consumer Service [Customer Service] Hotline [Number] at 1-xxx-xxx-xxxx.
- 7. Money Back Guarantee [optional graphic]
- 8. Your satisfaction guaranteed or your money back!


**Agway Brand of Products Optional Marketing Claims**



1.



2.



3.

- 4. [Brand] is a [registered] trademark of [Company]
- 5. 4 Stage Lawn Care Program
- 6. Agway Guarantees Satisfaction
- 7. Agway Stage 1 Crabgrass Control & Fertilizer
- 8. Agway Stage 2 Weed Control & Fertilizer
- 9. Greenlawn® Crabgrass Preventer & Fertilizer
- 10. Greenlawn® Crabgrass Preventer With Lawn Food (Note: alternate brand name)
- 11. Agway® and Greenlawn® are registered trademarks of Southern States Cooperative, Inc.
- 12. Agway® logo
- 13. Calendar Application Icon
- 14. Guaranteed Satisfaction logo/pictogram
- 15. If for any reason you are not fully satisfied with the performance of this product, we want to know. Just bring the item back to the store and we will exchange it or issue a refund.
- 16. Manufactured for and distributed by Southern States Cooperative, Inc., 6606 West Broad Street, Richmond, VA 23230
- 17. To find an Agway store near you visit [www.agway.com](http://www.agway.com)
- 18. Agway® and Stage® are registered trademarks of Southern States Cooperative, Inc.
- 19. To find a store near you visit [www.agway.com](http://www.agway.com)
- 20. NOTICE: To the extent consistent with applicable law, buyer assumes all responsibility for safety and use not in accordance with directions.
- 21. [Agway (Subregistrant)] 4 Stage Lawn Program makes it easier to have a lush, green lawn. Our 4 simple applications eliminate the guesswork and give you professional lawn

care results. Each stage combines just the right amount of fertilizer with the right amount of control and prevention. Just match each stage to the correct season and you'll prevent crabgrass, control weeds [and insects] and prepare your lawn for the winter. It's what your lawn needs for strong growth.

- 22. Guaranteed Satisfaction
- 23. (Subregistrant) Guarantees Satisfaction
- 24. 4 Stage Lawn Care Program.[Pictogram numbers 1-4] [pictogram for 4 Step Program]
  - March 1 – April 30
  - April 15 – June 15
  - August 1- September 30
- 25. No crabgrass [Pictogram crabgrass circle with slash through it]
- 26. Stage 2 [Pictogram crabgrass with slash through it]
- 27. AGWAY'S Greenlawn products are the quality choice in complete lawn care. You determine your lawn needs, and you'll find a Greenlawn product to help you. Fertilizers, lawn starters, crabgrass prevention, weed control [and insects], winterizers - everything your lawn needs for a lush, green lawn and year-round protection. Each one is easy to apply and guaranteed to produce quick, long-lasting results.
- 28. Notice: Read the entire label. Use only according to label directions. Before buying this product, read the Warranty Section elsewhere on this label. If terms are not acceptable, return the unopened container at once.
- 29. AGWAY Guarantees Satisfaction If for any reason you are not fully satisfied with the performance of this product, we want to know. Just bring the item back to the store and we will exchange it or issue a refund.
- 30. For best results, use an Agway spreader.
- 31. For more information on spreader settings, go to [www.agway.com](http://www.agway.com)

**Menards® Brand of Products Optional Marketing Claims:**

1.



2.



3.



4.

5. FOREVERGREEN® Lawn Builder(R) Crabgrass Preventer With Lawn Food (Note: Alternate Brand Name)

6.





7. 100% Satisfaction Guaranteed or Your Money Back



8. SLOW-RELEASE NITROGEN FEEDS YOUR LAWN OVER (2) (3) (4) MONTHS!

9. 4-STEP LAWN CARE PROGRAM

10. Crab-Buster® is a registered trademark of Dow AgroSciences LLC.

11. Distributed by Eau Claire Coop Oil Co., P.O. Box 837, Eau Claire, WI 54702

12. Features:

- i. Prevents crabgrass & fertilizes in one application.
- ii. [Crab-Buster®] herbicide controls crabgrass and many other annual weedy grasses before they grow.
- iii. Gives a full feeding of fertilizer.
- iv. Slow-Release Nitrogen thickens and provides a lush and deep green lawn - Feeds your lawn [over] [up to], [two][three] months!

13. Fertilize turf [lawn] to improve color, density, uniformity and resistance to traffic and disease.


14. ForeverGreen® is a registered trademark of E C Grow Incorporated Corporation.

15. If, for any reason, after using the Menards® Premium 4-Step Fertilizer Program, you are dissatisfied with the results, simply bring the label from a bag of Menards® Premium Lawn Fertilizer and proof of purchase to the store this product was purchased from for a full refund.

16. Lawn Builder

17. Menards is a registered trademark of Menard, Inc. Corporation.

**Pike Nurseries® Brand of Products Optional Marketing Claims**



1.



2.

3. PIKE NURSERIES is a registered trademark of Pike Nurseries Acquisition, LLC.

4. Pike Nurseries Corporate Office, 2675 Breckinridge Blvd., Suite 300, Duluth, GA 30096

5. Satisfaction Guaranteed

6. SUPER PREMIUM

Armstrong Garden Centers Brand of Products Optional Marketing Claims



1. **Armstrong Garden Centers**
2. Armstrong Garden Centers, Inc. , 2200 E. Route 66, Suite 200, Glendora, CA 91740

Vigoro Brand of Products Optional Marketing Claims




- 1.
2. Vigoro is a registered trademark of HOMER TLC, INC. CORPORATION
3. Vigoro, is a ® sub-brand of The Home Depot.
4. THD corporate address is: **The Home Depot** , 2455 Paces Ferry Road Atlanta, Georgia 30339
5. [Apply when listed weeds are actively growing] [APPLY WHEN LISTED WEEDS ARE ACTIVELY GROWING]
6. [ Apply to a wet lawn] [APPLY TO A WET LAWN]
7. The Home Depot (logo)



8. Garden Club (logo)



9. MEMBERSHIP IS FREE!
10. [www.homedepotgardenclub.com](http://www.homedepotgardenclub.com)
11. Beautiful Lawns Since 1924™
12. Vigoro logo



13. Kills over 200 weed types! as listed
14. Kills down to the root!
15. Greens [lawns] [grass]in 72 hours & promotes thick,[green] growth
16. Contains time-released nitrogen for extended feeding



17. Feeds 2,500 SQ FT

18. Logo WORKS THE FIRST TIME OR YOUR MONEY BACK!



15 . Why Fertilize the Lawn?

While it is easy to see that satisfying deep green when you fertilize, regular feedings can actually do much more....


- 1. Promote a deep and dense root system that is better able to reach water and find nutrients during tough heat & drought, so lawn stays greener, longer and bounces back faster
- 2. Thicken lawn with additional blades of grass, making it more resistant to bare spots and thinning
- 3. Help prevent weeds by making it difficult for weed seeds in the air to find soil to root, as well as crowd out existing weeds

Unfed Lawn (image)



vs.

Regularly Fed Lawn (image)



16. Next Feeding

Feed every 8 weeks for optimal results  
 Apply anytime weeds are actively growing. +  
 +Maximum of 2 applications per year

(optional image of Weed & Feed bag) and or



(optional image of Weed & Feed Spreader)



Or

Apply anytime during the growing season.  
(optional image of Lawn Fertilizer bag) and or



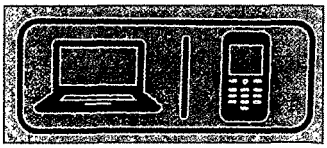
(optional image of Lawn Fertilizer spreader)



19. VIGORO GUARANTEE:

If for any reason you, the consumer, are not satisfied after using this product, you are entitled to get your money back. Simply send us proof of purchase and we will mail you a refund check promptly.

20. Visit Us On The Internet or Call Our Customer Satisfaction Hotline (image)

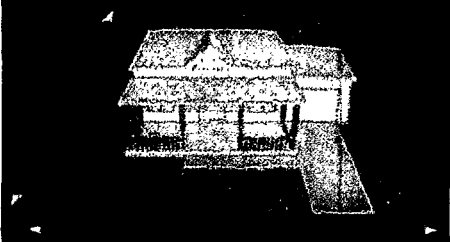


21. Vigoro.com or

18. Spreader offering [Note: may insert appropriate spreader setting information based on desired spreaders and specified use rates as listed.]


19. DETERMINE SIZE OF AREA TO BE TREATED

[Insert Image for Spreader application.]




[above pictogram is optional]

20. [Insert icon showing spreader path]



[above pictogram is optional]

21. [Insert icon showing spreader path]



[above pictogram is optional]

### Orchard Supply Brand of Products Optional Marketing Claims



1.



2.



3.

4. Orchard Supply Hardware is a registered trademark of Orchard Supply Hardware, LLC.

5. Orchard Supply Hardware, 6450 Via Del Oro, San Jose, CA 95119.

### Wal-Mart Expert Gardener Brand of Products Optional Marketing Claims



1. Expert Gardener logo.

2. Expert Gardener Guarantee [Option A



[Guarantee

When you choose Expert Gardener® products, you can be assured of high quality and performance in your lawn and garden. If for any reason you are not completely satisfied with this product, we will refund your money. Please mail your name, address and proof of purchase (dated receipt and package UPC/barcode) to the address listed below. Also, to ensure quality control, please write us a brief note explaining your experience with our product and reason for seeking a refund.]

[Option B

[MONEY BACK GUARANTEE]

[If you are not completely satisfied with this product, please mail your name, address and proof of purchase (package UPC) and a brief explanation for seeking a refund.]

3. Guaranteed and Distributed by: [company name]



4. Consumer Helpline 1-866-369-2533



5. Information regarding the contents and levels of metals in this product is available on the internet at [website]

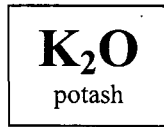
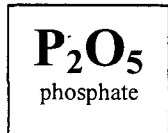
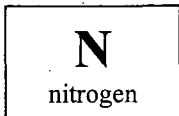
6. Expert Gardener® is Marketed Exclusively by Wal-Mart Stores Inc. Bentonville, AR 72716.

7. Shop @ [www.walmart.com](http://www.walmart.com)

8. Phosphate Free- Helping Our Water Sources [only on phosphate-free formulations]

9. Theresa Marteniz, 2010 Used under license from Shutterstock.com

10.



For lush green plant growth

For overall plant vigor

**True Value Brand of Products Optional Marketing Claims**



1. GreenThumb logo.
2. Manufactured by: [Company Name and address]
3. [Brand] is a registered trademark of [Company]
4. [Brand] is a trademark of [Company]

**Tractor Supply Brand of Products Optional Marketing Claims**



1. Ground Work logo.
2. Manufactured by: [Company name]
3. Manufactured Exclusively for Tractor Supply Company®
4. GroundWork™ is a trademark of Tractor Supply Company®

**OPTIONAL MARKETING CLAIMS FOR Ready2Go Spreader:**

1. Ready2Go Spreader™ logo

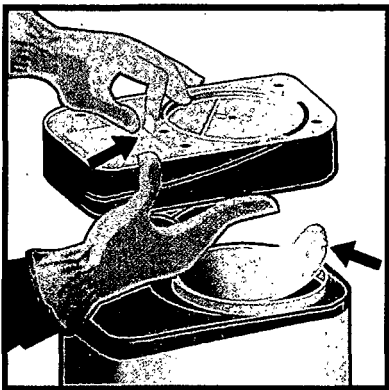
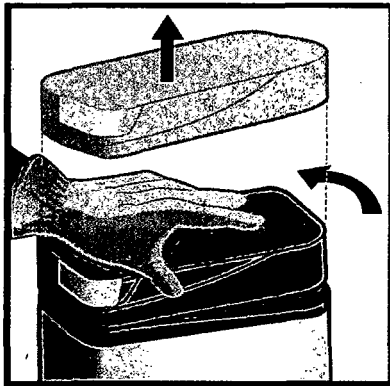




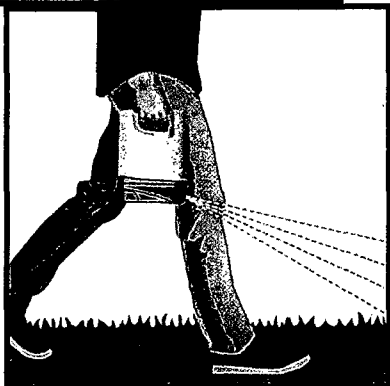
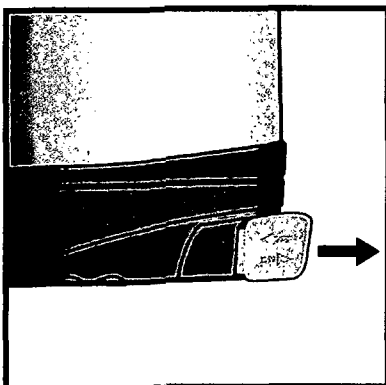

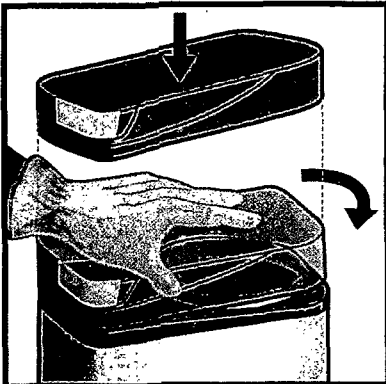
2. Ready2Go SPREADER™
3. Ready2Go SPREADER and design is a trademark of Lebanon Seaboard Corporation.
4. Ready2Go SPREADER is a trademark of Lebanon Seaboard Corporation.
5. Ready2Go SPREADER is a registered trademark of Lebanon Seaboard Corporation.
6. For more information on [Ready2Go Spreader™ products][this product][additional Ready2Go Spreader™ products], visit [www.preen.com][www.greenviewfertilizer.com]



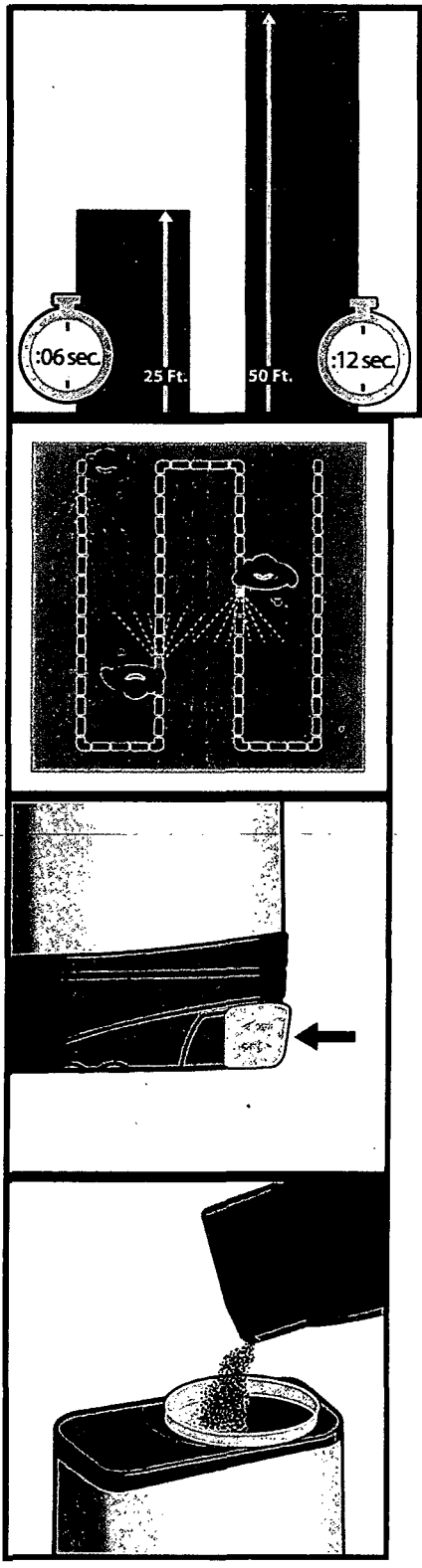
- 7.
8. Ready2Go SPREADER™ REFILL

9. Optional pictograms of Ready 2 Go Spreader™ that may or may not appear on the product label.





40/52




10. Ideal for [smaller] [Urban] [any sized] [any size] lawn[s]

11. Great for spot treatment of [larger] [any sized] [any size] lawn[s]

12. Ideal for treatment on uneven terrain

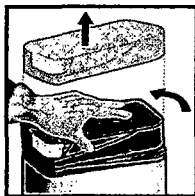


13. Ideal for application on more difficult terrain such as hilly or uneven areas where a traditional spreader is hard to push
14. Ideal for application on difficult terrain
15. Provides exceptional maneuverability.
16. Easy to maneuver for application around landscape items
17. Battery-powered spreader container is refillable.
18. Battery Powered with Refillable Container
19. Container is refillable.
20. Refillable container
21. Fertilizer product and spreader, all in one!
22. Weed \*[control] [killer] and spreader, all in one.
23. Weed\* [control] [killer], fertilizer and spreader, all in one.
24. Container with integrated [battery-powered] spreader [unit] [device] [applicator]
25. The Ready2Go Spreader™ way
26. It's ready to go.
27. Easy set up.
28. Easy to Use [!]
29. Easy to store.
30. Pre-calibrated.
31. No settings required.
32. Calibrated, No Settings [!]
33. Easy to carry.
34. Easy to store.
35. Easy to carry and store.
36. Easy to hold.
37. Hold easily at side.
38. No pushing, no fatigue.
39. Easy to change directions when applying.
40. Apply walking forward, or backward.
41. You can easily avoid walking through areas where product is applied.
42. More flexibility and maneuverability when applying.
43. Hand held spreader.
44. For treating:
  - difficult terrain
  - spot treatment areas
45. Battery-powered
46. Weighs only [xx] lbs. when container is full.
47. R2G
48. Exceptional value – weed [killer] [control], [fertilizer] and spreader in one
49. Ready2Go Spreader™ Directions: [Getting started] [ (First time use) ]
  - [1] PLACE the Ready2Go Spreader™ UPSIDE DOWN on a flat surface (the [GREEN] [any color] BASE facing up).



[Optional Pictogram or image]

- [2] HOLD the container steady and TURN the base COUNTER-CLOCKWISE [(to left)] until it STOPS and LIFT to remove. [Approximately quarter turn]



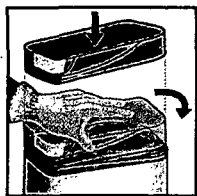
[Optional Pictogram or image]

- [3] REMOVE the protective seal from the round opening, and [in one smooth movement] PULL the tab from the battery compartment.




[Optional Pictogram or image]

- [4] REALIGN the protruding tabs on the base with the slots on the container and TURN CLOCKWISE [(to right)] until the base LOCKS back in its original position.



[Optional Pictogram or image]

- [5] FLIP the Ready2Go Spreader™ back to the UPRIGHT position. The Ready2Go Spreader™ is now ready to use.



[Optional Pictogram or image]

50. First time use

- Place unit upside down on a flat surface [as shown].
- [1] Turn the [green] [any color] [R2G] spreader base counterclockwise a quarter turn and [2] lift to remove.
- Remove the protective seal on the container.
- Remove the battery compartment pull tab to [activate] [power the unit].

- [While still in an inverted position], realign the spreader base, with the container. Twist clockwise to lock into position.
- Flip it to the upright position and you are ready to begin applying product.

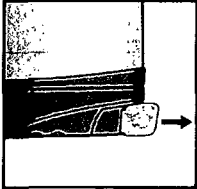
51. Directions for applying the product [or product name] to your lawn:

- [1] Move to the lawn area to be treated.



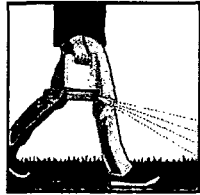
[Optional Pictograms or images]

- POSITION the Ready2Go Spreader™ comfortably [at] [by] your side (arm fully extended), over the target area, and TURN ON by pulling back the on/off slide switch.



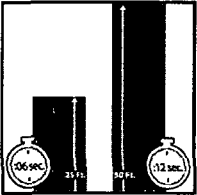
[Optional Pictograms or images]

- [2] When product begins spreading, WALK over the application area at a NORMAL WALKING PACE




[Optional Pictogram or image]

- (6 seconds for a 25' strip, or 12 seconds for a 50' strip).



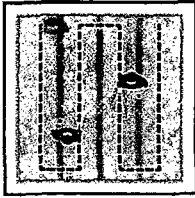
[Optional Pictogram or image]

- CONTINUE to within [2'] [two feet] of the end of the application area, and begin a new row by taking [2] [TWO] STEPS TO THE RIGHT OR LEFT, and walk back parallel to your first row. There should be a SLIGHT OVERLAP to the spread radius.



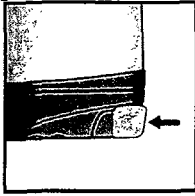
[Optional Pictogram or image]

-CONTINUE in this manner until you have finished applying the product.



[Optional Pictogram or image]

- [3] TURN OFF the Ready2Go Spreader™ by PUSHING IN the slide switch.



[Optional Pictogram or image]

- If product remains, store in a cool, dry place. If empty and lawn application is finished, simply refill the container.

52. Applying product with the Ready2Go Spreader™ applicator:

53. To Apply:


- Be sure you are on the lawn area to be treated.
- Hold the spreader comfortably at your side with arm fully extended downward.
- Pull the [yellow] [any color] slide switch at the side-back of the spreader/container ON and begin walking to apply.
- Apply according to the application instructions (pace) and pattern diagram (pattern) for best results.
- When product is depleted, push the [yellow] [any color] slide switch IN to turn the spreader OFF.
- If product remains, store in a cool, dry place. If empty and lawn application is finished, simply refill the container.

54. Target pace

55. Desired pattern


56. Refilling your Ready2Go Spreader™: [To refill your R2G spreader container:]

- PLACE the Ready2Go Spreader™ UPSIDE DOWN on a flat surface [the [GREEN] [any color] BASE facing up].
- HOLD the container steady while TURNING the base COUNTER-CLOCKWISE until it STOPS and LIFT to remove.
- CUT a corner opening on the [TURF Fertilizer Plus Trimec Ester Weed Control or product name] refill bag, and pour into the Ready2Go Spreader™ until the container is FULL.



[Optional Pictogram or image]

- Replace the spreader unit base. [Align tabs and slots and twist clockwise into place]
  - FLIP the Ready2Go Spreader™ to the UPRIGHT position. The Ready2Go Spreader™ is now ready to operate. Follow application instructions.
57. To refill your Ready2Go Spreader™ container, while in the off position, flip the unit and place it on a flat surface.
- Holding the container steady, grip the [green] [any color] base and twist it a quarter turn counterclockwise until it stops. Simply lift to remove.
  - Open the refill bag, and pour contents into the container base until full.
  - Replace the spreader unit base. [Align tabs and slots and twist clockwise into place]
  - Return the container to an upright position and you are ready to go! Follow application instructions.
58. To replace batteries:
- Access the battery compartment on the inside of the spreader base.
  - Battery compartment door opens by pinching tab and lifting to open.
59. Requires [1] [2] [3] [4] [AA] [AAA] [C] [D] batteries (included).
60. Batteries are [disengaged] [inactivated] for shipment. [Simply pull [protection] [protective] tab from battery compartment to engage battery power.]
- Use [Battery type] batteries.
61. Rechargeable batteries may be used.
62. Batteries included, but disabled for shipment. Pull tab from battery compartment to activate.
63. Pull tab to activate batteries.
64. Save time, easy to apply
65. Save time.



\*As compared to traditional fertilizer spreader setup and application

66.

46/52



# SAVE TIME\*

\*As compared to traditional fertilizer spreader setup and application

- 67.
- 68. Product goes on evenly.
- 69. No spreader maintenance [just change batteries]
- 70. Battery life typically [insert number] applications.
- 71. No settings.
- 72. No guesswork.
- 73. Minimum set up – Just flip the switch and go!
- 74. Easy to maneuver to avoid trees, shrubs and gardens during application.
- 75. Take pride in your lawn, pride in your neighborhood.
- 76. Make caring for your lawn, easy and fun!
- 77. Lawn not level, low spots and puddles?
- 78. More even distribution of fertilizer on uneven terrain.
- 79. Ideal for spot treatments or fertilizing difficult terrains
- 80. Goes on evenly.
- 81. Spreads evenly.
- 82. Don't be afraid to do it yourself and save. Ready2Go Spreader™ makes it easy.
- 83. Storage convenience.
- 84. Easy to store on shelf.
- 85. A weed\*-free lawn is a heartier lawn.
- 86. Integrated battery powered spreader
- 87. Keep your lawn looking the best it can
- 88. Treat ugly spots and lawn patches easily
- 89. Feed your [lawn] [grass]
- 90. Keep your lawn uniformly green and hearty
- 91. Encourage lawn growth and ward off bald and dead grass patches
- 92. The easy way to a beautiful yard
- 93. [Beat] [Knock] back weeds\* and feed your lawn in one simple step
- 94. Is your lawn sparse in certain areas?
- 95. Treat sparse lawn spots
- 96. We make it easy for everyone to find the time to feed the lawn with the Ready2Go Spreader™
- 97. A beautiful lawn can be an asset
- 98. Spreader setting is fixed [No settings required]
- 99. Precalibrated, no settings – get it right every time!
- 100. Change direction easily
- 101. YOU are in control
- 102. A real time saver
- 103. Easy to refill and store

- 104. Applies the right amount of fertilizer, no worries about lawn damage
- 105. Remove guesswork. Settings are pre-calibrated.
- 106. Applies fertilizer evenly.
- 107. Don't worry if you're doing it right. [Ready2Go Spreader™ is just that – Ready to go!]
- 108. No more worries about getting it right. No more guesswork. Just flip the switch and go!  
Follow all label directions.
- 109. Treat the whole lawn.
- 110. Spot treatment and added maneuverability have revolutionized the way we spread fertilizer.
- 111. Revolutionary way to spread fertilizer.
- 112. Treat the whole lawn, or just your trouble spots.
- 113. No spreader to push and pull.
- 114. No maintenance, no clogging.
- 115. Makes fertilizing uneven or hilly lawn terrain a breeze.
- 116. Fertilizing is a breeze.
- 117. Spreading fertilizer is a breeze.
- 118. Flip container
- 119. Twist [Right] [Left] Base
- 120. Lift Base
- 121. Set Container Upright
- 122. Pull [On] [Off] [Slider] [Lever] [Button][Slide Switch] [On] [Off]
- 123. Push [On][Off] [Slider] [Lever] [Button][Slide Switch] [On] [Off]
- 124. Set on Flat, Stable Surface
- 125. Fill Container
- 126. Refill Container
- 127. Refillable container – use again and again
- 128. Pour Refill Contents Into Container
- 129. Push [Slider] [Lever] [Button][Slide Switch] In to Stop
- 130. Return to upright position
- 131. Relax and Extend Arm
- 132. Hold [Grip] [Handle]
- 133. Reusable applicator base
- 134. Includes [1] [2] [3] [4] [AA] [AAA] [C] [D] batteries
- 135. Dispenses evenly for better results
- 136. Lift here to open.
- 137. Press to reseal
- 138. Use protective eyewear when using battery powered spreader
- 139. See inside booklet for complete directions for use.
- 140. Overlap [Rows] [Slightly] [6][any number] ["] [inches]
- 141. [:xx] [sec] [ seconds]
- 142. R2G

48/92

- 143. Visit [www.preen.com] [www.greenviewfertilizer.com] [for gardening] [for lawn] [and weed prevention] tips, [and] [valuable offers] [and more information on] [Preen products] [GreenView products] [insert brand].
- 144. [\$1.50] [\$2.00] [\$2.50] [\$3.00] [\$4.00] [\$5.00] off [regular price] [visit www.Preen.com] [www.greenviewfertilizer.com[for details] [see store associate for details].
- 145. [\$1.50] [\$2.00] [\$2.50] [\$3.00] [\$4.00] [\$5.00] off a future [Preen] [GreenView] [insert brand] purchase [of select [brand] products.] [Visit www.preen.com] [Visit www.greenviewfertilizer.com] [for details] [see store associate for details].
- 146. [\$1.50] [\$2.00] [\$2.50] [\$3.00] [\$4.00] [\$5.00] rebate [visit www.preen.com] [visit www.greenviewfertilizer.com] [for details] [see store associate for details].
- 147. [\$1 - \$10] Rebate (-) [Visit www.preen.com] [Visit Preen.com] [Visit www.greenviewfertilizer.com] for offer details [, & complete terms & conditions.] [Expires [place holder for DATE].] [Limit 1 request per household.] [Void where prohibited.]
- 148. Combo Pack
- 149. Combo Pack – [product name] Ready2Go Spreader™ and [product name] Refill Bag
- 150. Value Pack
- 151. Value Pack – [product name] Ready2Go Spreader™ and [product name] Refill Bag
- 152. Great Value – [Combo] [Combination] [Pak] [Pack]
- 153. COMBO PACK: Contains [1] Spreader Container and [1] Refill Bag
- 154. Total Combined Lawn Coverage: 5,000 Sq. Ft.
- 155. Combo Pack: Contains (1) Ready2Go Spreader™ [Container] with product, and (1) Ready2Go Spreader™ Refill Bag
- 156. Combo Pack: Contains: (1) Ready2Go Spreader™ [Container] with [product name] (2,500 Sq. Ft. Coverage) and (1) Ready2Go Spreader™ Refill Bag with [product name] (2,500 Sq. Ft. Coverage)
- 157. Combo Pack: (2) Ready2Go Spreaders containing [product name] [a] [-] total coverage of 5,000 Sq. Ft

Appendix II

[TURF Fertilizer Plus Trimec Ester Weed Control Controls][Kills][253][more than ###] weeds!  
 (List of weeds may include the following):

Amaranth, purple	Cupid shaving Brush	Mustard, ball	Speedwell, common
Amaranth, slender	Cudweed	Mustard, black	Speedwell, corn
Aster, heath	Daisy, English	Mustard, blue	Speedwell, ivyleaf
Aster, white heath	Daisy, oxeye	Mustard, hedge	Speedwell, persian
Aster, purple	Dandelion, common	Mustard, Indian,	Speedwell, purslane
Aster, white prairie	Dandelion, false	Mustard, tansy	Speedwell, slender
Artichoke	Day flower	Mustard, tumble	Speedwell, snow
Austrian fieldcress	Deadnettle	Mustard, white	Speedwell, thymeleaf
Bedstraw, Catchweed	Dichondra	Mustard, wormseed	Spiny amaranth
Bedstraw, smooth	Dock, broadleaf	Nettle, stinging (burning)	Spurge, spotted



Bedstraw, Northern	Dock, curly	Nettle, tall	Spurge, prostrate
Bedstraw, pineywoods	Dogbane	Nettle, wood	Spurweed
Beggarticks, hairy	Dogfennel	Parsley-piert	Star of Bethlehem
Betony, Florida	Dollarweed	Parsnip	Strawberry, India mock
Bindweed, Field	(Pennywort)	Pearlwort	Tansy ragwort
Bindweed, Hedge	Dove weed	Pennycress (frenchweed)	Tanweed
Bitter Wintercress	Elderberry	Pepperweed, perennial	Thistle, blessed
Bittercress, hairy	Falseflax	Pepperweed, virginia	Thistle, bull
Bitterweed	False sunflower	(Peppergrass)	Thistle, canada
Black-eyed Susan	Fiddleneck	Pigweed, prostate	Thistle, flodman (prairie)
Black Medic	Filaree, redstem	Pigweed, redroot	Thistle, musk
Blood flower milkweed	Filaree, whitestem	Pigweed, russian	Thistle, platte
Blue lettuce	Fleabane, daisy	Pigweed, smooth	Thistle, plumeless
Brassbuttons	(annual)	Pigweed, tumble	Thistle, russian
Bristly oxtongue	Fleabane, rough	Pineapple weed	Thistle, scotch
Broomweed	Galinsoga, hairy	Plains coreopsis (tickseed)	Thistle, wavyleaf
Buckhorn	Galinsoga, smallflower	Plantain, blackseed	Thistle, yellow (horrible)
Bullnettle	Goldenrod	Plantain, bracted	Trailing crownvetch
Burclover	Ground ivy	Plantain, broadleaf	Velvetleaf
Burdock	Groundsel	Plantain, buckhorn	Vervain, blue
Burweed, lawn (spurweed)	Gumweed	Plantain, hoary	Vervain, hoary
Buttercup, bulbous	Hairy fleabane	Plantain, narrowleaf	Vervain, prostrate
Buttercup, creeping	Hawkweed, meadow	Plantain, slender	Vervain, tall
Buttonweed, common	Hawkweed, mouseear	Plantain, woolly	Vetch, bird
(poorjoe)	Hawkweed, orange	Poison ivy	Vetch, hairy
Buttonweed, virginia	Hawkweed, yellow	Poison oak	Vetch, milk
Carolina geranium (wild)	Healall	Pokeweed	Vetch, narrowleaf
Carpetweed	Heartleaf drymary	Prairie Sunflower	Vetch, wild
Catnip	Hemp	Prickly lettuce (compass	Virginia creeper
Catsear, spotted (false	Henbit	plant)	Western clematis
dandelion)	Hoary cress	Prickly sida	Western salsify
Chamber bitter	Horsenettle	Prostrate knotweed	Wild aster
Chickweed, common	Horseweed	Puncturevine	Wild buckwheat
Chickweed, mouseear	Jimsonweed	Purslane, common	Wild carrot
Chickweed, sticky	Johnny-Jumpup violet	Pusley, brazil	Wild four-o'clock
Chicory	Knawel	Pusley, florida	Wild garlic
Cinquefoil	Knotweed, prostrate	Pusley, large flower	Wild lettuce
Clover, crimson	Kochia	Ragweed, bur	Wild marigold
Clover, alyce	Lambsquarters	Ragweed, common	Wild mustard (yellow rocket)
Clover, hop	Lespedeza	Ragweed, lancleaf	Wild onion
Clover, rabbit foot	Mallow, alkali	Ragweed, western	Wild parsnip
Clover, red	Mallow, bristly	Redstem filaree	Wild radish
Clover, strawberry	Mallow, common	Rough cinquefoil	Wild rape
Clover, yellow sweet	Mallow, dwarf	Scarlet pimpernel	Wild strawberry
Clover, white sweet	Mallow, venice	Shepardspurse	Wild sweet potato
Clover, white	Marcela	Smartweed, ladysthumb	Wild violet
Cockle	Matchweed	Smartweed, pale	Woodsorrel, creeping
Cocklebur	Mexicanweed	Smartweed, pennsylvania	Woodsorrel, violet
Cocklebur, oriental	Moneywort	Smooth chaff-flower	Woodsorrel, yellow (Oxalis)
Cocklebur, spiny	Morningglory, bigroot	Smoothdock	Woolly croton
Common mullein	Morningglory, ivyleaf	Sorrel, red (sheep)	Wormseed
Corn Spurry	Morningglory,	Sowthistle, annual	Yarrow, common
Creeping Beggarweed	mexican	Sowthistle, spiny	Yarrow, western
Creeping Jenny (creeping	Morningglory, red	Spanish needles	Yarrow, yellow
charlie)	Morningglory, tall	Speedwell, bi-lobed	
	Morningglory, wolly		
	Mugwort		

50/92

**Spreader Models for Spreader Setting Table:**

Drop Spreader	Delivers <u>    </u> lbs./1,000 sq. ft.				
	2.0 lb	2.5 lb	2.8 lb	3.0 lb	3.5 lb
Agri-Fab	X	X	X	X	X
Agway					
Earthway					
Easy Green					
Ferti-Lome					
Glorion					
Greenview® Spred III					
Greenview® Spred® XP1					
Greenview® Show N Tell					
Jonathan Green					
K-Mart K-Grow					
Lawnrafter 45-0311-3					
Ortho					
Precision					
Red Devil Drop					
Republic Drop					
Scotts AccuGreen® 1000					
Scotts AccuGreen® 2000					
Scotts AccuGreen® 3000					
Scotts Easy Gro					
Scotts PF-1					
Scotts PF-3					
Scotts Precision					
Scotts® Accugreen®					
Scotts® Turf Builder® Classic Drop					
Sears Lawn Crafter					
SpredDevil					
Sta-Green					
Statesman I					
Statesman II					
TrueServe Green Thumb 7300					
Vigoro					
<b>Broadcast Spreader</b>	<b>Delivers <u>    </u> lbs./1,000 sq. ft.</b>				

9/52

	2.0 lb	2.5 lb	2.8 lb	3.0 lb	3.5 lb
Ace Rotary					
Agri-Fab 45-0187					
Agway					
Ames 24-626 Commercial					
Cyclone Model B1-80					
Earthway EV-N-Spred 2600					
Ferti-Lome					
Franks					

Glorion	X	X	X	X	X
Green Line					
Greenview® Jet-Spred II					
Greenview® Jet-Spred III					
Greenview® Jet-Spred SS1					
Jonathan Green					
Lawnrafter					
Ortho 545 EZGro					
Pennington 2050SU					
Precise Fit					
Precision Pro					
Precision					
Precision Pro					
Precision Products					
PrizeLAWN LiL' FOOT (LF-1)					
Red Devil					
Republic 545 EZGro					
Republic EZ Broadcast 75450					
Republic EZ Grow					
Republic					
Roto-Jet					
Scotts Basic					
Scotts Deluxe™ EdgeGuard®					
Scotts EasyGreen					
Scotts EdgeGuard					
Scotts SpeedyGreen® 1000™					
Scotts SpeedyGreen® 2000™					
Scotts SpeedyGreen® 3000™					
Scotts Standard					
Scotts® Lawn Pro®					
Scotts® Turf Builder® Edgeguard® DLX or Mini					
Sears 671-19261					
Sears Craftsman 24322 85lb					
Sta-Green					
Statesman Pull Behind					
Stinger Rotary					
TrueServe Green Thumb 2000A					
Vigoro					
Vigoro® 4300					
Vigoro® 10,000					
Vigoro® 15,000					