



UNITED STATES ENVIRONMENTAL PROTECTION AGENCY
WASHINGTON, DC 20460

OFFICE OF CHEMICAL SAFETY
AND POLLUTION PREVENTION

February 12, 2016

Jeanette Covert
Authorize Representative
Lebanon Seaboard Corporation
1600 East Cumberland St.
Lebanon, PA 17042

Subject: Notification per PRN 98-10 – Minor clarification edit and marketing claim
Product Name: WK08201
EPA Registration Number: 961-410
Application Date: December 18, 2016
Decision Number: 512626

Dear Ms. Covert:

The Agency is in receipt of your Application for Pesticide Notification under Pesticide Registration Notice (PRN) 98-10 for the above referenced product. The Registration Division (RD) has conducted a review of this request for its applicability under PRN 98-10 and finds that the action requested falls within the scope of PRN 98-10.

The label submitted with the application has been stamped "Notification" and will be placed in our records.

Should you wish to add/retain a reference to the company's website on your label, then please be aware that the website becomes labeling under the Federal Insecticide Fungicide and Rodenticide Act and is subject to review by the Agency. If the website is false or misleading, the product would be misbranded and unlawful to sell or distribute under FIFRA section 12(a)(1)(E). 40 CFR 156.10(a)(5) list examples of statements EPA may consider false or misleading. In addition, regardless of whether a website is referenced on your product's label, claims made on the website may not substantially differ from those claims approved through the registration process. Therefore, should the Agency find or if it is brought to our attention that a website contains false or misleading statements or claims substantially differing from the EPA approved registration, the website will be referred to the EPA's Office of Enforcement and Compliance.

If you have any questions, you may contact Kathryn Montague at 703-305-1243 or via email at montague.kathryn@epa.gov.

Sincerely,

A handwritten signature in black ink, reading "Kathryn V. Montague", is positioned above the typed name.

Kathryn Montague, Product Manager 23
Herbicide Branch
Registration Division (7505P)
Office of Pesticide Programs

WK08201

NOTIFICATION

961-410

The applicant has certified that no changes, other than those reported to the Agency have been made to the labeling. The Agency acknowledges this notification by letter dated:

02/12/2016

[Alternate Brand Names:

Preen Weed Preventer

Preen Southern Garden Weed Preventer

Preen Weed Preventer Southern [Garden] Formula

Preen Weed Preventer for Southern Gardens

Preen Southern Weed Preventer

Preen Weed Preventer for Xeriscapes

Preen Weed Preventer for Southwest Xeriscapes

Preen Weed Preventer for Xeriscape Gardens

Preen Xeriscapes Weed Preventer

Preen Weed Barrier for Xeriscapes

Preen Xeriscapes Weed Barrier

Pern XeriSmart Weed Preventer

Preen XeriSmart Weed Barrier

Preen Southwest Weed Preventer

Preen Southwest Weed Barrier

Preen Weed Preventer for the Southwest

Preen Weed Barrier for the Southwest

Preen Weed Preventer for Southwest Landscapes

Preen Weed Barrier for Southwest Landscapes

Preen Rock Garden Weed Preventer

Preen Rock Garden Weed Barrier

Preen Weed Preventer for Rock Gardens

Preen Weed Barrier for Rock Gardens

Preen Rock-scape Weed Preventer

Preen Rock-scape Weed Barrier

Preen Southern Weed Barrier

Preen Southern Weed Inhibitor

Preen Southern Weed Shield

Preen Southern Weed Eliminator

Preen Southern Weed Defense

Preen Southern Weed Preventer with Battery Powered Spreader]

[Place holder for Marketing Claims]

[Place holder for Logo]

Active Ingredient: dithiopyr

0.27%

Other Ingredients:

99.73%

Total

100.00%

(L)

(D)

EPA Reg. No. 961-410

EPA Est. No. 961-PA-01, 961-IL-01

CAS No. 97886-45-8

Superscript used is first letter of lot number

KEEP OUT OF REACH OF CHILDREN

CAUTION

See [booklet or back panel] for First Aid and additional Precautionary Statements

In the state of New York, do not apply more than 2.1 lbs. per 1,000 sq. ft. per year (equivalent to 0.25 pounds of active ingredient per acre). Use of this product in Nassau and Suffolk counties of New York is prohibited.

[MANUFACTURED BY:] [Distributed by:] [Produced for:]

LEBANON SEABOARD CORPORATION

1600 EAST CUMBERLAND STREET

LEBANON, PA 17042

Made in the USA.

1-800-233-1067

[www.lebsea.com] [www.greenviewfertilizer.com] [www.preen.com] [www.xxxx.com]

Covers [X,XXX] Square Feet [SQUARE FEET] [SQ. FT.] [Sq. Ft.]

Net Weight: [Net Wt.:] xx lbs. [LBS.] [POUNDS] (xx.x kg) [(XX.X KG)]

Treats: XX,XXX Sq. Ft. [SQ.FT.] [Square Feet] [SQUARE FEET]

Xxx lb. covers up to xxx sq. ft.

PRECAUTIONARY STATEMENTS

HAZARDS TO HUMANS AND DOMESTIC ANIMALS

CAUTION

Causes moderate eye irritation. Harmful if swallowed, inhaled or absorbed through the skin. Avoid contact with eyes, skin or clothing. Users should remove clothing immediately if pesticide gets inside. Then wash thoroughly and put on clean clothing. Prolonged or frequently repeated skin contact may cause allergic reaction in some individuals. Wash hands before eating, drinking, chewing gum, using tobacco or using the toilet.

First Aid	
If in eyes:	<ul style="list-style-type: none">• Hold eye open and rinse slowly and gently with water for 15-20 minutes.• Remove contact lenses, if present, after the first 5 minutes, then continue rinsing eye.• Call a poison control center or doctor for treatment advice.
If swallowed:	<ul style="list-style-type: none">• Call a poison control center or doctor immediately for treatment advice.• Have person sip a glass of water if able to swallow.• Do not induce vomiting unless told to do so by a poison control center or doctor.• Do not give anything by mouth to an unconscious person.

If on skin or clothing:	<ul style="list-style-type: none"> • Take off contaminated clothing. • Rinse skin immediately with plenty of water for 15-20 minutes. • Call a poison control center or doctor for treatment advice.
If inhaled:	<ul style="list-style-type: none"> • Move person to fresh air. • If person is not breathing, call 911 or an ambulance, then give artificial respiration, preferably mouth-to-mouth if possible. • Call a poison control center or doctor for further treatment advice.
Have the product container or label with you when calling a poison control center or doctor, or going for treatment. For Emergency Medical Information call (888) 208-1368.	

Environmental Hazards

This product is toxic to fish. Drift and runoff may adversely affect aquatic organisms. To protect the environment, do not allow pesticide to enter or run off into storm drains, drainage ditches, gutters or surface waters. Applying this product in calm weather will help to ensure that wind does not blow pesticide off the treatment area. Sweeping any product that lands on a driveway, sidewalk, or street, back onto the treated area of the garden will help to prevent run off to water bodies or drainage systems.

Directions for Use

It is a violation of Federal law to use this product in any manner inconsistent with its labeling.

Product Information

WK08201 prevents most weeds from germinating for up to 4 months in [xeriscapes settings] [rock gardens] [Southwest] [ornamental] [and] [flower beds], and around ground covers, trees and shrubs. Although this product will not kill existing weeds, it will prevent new listed weeds from sprouting – eliminating the need for difficult and time-consuming hand weeding. Without weeds, your valuable plants can grow larger and stronger. [Your beds will stay neat all season long.]

Precautions and Restrictions

NOT FOR USE ON PLANTS BEING GROWN FOR SALE OR OTHER COMMERCIAL USE, OR FOR COMMERCIAL SEED PRODUCTION OR FOR RESEARCH PURPOSES. FOR USE ON PLANTS INTENDED FOR AESTHETIC PURPOSES OR CLIMATIC MODIFICATIONS AND BEING GROWN IN ORNAMENTAL GARDENS.

Do not apply this product in a way that will contact any person or pet, either directly or through drift. Keep people and pets out of the area during application.

Intended for Residential Use.

Not for use on vegetable gardens or lawns.

Only apply WK08201 to established ornamental plants listed on this label. Do not apply to plants that are under stress. Do not over-apply or mix this product into the soil, as injury may occur to plants which are sensitive to WK08201. **This product is not for use on vegetable gardens or lawns**, or for use in enclosed areas, such as greenhouses. Do not apply another herbicide within 4 weeks of application of this product.

Do not apply more than 4.25 lbs. of this product per 1,000 sq. ft. per application, and no more than 12.75 lbs. of this product per 1,000 sq. ft. per year.

In the state of New York, do not apply more than 2.1 lbs. per 1,000 sq. ft. per year (equivalent to 0.25 pounds of active ingredient per acre). Use of this product in Nassau and Suffolk counties of New York is prohibited.

Entry Restrictions

Do not allow people or pets to enter the treated area until dusts have settled. If product is watered-in, do not enter or allow others to enter the treated areas (except those involved in the watering) until the watering-in is complete and the surface is dry.

Weeds Controlled

Grassy weeds: Barley; Barnyardgrass; Bluegrass, Annual; Brome; Buttercup; Crabgrass: Large, Smooth, Southern; Crowfootgrass; Dallisgrass(seedling); Goosegrass; Foxtail: Green, Yellow; Kikuyugrass; Oats, Wild; Ryegrass: Annual, Perennial; Sandbur; Smutgrass. **Broadleaf weeds:** Bittercress;; Carpetweed; Chickweed; Geranium, Carolina; Henbit; Knotweed, Prostrate; Lespedeza, Common; Lambsquarters; Maretail; Medic, Black; Mustard; Pineappleweed; Pigweed, Redroot; Parsely-piert; Purslane, Common; Rocket, London; Shepherdspurse; Speedwell, Corn; Spurge: Garden, Prostrate, Spotted; Woodsorrel: Creeping, Yellow.

WK08201 is suggested for use around these established plants

Bulbs, Flowers, Ground Covers & Ornamental Grasses – Ajuga: Bronze, Beach Grass; Bronze Beauty; Aster, Chinese: Dwarf Queen; Basket Flower; Bee Balm; Begonia; Black-eyed Susan: Goldstrum; Blanket Flower; Blue Fescue; Bugle Carpet; Carex, Variegated; Celosia; Centaurea; Cockscomb, Plumosa: Scarlet plumosa; Coleus: Red Kewpie; Columbine; Coreopsis: Moonbeam; Corn Flower; Cotoneaster; Daffodil: King Alfred; Daylily: Aztec Gold, Bright yellow (hybrid), Single gold (evergreen), Wilson's Yellow; Dianthus (Sweet William); Delphinium: Magic fountain; Dusty miller; Fern (various); Fescue; Fountain Grass; Galium; Geranium; Hosta: Albo marginata; Ice plant; Impatiens; Iris: Dwarf blue, Wedgewood; Ivy, English: Bulgaria, Thorndale; Jasmine, Asian; Lily, African: Lily, African blue; Lilyturf: Evergreen giant, Lilac beauty, Majestic, Monroe white, Variegata; Liriope, Green; Marigold: Honeycomb, Variegata, Wheeler's dwarf; Mondo Grass; Moss Rose: Sunnyside; Narcissus; Osteospermum: Wirligig; Pachysandra; Pampas grass; Pansy; Periwinkle, Dwarf; Petunia: Picoti; Ribbon grass; Rockcress: Snowcap; Salvia: Rhea; Sedum: Dragon blood red, Red carpet, Yellow; Snapdragon; Sweetflag, Grassy-Le; Trumpet flower, Evening; Tulip: Apeldoorn; Tufted hairgrass; Vervain: St. paul; Vinca (Periwinkle); Yarrow.

Shrubs – Abelia, Dwarf: Nana; Arborvitae: Nigra, Pyramidalis, Smaragh, Techny, Woodwardii; Arborvitae, Golden; Azalea: Brilliant, Buccaneer, Carror, Chimes (Belgian),

Elsie lee, Exbury, Fashion, Hardijzer Beauty, Hershey Red, Higasa, Hinocrimson, Holland (Hybrid), Marion lee, Northern lights, Orange cup, Orchid Lights, Snow, Southern charm; Azalea, Flame; Azalea, Kirishima; Bamboo, Heavenly; Barberry: Aurea, Dwarf pigmy, Green, Kobold, Pygmy red, Rose glow; Barberry, Purple: Atropurpurea; Bearberry (common): Massachusetts; Bottlebrush; Boxwood, Japanese; Boxwood, Weller; Broom: Moonlight, Vancouver Gold; Camellia: Debutante, Mathotiana Supreme, Chansonette; Candy Tuft: Snow White; Cedar, Red; Copper Leaf; Coyotebrush; Cycads; Euonymus: Argenteo-variegata, Auereo-marginata, Colorata, Emerald Gaiety, Emerald ãN Gold, Gold Edge, Gold Princess, Silver king, Tricolor, Vegetus; Fetterbush: Rainbow; Forsythia: Arnold Dwarf, Bronxensis Dwarf, Lynwood Gold, Meadowlark, Weeping; Fuchsia; Gardenia: Mystery, Radicans; Heather, Twisted: Mediterranean Pink; Hibiscus: Blue bird, Brilliant, Hula girl; Holly: Blue boy, Blue girl, Burfodii, China girl, Compacta, Forsteri, Hellerie, Japanese northern beauty, Needlepoint, Nellie R. Stevens, Savannah; Holly, Chinese; Holly, Japanese; Holly, Yaupon; Honeysuckle: Claveyís Dwarf, Halliana, Tatarian Canadian White, Zebelli Red Hosta; Juniper: Arcadia, Armstrong, Bar Harbor, Blue chip, Blue pacific, Blue rug, Blue star, Broadmoor, Buffalo, Calgary carpet, Emerald sea, Emerald spreader, Endora compacta, Fruitlandi, Green, Gold tip, Hetzi, Hughes, Manhattan blue, Parsoni, Pfizeriana, Plumosa, Prince of whales, Procumbens Dwarf, San Jose, Sargent Blue, Sargent Green, Scandia, Scopulorum Moonglow, Scopulorum Skyrocket, Spartan, Tamariscifolia, Weberi, Youngstown, Yukon Belle; Laurel, Australian; Laurel, Mountain; Leucothoe; Ligustrum, Japanese; Lily of the Valley: Mt. Fire; Myrtle, Crape: Faurei, Langer, Muskogee, Standard Pink; Myrtle, Wax; Nandina: Compacta, Nana; Oleander: Hardy Red, Petite Pink, Sister Agnes; Paper Flower: Barbara Karst; Photinia, Red tip; Pieris; Pine: Mugho; Pine, Swiss Mt.; Pineapple, Guava; Pittosporum, Japan; Potentilla: Abbotswood; Privet: Golden Vicary, Regal, Texanum, Wax, Yellow Tipped; Privet, Glossy; Pyracantha: Gnome, Lalandei, Victory; Rhododendron: Album, Cunningham White, Fashion, Hardy, PJM, Purple Gem, Silvery Pink; Rhododendron, Carolina; Rhododendron, Catawba; Rodie Max (Rosebay); Rose: Luta; Rosemary, Bog: Nana; Spiraea: Anthony Waterer red, Dolchica, Fanail, Froebeli Pink, Goldenflame Red, Snowmound White, Van Houtte White; Spriaea, Garland; Verbena, Shrub; Virburnum: American Cranberry Bush, Arrowood, Common snowball, European cranberry bush, Linden, Mohican, Wright; Xylosma; Yaupon: Dwarf; Yew: Denisiformis.

Trees -- Almond, Flowering; Ash: Green, Mountain, Purple; Birch, River; Cypress, Bald; Cypress, Italian: Glauca; Cypress, Japanese false: Gracilis; Cypress, Leyland; Dogwood; Dogwood, American: Flavarimaea; Douglas Fir; Elm, Drake; Fan Palm, European; Fan Palm, Mexican; Ficus; Fir Fraser; Gum; Hawthorn: Cockspur White, Crimson Cloud, Enchantress, Jack Evans, Washington White; Hemlock, Canada; King Palm; Maple, Japanese; Maple, Norway; Maple, Red; Maple, Silver; Maple, Sugar; Oak, Laurel; Oak, Pin; Oak, Red; Oak, Southern L; Oak, Willow; Palm, Bangalow; Pine, Australian; Pine, Japanese Black; Pine, Loblolly; Pine, Longleaf; Pine, Scotch; Pine, Slash; Pine, Virginia; Pine, White; Queen Palm; Sourwood; Spruce: Black Hills; Spruce, Colorado blue; Spruce, Norway; Spruce, White; Sweetgum; Sycamore; Tree fern (Tiki fern); Windmill Palm.

Nonbearing Fruit and Nut Trees and Plants† – Apple; Blueberry: Bluecrop, Blue Jay, Jersey, North Blue, Northland; Mock orange: Golden, Snowflake Double White; Peach; Quince, Japanese.

†Ornamental species only: Do not use on food producing trees and ornamentals.

When to apply WK08201

Apply WK08201 during the growing season only around established plants. WK08201 should not be used on flower seeds. It can be used after flowering plants have germinated and are 2-3 inches tall. Since it does not kill existing weeds, you must first remove any that have already begun to grow. By applying WK08201 as early as possible, you can eliminate the need for hand weeding.

Rain does not wash this product out of the soil. [To keep ornamental beds neat all season long.] Reapply WK08201 every 4 months.

How to apply WK08201

To avoid plant injury, **do not apply WK08201 when foliage is wet.** When plants are dry, sprinkle WK08201 on soil surface at rate given below. Once activated by watering, WK08201 forms a weed control barrier in the top layer of soil, preventing weed seeds from germinating. Disturbance to the soil surface after activation may result in erratic weed control.

Applying around established plants

For flowers, roses, ground covers, ornamental grasses, shrubs and trees: sprinkle WK08201 evenly over the entire soil surface, at the rate of 0.68 oz. per 10 sq. ft. (see picture below), being sure to keep granules away from plant roots and foliage. Water WK08201 into soil surface. Always wash or brush off stray granules from plant foliage to avoid damage or discoloration.

Surface application rate

Sprinkle granules at the density shown in this picture.



Applying WK08201 with mulch

For best weed control, apply WK08201 after spreading mulch on your flower and shrub beds. Sprinkle WK08201 on top of mulch at surface rate (see picture on right), being sure to keep granules away from plant foliage. Water WK08201 into mulch. Always wash or brush stray granules from plant foliage to avoid damage or discoloration.

REFILL INSTRUCTIONS

[Optional for reusable rigid plastic container with application device][This container with applicator cap is reusable with [Brand Name or this product]. Refill the container with desired amount of this product and use as directed. When done, store or dispose this container as listed on the label.]

Storage and Disposal

Do not contaminate water, food or feed by storage and disposal.

Pesticide Storage: Store product in its original container in a cool, dry, locked place out of the reach of children and animals.

Pesticide Disposal and Container Handling: Nonrefillable container. Do not reuse or refill this container. **If empty:** Place in trash or offer for recycling if available. **If partly filled:** Call your local solid waste agency for disposal instructions. Never place unused product down any indoor or outdoor drain.

[Optional Storage and Disposal statement for use with reusable containers.]

STORAGE AND DISPOSAL

Do not contaminate water, food or feed by storage and disposal.

Pesticide Storage: Store product in its original container in a cool dry, locked place out of the reach of children and animals.

Pesticide Disposal and Container Handling: Nonrefillable container. Do not reuse or refill this container except as described in the DIRECTIONS FOR USE (see Refill Instructions). **If Empty:** Place in trash or offer for recycling if available. **If partly filled:** Call your local solid waste agency for disposal instructions. Never place unused product down any indoor or outdoor drain.

[Warranty

NOTE: To the extent consistent with applicable law, Buyer assumes all responsibility for safety and performance if this product is not used according to the directions.]

Claims Miscellaneous:


1. Money Back Guarantee
2. Won't harm listed (flowers) (trees) (&/and) (shrubs) []when used as directed] [!]
3. Eliminates Crabgrass
4. Kills [young] Crabgrass
5. Long Lasting [protection against weeds*]
6. A preemergence herbicide for control of certain broadleaf weeds* and annual grasses in:
 - o Landscape ornamentals
 - o Container grown ornamentals
 - o Ground covers/perennials
 - o Non-bearing fruit and nut trees**
 - o Non-bearing Ornamental fruit and nut trees**

*See Use Directions for complete list of treated weeds.

- ** Do not use on food producing trees and ornamentals.
7. A Work - Saver Product For The Joy Of Neat Gardens
 8. [Applicator] [Scoop] Included (optional scoop pictogram)
 9. Apply (– spring, summer or fall)
 10. Apply throughout the growing season.
 11. Controls tough grasses and weeds* [such as (bittercress, bluegrass, buttercup, crabgrass, foxtail, dallisgrass, speedwell, knotweed, pigweed, carpetweed, black medic, goosegrass, Carolina geranium, spurge, woodsorrel , chickweed, henbit, purslane,)] [even (bittercress, bluegrass, buttercup, crabgrass, foxtail, dallisgrass, speedwell, knotweed, pigweed, carpetweed, black medic, goosegrass, Carolina geranium, spurge, woodsorrel , chickweed, henbit, purslane,)]
 12. Does not harm plants(*) [(*)Please refer to plant list where product can be used] [(*)When used as directed]
 13. Easy to use
 14. EASY TO USE APPLICATOR [Insert Image]
 15. Easy To Apply – Just shake on.
 16. [Easy (to) open] [resealable] bag
 17. Effective Weed* Control – Prevents weeds* all season long – eliminates the need for hand weeding.
 18. Eliminate [time consuming] hand weeding*
 19. For residential use
 20. Good Housekeeping Seal of Approval (logo)
 21. Great over mulch.
 22. Improved Formula [!]
 23. Lift here to open
 24. One application prevents weeds* [all season] [for 4 months]
 25. Preen® is a registered trademark of Lebanon Seaboard Corporation.
 26. Preen works so you don't have to®
 27. Press to reseal
 28. Prevents new weeds* for [up to] 4 months]
 29. Prevents weeds* up to four months
 30. 4 month weed* preventer
 31. Prevents [both] grasses and broadleaf weeds* [with one application] [before they get started]
 32. Prevents [(bittercress, bluegrass, buttercup, crabgrass, foxtail, dallisgrass, speedwell, knotweed, pigweed, carpetweed, black medic, goosegrass, Carolina geranium, spurge, woodsorrel , chickweed, henbit, purslane,)] and many other weeds*
 33. Prevents [(bittercress, bluegrass, buttercup, crabgrass, foxtail, dallisgrass, speedwell, knotweed, pigweed, carpetweed, black medic, goosegrass, Carolina geranium, spurge, woodsorrel , chickweed, henbit, purslane,)] and other common weeds*
 34. Prevents the toughest weeds*
 35. Prevents tough southern weeds* like [(bittercress, bluegrass, buttercup, crabgrass, foxtail, dallisgrass, speedwell, knotweed, pigweed, carpetweed, black medic, goosegrass, Carolina geranium, spurge, woodsorrel , chickweed, henbit, purslane,)]
 36. Prevents weeds* [up to] [for] [(3, 4) months]
 37. Prevents weeds* all season [long]

38. Prevents Weeds* in Ornamental beds and around Bulbs, Flowers, Roses, Ground Covers, Ornamental Grasses, Shrubs & Trees
39. Prevents weeds* without harm(*) [(*)Please refer to plant list where product can be used] [(*)When used as directed]
40. Proof of Purchase
41. Provides [up to] 4 months weed* control
42. Ready To Use Granules with Built In Applicator (for plastic containers)
43. Reusable [Preen] Bottle (for plastic containers)
44. For use around Pansies
45. Season long weed* preventer
46. See inside booklet for complete directions for use[, and]plant listings[, & precautionary statements]
47. Simply press to close
48. Southern Garden Weed Preventer
49. Southern Weed Preventer
50. Specially formulated for southern gardens
51. Specially formulated for southern climates
52. Sprinkle around listed flowers, trees, shrubs
53. Sprinkle around listed flowers trees and shrubs
54. Sprinkle once to prevent weeds* all season
55. Sprinkle once to prevent weeds* [up to 4 months]
56. Sprinkle once to prevent weeds* [for 4 months]
57. Sprinkle around listed flowers, trees, shrubs [every 4 months]
58. Stop weeds* before they start!
59. Stop weeds* before they startTM
60. Stop weeds* before they start around listed flowers, trees, shrubs
61. Stops weeds* before they start
62. Southern Formula
63. The Flower and Garden Weed Preventer
64. This WORK-SAVER product prevents weeds* in one [easy] application.
65. To open [cut along dotted line] [twist off cap and remove inner seal]
66. Try Other Preen Products!
 - Preen Lawn Stepsaver Weed Control Plus Fertilizer
 - Preen Weed & Grass Killer
 - Preen Mulch Plus
 - Preen Weed Preventer with Brilliant Blooms Fertilizer
 - Preen Landscape Weed Control Fabric
67. Use [only] around listed flowers, trees [and or &] shrubs
68. Use around listed flowers, trees [and or &] shrubs
69. Visit www.preen.com
70. Won't wash away
71. Works all season long
72. for Southern Gardens
73. [Protects] [against weeds*] all season long
74. EASY TO USE APPLICATOR [Insert Image]
75. for [Warmer] [Warm][Hot] Climates
76. For Southern [flower] [Beds] [climates] [gardens] [landscapes]

77. Heat Smart Formula [for Southern Gardens]
78. See inside booklet for complete directions for use, plant listings, & precautionary statements
79. Shake on Mulch Every 4 Months [with placeholder pictogram Shaker and product]
80. Visit www.preen.com
81. Try [these] other Preen products:
 - [Preen Organic Vegetable Garden Weed Preventer]
 - [Preen Fabric]
 - [Preen Lawn Weed Control]
 - [Preen Lawn Crabgrass Preventer]
 - [Preen Lawn Crabgrass Preventer Plus Fertilizer]
 - [Preen Lawn Fall Weed Control Plus Fertilizer]
 - [Preen Lawn Stepsaver Weed Control Plus Fertilizer]
 - [Preen Lawn Weed & Feed]
 - [Preen Mulch Plus]
 - [Preen Organic Vegetable Garden Weed Preventer]
 - [Preen Lawn StepSaver Weed Control]
 - [Preen Vegetable Garden Weed Preventer]
 - [Preen Lawn Broadleaf Weed Control]
 - [Preen Weed & Grass Killer]
 - [Preen Lawn Weed Killer]
 - [Placeholder for other Preen Products]



82. (MST – Mobile Scan Tag / black & white)
83. QR Code Image



84. (Scan the code to watch how Preen's Battery Powered Spreader (works)(makes preventing weeds easier than ever.) (or visit www.xxx.com))



85. (Scan the code to watch how Preen prevents weeds (or visit <http://www.preen.com/preventweeds>))

86. **Preen Guarantee**

To the extent consistent with applicable law, Lebanon Seaboard Corporation guarantees you will be satisfied with the performance of this product when used as directed, or your money back. If not satisfied, describe the nature of your problem, and

send with proof of purchase to Lebanon Seaboard Corporation, 1600 East Cumberland St., Lebanon, PA 17042.

To the extent consistent with applicable law, the manufacturer makes no warranties, expressed or implied, concerning this product or its use, which extend beyond the description on the face hereof. All statements made concerning this product apply only when used as directed.

- 87. No roots, no weeds*, no weeding
- 88. Prevents weeds* from germinating
- 89. Blocks weeds* for(4) (four) months guaranteed
- 90. Stops weeds* before they grow
- 91. Prevents weeds* for (4) (four)months
- 92. [Product name] with weed barrier technology
- 93. [Product name] with weed growth inhibitor
- 94. [Product name] with weed defense technology
- 95. [Product name] with seed block technology
- 96. Prevents weeds* around your flowers, trees and shrubs (for up to) (4) (four)months (guaranteed)

Place holder pictogram (example) of flowers with mulch



97.



98.

99. [Blocks weed seeds (from germinating)(for 4 months)]

100. [Stop(s) weeds* before they start(!)]

101. [Blocks (weed) seed germination]



102.



103.



104. [Guaranteed][!] (to be used with icon above)

105. [[Reapply] every 3 months]

106. [3 month(s) [weed*] prevention [guaranteed] [!]]



- 107. [Guaranteed][!] (to be used with icon above)
- 108. [[Reapply] every 4 months]
- 109. [4 month(s) [weed*] prevention [guaranteed][!]]



- 110.
- 111. [Guaranteed][!] (to be used with icon above)
- 112. [[Reapply] every 3 months]
- 113. [3 month(s) [weed] prevention [guaranteed] [!]]



- 114.
- 115. [Guaranteed][!] (to be used with icon above)
- 116. [[Reapply] every 4 months]
- 117. [4 month(s) [weed*] prevention [guaranteed] [!]]



- 118.
- 119. [[Blocks][Prevents] weeds* [for] [up to] 3 months (guaranteed)(!)]
- 120. [[Reapply] every 3 months]
- 121. [3 month(s) [weed*] prevention [guaranteed] [!]]



122.
 123. [[Blocks] [Prevents] weeds* [for] [up to] 4 months (guaranteed)(!)]
 124. [[Reapply] every 4 months]
 125. [4 month(s) [weed*] prevention [guaranteed] [!]]
 126.
 127. [Won't harm listed (flowers) (trees) (&/and) (shrubs)] [!]]
 128. [Use around listed flowers, trees and [&] shrubs]



129.
 130. [3 month prevention [guaranteed]] [!]]
 131. [4 month prevention [guaranteed]] [!]]
 132. [Apply any [growing] season]
 133. [Apply throughout the growing season]
 134. [Apply spring, summer or fall]



135.



- 136.
- 137. [Use around listed flowers, trees and [&] shrubs]
- 138. [Won't harm listed (flowers) (trees) (&/and) (shrubs)] [!]

*See Use Directions for complete list of treated weeds.

Weed Control –

- 1. 4 Month Weed* Control
- 2. Prevents [new] weeds* for [up to] 4 Months [guaranteed]
- 3. Prevents [tough] [southern] weeds* including (select weeds from list) [and other common weeds*]
- 4. Prevents the toughest[southern] weeds*
- 5. Stop[s] Weeds* Before They Start!
- 6. Stops [new] Weeds* for [up to] 4 Months [guaranteed]
- 7. Stops [new] weeds* [all season] [guaranteed]
- 8. Weed images (any from list)
- 9. Weed*-fighting formula

*See Use Directions for complete list of treated weeds.

Claims regarding POWER Applicator Cap

- 1. [1] [2] [AA] [AAA] Batteries [included]
- 2. Includes [1] [2] [AA] [AAA] Batteries
- 3. [Reusable] [Built in] [Battery Powered] [Motorized] [Power] [Spreader] [Dispenser] [Dispensing] [Cap] [Spout] [Applicator][Included]
- 4. Motorized!
- 5. Easy to use [applicator] [Spreader]
- 6. [Dispenses] [Flows] [Spreads] [Covers] [evenly,] [more precisely] [for better results] [for better weed prevention], [less work] [easily]
- 7. [Dispenses] [Releases] [Applies] [granules] [products] evenly
- 8. [For] [Provides] [allows for] [even] [precise] [coverage] [application]
- 9. [Easy] [EZ] [Flow] [Even Flow] [MaxControl] [Battery Powered] [Automatic] [Auto] [Shaker] [Power] [Applicator]

10. [Spreader] [Dispenser]
11. Fast [and, &] [Easy] shake-free [dispensing][applicator][dispenser] [spreader] [just hold and go [and/&] follow all label directions]
12. [Just] hold and go [and/&] follow all label directions!
13. Image of cap with product dispensing
14. [Require(s)] [1] [2] [AA] [AAA] Batteries [(included]
15. [XX]% more [product] [coverage]
16. Applicator [Scoop] Included [pictogram placeholder for applicator]
17. Automatic motor shut-off when lid is closed
18. Bonus size [XX]% more [product] [coverage]
19. Bonus size!
20. Bonus size [covers xx sq. ft.)
21. Special Value[!] [Bonus Value] [!]
22. Preen [weeds] [covers] more
23. Applies [granules] xx times as fast as shaking!
24. Value Pack [!]
25. Includes [Preen] [Battery Powered] [Spreader] [Dispenser] [Dispensing] [Applicator][Cap] [Spout] and [1] [2] [specify weight] refill bag[s] [pictogram]
26. Easy to Apply – Just shake on
27. [Easy to Apply-] No Shaking!
28. EASY TO USE APPLICATOR [Insert image]
29. [For] [Provides] [uniform] [even] [accurate] coverage
30. [Allows for] [Provides] more precise application
31. Follow manufacturer's directions for battery disposal.
32. For [an] [even] [uniform] even flow [and more precise application]
33. Just Flip Open & Hold [and/&] follow all label directions
34. [Just] flip open and go [and/&] follow all label directions
35. Lift here to open(Peel here) [pictogram of an arrow]
36. No shaking!
37. Press to reseal
38. Ready To Use Granules with Built In [Shaker] Applicator [for rigid plastic containers]
39. Reusable [battery-powered] [power] [applicator] [fits all Preen bottles] [See use directions for reuse instructions.]
40. Reusable Container. See use directions for reuse instructions.
41. Releases [distributes] product evenly [for uniform coverage] [for best results]
42. Saves time
43. Shake on Mulch Every 4 Months [with placeholder pictogram Shaker [applicator] and product]
44. Apply on mulch every [3] [4] months (with pictogram or image of product)
45. Simply press to close
46. Dispose of batteries as per manufacture's direction.
47. To replace batteries, open battery door [loosen and remove screws in underside of cap to reveal battery housing]
48. When storing container at end of season, remove batteries [to prevent leakage].

49. Applicator instructions [Getting Started] [First time use] [Spreader Instructions] [Note to reviewer: # 50, # 51 and #52 are optional directions to replace #49. The bracketed numbers and letters below are optional and bullets can be used.]
 Read entire label for important precautions and use directions before using.
 [1.] Unscrew [applicator] cap [pictogram or image]
 [2.] Remove seal from top of bottle [container] [pictogram, icon or image]
 [3.] Remove tab to activate batteries [pictogram, icon or image]
 [4.] Replace [applicator] cap [pictogram, icon or image]
 [5.][Flip (insert color) top up [pictogram, icon or image]
 [6.] [Tilt away from face before turning on]
 [7.] To begin spreading, tilt bottle [container] [toward ground] and turn [flip] [select color] power [button] [switch] to on position. [Pictogram, icon or image]
 [8.] Apply as directed.
 [9.] Simply press to close.
 [Optional steps 5 and 6 may replace steps 5-7]
 [5.] To begin spreading, open top, turn on power [button] [switch] and tilt bottle.
 [Pictogram, icon or image]
 [6.] Apply as directed.
50. [Getting Started] [Applicator Instructions] [Spreader Instructions]
 Read entire label for important precautions and use directions before using.
 (a) Unscrew [applicator] cap and remove seal from top of bottle; replace cap.
 (b) [Flip open top], [and](open) [remove](battery cover and) pull [vinyl] tab to activate batteries.] [we'd like this direction b, e and f to be optional.]
 (c) To begin spreading, [flip open] [top] [and] turn on [color] power switch.
 (d) Tilt bottle [at 45-degree angle] toward ground and [hold steady as you] apply [as directed] [pictogram or image]
 (e)[If motor (gets clogged) [stops][stops working], turn power switch [to] off [position] and manually rotate the [color](dial) [disc] on top of (the) (cap) [lid] [spout cap] to dislodge (granules) [product]. Turn power back on to resume application.)
 (f)([Simply] Press to close (- motor automatically shuts off when lid is closed].)
51. [Getting Started] [Applicator Instructions] [Spreader Instructions]
 Read entire label for important precautions and use directions before using.
 (a) Unscrew cap. Remove seal from top of bottle. Replace cap.
 (b) (Pull tab to activate batteries) direction b is optional here.
 (c) To begin spreading, (flip) open top, turn on power switch, and tilt bottle (toward ground)
 (d) Apply as directed.
 (e) (If motor (gets clogged) [stops][stops working], turn power switch [to] off [position] and manually rotate the [color](dial) [disc] on top of (the) (cap) [lid] [spout cap] to dislodge (granules) [product]. Turn power back on to resume application.) [direction E is optional here]
 (f) (Simply) press to close) [direction F is optional here]
52. [Tips for Use] [Getting Started] [Instructions]
 [a.] [Unscrew [applicator] cap] [and] [remove protective seal from] (cap) [top of bottle] [top of container]. [Note to the reviewer this step is optional]


- [b.] [Open battery door and] remove tab to activate batteries [Note to the reviewer this step is optional]
 - [c.] Turn power switch on while [bottle] [container] [spreader] is in an upright position, [and][then] tilt [bottle] [container] [spreader] toward ground [at a 45-degree angle].
 - [d.] Adjust the angle of the [bottle] [container] [spreader] to control the flow
 - [e.] When finished, turn power off while [bottle] [container] [spreader] is still pointed downward. [Note to the reviewer this step is optional]
 - [f.] Hold [bottle] [container] [spreader] steady [and apply as directed] [and apply in an even back and forth motion] [Note to the reviewer this step is optional]
 - [g.] If motor (gets clogged) [stops] [stops working], turn power switch [to]off [position]and manually rotate [the] [color] (dial) [disc] on top of(the)[cap] (lid) [spout cap] [counterclockwise] [clockwise] [in direction of arrow] to dislodge(granules) [product] . [Turn power back on to resume application.] [Note to the reviewer this step is optional]
 - [h.] Pictogram of proper use of spreader. [Note to the reviewer this step and pictogram are optional]
 - [i.] Use protective eyewear when using battery powered cap. [Note to the reviewer this step is optional].
53. Up to [X minutes] of continuous spreading
 54. For maximum control
 55. For [greater] [more accurate] coverage [accuracy]
 56. Battery [shelf] life [up to X hours] [up to X years]
 57. Battery lasts x hours
 58. Battery Powered [cap] [for even coverage]
 59. Visit www.preen.com for gardening [and weed prevention] tips, [and] [valuable offers] [and more information on Preen products.]
 60. Instant Savings!
 61. [\$1.50] [\$2.00] [\$2.50] [\$3.00] [\$4.00] [\$5.00] off [regular price] [visit www.Preen.com for details] [see store associate for details]
 62. [\$1.50] [\$2.00] [\$2.50] [\$3.00] [\$4.00] [\$5.00] off a future [Preen] purchase [of select Preen Products.] [Visit www.Preen.com for details.] [see store associate for details]
 63. [\$1.50] [\$2.00] [\$2.50] [\$3.00] [\$4.00] [\$5.00] rebate [Visit www.Preen.com for details.] [see store associate for details]
 64. [\$1 - \$10] Rebate (–) Visit [www.Preen.com or Preen.com] for offer details [, & complete terms & conditions.] [Expires [place holder for DATE].] [Limit 1 request per household.] [Void where prohibited.]
 65. [Specify weight] Refill [size][bag]



66.

Enter for a chance to win! Preen [\$2,500] [\$x,xxx] Garden Makeover or one of our monthly prizes. Visit Sweeps.Preen.com and enter today!

No purchase necessary. Sweepstakes Ends [10/31/2017] [xx/xx/xxxx.] Open to legal residents of 50 U.S. and D.C. Aged 18 and Older. Void where prohibited. See official Rules at Sweeps.Preen.com



67.

68. [Battery Powered] [Cap] [Spreader] [Applicator] [for even coverage] [batteries included]]

69. [[Easy to use] battery [operated] [powered] [applicator]]

OPTIONAL MARKETING CLAIMS FOR XERSCAPE/SOUTHWEST/ROCK GARDENS POSITIONING:

1. For water saver gardens
2. For water efficient gardens
3. For water wise gardens
4. Conserve water – prevent weeds*
5. Don't waste water on weeds
6. For the water efficient garden
7. Prevent weeds* – conserve water
8. Prevents water-robbing weeds* for 4 months

9. Prevents water-robbing weeds* around ornamental plants for 4 months
10. Prevents water-robbing weeds* in ornamental gardens for 4 months
11. For your xeriscape garden
12. A weed barrier for xeriscape gardens
13. Xeriscaping without the weeds*
14. A weed barrier for southwest gardens
15. Prevention: your best defense against weeds*
16. 1 application prevents weeds* for 4 months
17. [Includes] [With] 4 month Weed Barrier [technology]
18. Four months of weed prevention [protection] in the [southwest] garden
19. Four months of [southwest] weed prevention [protection]
20. Prevents weeds* around [southwest] trees, shrubs and flowers [for 4 months]
21. Prevents weeds* around [southwest] ornamental plants [for 4 months]
22. Prevents weeds* in [southwest] [ornamental] [rock] [xeriscape] gardens for 4 months
23. [For best weed* control], reapply every 4 months

*See Use Directions for complete list of treated weeds.

(Killing vs. Prevention)

[Killing weeds vs. weed prevention]
 [Killing weeds vs. preventing weeds]

(Killing) (Weeds)

1. Requires pulling or spraying and eliminates weeds already above ground
2. Killing eliminates weeds already above ground
3. Pulling or spraying eliminates weeds already above ground
4. To kill the weed you must remove plant, roots and all.
5. To eliminate (the) (each) weed you must remove roots and all
6. (Ongoing) (Constant) weed growth requires continuous weeding by hand
7. (Ongoing) (Constant) weed growth requires [regular] [continuous] weeding by hand
8. Continual weed growth requires [regular] weeding by hand
9. Steady weed growth requires [regular] [continuous] weeding by hand
10. Consistent weed growth requires [regular] [continuous] weeding by hand
11. Persistent weed growth requires [regular] [continuous] weeding by hand
12. (Ongoing) (Constant) weed growth requires continuous weeding by hand (or) [and] use of (chemicals)(weed killer sprays)
13. Seasonal weed growth requires continuous weeding by hand
14. Seasonal weed growth requires [regular] [continuous] weeding by hand
15. Seasonal weed growth requires continuous weeding by hand (or) [and] use of (chemicals)(weed killer sprays)
16. (Ongoing) (Constant) seasonal weed growth requires continuous weeding by hand

17. (Ongoing) (Constant) seasonal weed growth requires [regular] [continuous] weeding by hand
18. Fast growing seasonal weeds require [regular] [continuous] weeding by hand
19. (Ongoing)(Constant) seasonal weed growth requires continuous weeding by hand (or) [and] use of (chemicals)(weed killer sprays)
20. To eliminate (the) (each) weed you must remove (the) plant, roots and all.
21. To eliminate (the) (each) weed you must remove roots and all
22. To eliminate (the) (each) weed you must remove (its) roots
23. To kill (the) (each) weed you must remove (the) plant, roots and all.
24. To kill (the) (each) weed you must remove roots and all
25. To kill (the) (each) weed you must remove(its) roots
26.
 - Weed(s))
 - Weed Roots)
 - Broken stem)
 - Soil)
 - (constantly growing) Weed seeds)
27. [Pulling or spraying only eliminates weeds already above ground]

(3D Imagery Optional)



(2D imagery Optional)



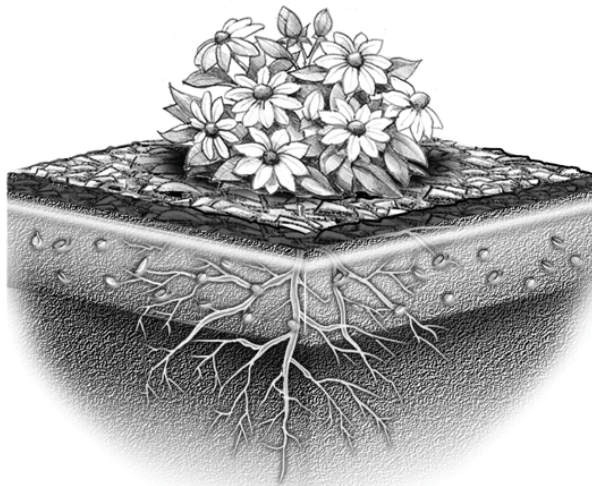
(Preventing) (Weeds)

1. Preventing creates a (weed) barrier that (keeps)(prevents) (stops) weeds* from germinating
2. Preventing creates a (weed) barrier that (keeps)(prevents) (stops) weed* seeds from germinating
3. Preventing creates a (weed) barrier that (keeps)(prevents) (stops) weeds* when they are seeds
4. Preventing creates a protective barrier that (keeps)(prevents) (stops) weeds* from germinating
5. Preventing creates a protective barrier that (keeps)(prevents) (stops) weed* seeds from germinating
6. Preventing creates a protective barrier that (keeps)(prevents) (stops) weeds* when they are seeds
7. (Product name) creates a (weed) barrier that (keeps)(prevents) (stops) weeds* from germinating
8. (Product name) creates a (weed) barrier that (keeps)(prevents) (stops) weed* seeds from germinating
9. (Product name) creates a (weed) barrier that (keeps)(prevents) (stops) weeds* when they are seeds
10. (Product name) creates a protective barrier that (keeps)(prevents) (stops) weeds* from germinating
11. (Product name) creates a protective barrier that (keeps)(prevents) (stops) weed* seeds from germinating
12. (Product name) creates a protective barrier that (keeps)(prevents) (stops) weeds* when they are seeds
13. (Creating a) [Product name] (weed) barrier STOPS WEEDS* before they start!
14. (• (Vibrant)(strong) (vivacious)(hardy) (robust)(sturdy)(vital)(flourishing)(lush) (resilient)(lasting)(stable)(staunch) (prospering)(garden) Plant(s))
(• Mulch)
(•[Product name] Weed Barrier
(• Weed(s)(seeds))
(• Roots)
(• Soil)
(• Creates Weed Barrier)
(• Stops weed(s)* (seeds) from growing)
((• Stops weed(s)* (seeds) from germinating)
((•Prevents weed(s)* (seeds) from germinating)
15. [Product name] Weed Barrier (prevents) (keeps)(stops) weeds* from germinating
16. [Product name] Weed Barrier (prevents) (keeps)(stops) weed* seeds from germinating
17. [Product name] Weed Barrier technology (prevents)(keeps)(stops) weeds* from germinating
18. [Product name] Weed Barrier technology (prevents)(keeps)(stops) weed* seeds from germinating
19. Prevent weeds* by (stopping) (halting) (controlling) their germination
20. Control weeds* by (stopping) (halting) (controlling) their germination
21. [Product name] allows established plants to (grow) (survive)(flourish).

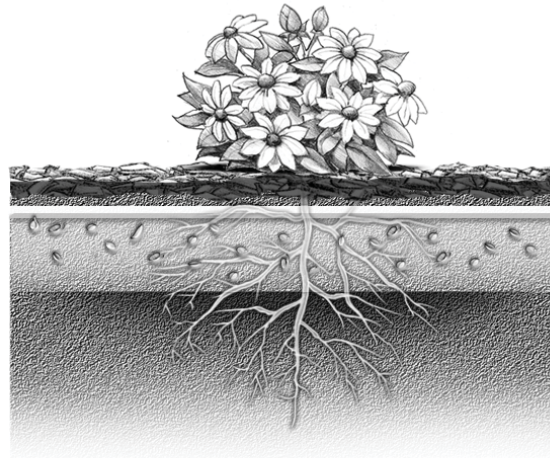
22. [Product name] (weed) barrier prevents weeds* (for) (4) (four) (months.)
23. [Product name] protective barrier prevents weeds* (for) (4) (four) (months.)
24. [Product name] (weed) barrier blocks weeds (for) (4) (four) (months.)
25. [Product name] protective barrier blocks weeds* (for) (4) (four) (months.)
26. [Product name] (weed) barrier keeps weeds* under control for (4) (four) months.
27. [Product name] protective barrier prevents weeds* from germinating (for) (4) (four) (months.)
28. [Product name] protective barrier prevents weed* seeds from germinating (for) ((4) (four) (months.)
29. [Product name] barrier prevents weeds* from germinating (for) (4) (four) (months.)
30. [Product name] weed barrier prevents weeds* from germinating (for) (4) (four) (months.)
31. (Stop) (block) weeds* with [Product name] (weed) barrier (technology)
32. Weed* seeds are stopped by [Product name] (weed) barrier (technology)
33. [Preventing creates a weed barrier that stops weeds* from germinating]

*See Use Directions for complete list of treated weeds.

(3D Imagery Optional)



(2D imagery Optional)





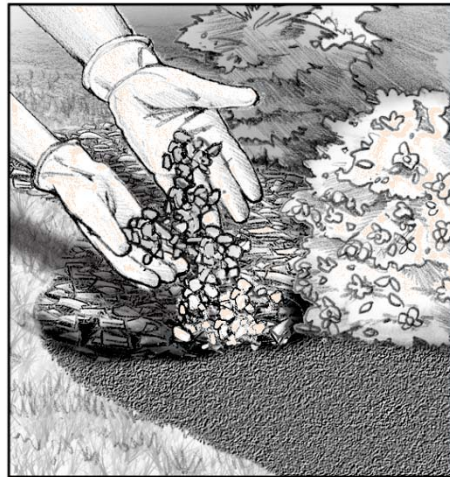
The Preen Routine

[Note to the reviewer that all these visuals below for the Preen Routine are to be optional]

(4) (Four) (easy) (simple) (steps to weed prevention)



(1.) (One) Remove existing weeds



(2.) (Two) Apply mulch



(3.) (Three) Sprinkle[Product name]
(product)(granules) evenly



(4.) (Four) Water ([Product
name](product) (granules)]into soil

(Reapply [Product name] (product) every (4) (four) (months)

(Weeds grow throughout the season) It's never too late or too early to apply [Product name]
(during the growing season.)

(Without Preen)
(Untreated)



(With Preen)
(Treated)



(Represents actual results)
(Actual results may vary by weather)