



OFFICE OF CHEMICAL SAFETY AND POLLUTION PREVENTION

WASHINGTON, D.C. 20460

November 11, 2025

Lebanon Seaboard Corporation
c/o Fredric (Freddy) Shelley, Authorized Agent
Wagner Regulatory Associates, Inc.
P.O. Box 640
Hockessin, DE 19707

Subject: Label Amendment – Formatting Update and Addition of State Restriction
Registration Review Label Amendment – Incorporating Mitigation Measures
from the Registration Review Interim Decision for Trifluralin
Product Name: Preen Garden Weed Preventer Plus Fertilizer
EPA Registration Number: 961-407
Application Date(s): March 20, 2020, November 25, 2024
Case Number/Decision Number: 472671 (decision 561225), 638450

Dear Freddy Shelley:

The amended label referred to above, submitted in connection with registration under the Federal Insecticide, Fungicide, and Rodenticide Act (FIFRA), as amended, is acceptable. This approval does not affect any conditions that were previously imposed on this registration. You continue to be subject to existing conditions on your registration and any deadlines connected with them.

The Agency, in accordance with FIFRA, as amended, has completed reviewing all the information submitted with your application to support the Registration Review of the above referenced product in connection with the trifluralin Interim Decision. The Agency has concluded that your submission is acceptable.

A stamped copy of your labeling is enclosed for your records. This labeling supersedes all previously accepted labeling. *The next label printing of this product must use this labeling unless subsequent changes have been approved.* You must submit one copy of the final printed labeling before you release the product for shipment with the new labeling. In accordance with 40 CFR 152.130(c), you may distribute or sell this product under the previously approved labeling for 12 months from the date of this letter. After *12 months*, you may only distribute or sell this product if it bears this new revised labeling or subsequently approved labeling. “To distribute or sell” is defined under FIFRA section 2(gg) and its implementing regulation at 40 CFR 152.3.

Should you wish to add/retain a reference to the company's website on your label, then please be aware that the website becomes labeling under FIFRA and is subject to review by the Agency. If the website is false or misleading, the product would be misbranded and unlawful to sell or distribute under FIFRA section 12(a)(1)(E). 40 CFR 156.10(a)(5) lists examples of statements EPA may consider false or misleading. In addition, regardless of whether a website is referenced on your product's label, claims made on the website may not substantially differ from those claims approved through the registration process. Therefore, should the Agency find or if it is brought to our attention that a website contains false or misleading statements or claims substantially differing from the EPA approved registration, the website will be referred to the EPA's Office of Enforcement and Compliance.

Your release for shipment of the product constitutes acceptance of these conditions. If these conditions are not complied with, the registration will be subject to cancellation in accordance with FIFRA section 6.

If you have any questions, please contact Rebecca Lasko at 202-565-2469 or at lasko.rebecca@epa.gov.

Sincerely,

Kable Bo Davis

Kable Bo Davis; Senior Advisor
Office of Pesticide Programs
Registration Division, Immediate Office

Enclosure

{MASTER LABEL}

TRIFLURALIN

GROUP

3

HERBICIDE

PREEN® GARDEN WEED PREVENTER PLUS FERTILIZER

{Alternate Brand Names}

[Preen Garden Weed Preventer Plus Plant Food]

[Preen Weed Preventer with Brilliant Blooms Fertilizer]

[Preen Weed Preventer Plus Plant Food]

[Preen (Garden) Weed Barrier Plus Plant Food]

[Preen (Garden) Weed Inhibitor Plus Plant Food]

[Preen (Garden) Weed Shield Plus Plant Food]

[Preen (Garden) Weed Eliminator Plus Plant Food]

[Preen (Garden) Weed Defense Plus Plant Food]

ACCEPTED

11/11/2025

Under the Federal Insecticide, Fungicide
and Rodenticide Act as amended, for the
pesticide registered under
EPA Reg. No. 961-407

NOT FOR USE ON LAWNS

ACTIVE INGREDIENT:

BY WT %

Trifluralin 1.47%

OTHER INGREDIENTS: 98.53%

TOTAL 100.00%

(L) (D)

EPA Reg. No. 961-407

EPA Est. No. 961-PA-01:961-IL-01

Cas No. 1582-09-8

Superscript used is first letter of lot number.

GUARANTEED ANALYSIS

Total Nitrogen (N)	XX%
X.X% Ammoniacal Nitrogen	
X.X% Water Insoluble Nitrogen	
X.X% Urea Nitrogen	
X.X% Other Water Soluble Nitrogen	
Available Phosphate (P2O5)	XX%
Soluble Potash (K2O)	XX%

Nutrient Sources: (Guaranteed Analysis and Nutrient Sources to be supplied based on fertilizer analysis used by manufacturer.)

{The following statement must appear (relevant to the fertilizer guarantee:}

{For products distributed in the State of Washington, the following statement must appear:}

[*Note: Information regarding the contents and levels of metals in this product is available on the internet at <http://www.regulatory-info-lebsea.com>.]

{If the fertilizer guarantee contains iron, the following statement must appear:}

[*Note:][*Notice:]This product contains the secondary nutrient iron. Iron may stain concrete surfaces and should not be applied on dry or water dampened concrete and should be removed from these areas promptly after application by sweeping or blowing. **DO NOT** wash off with water.]

KEEP OUT OF REACH OF CHILDREN

CAUTION

{Optional referral statements when booklets and container labels are used:}

[See back panel for First Aid and additional Precautionary Statements.]

[See label booklet for [complete] [additional] [First Aid,] [Precautionary Statements], [Directions For Use][,] [and] [Storage and Disposal].]

[MANUFACTURED [FOR] [BY]: [Distributed [For:]] [By:]] [Produced [By:]] [For:]

LEBANON SEABOARD CORPORATION

1600 EAST [E.] CUMBERLAND STREET [St.]

LEBANON, PA 17042

[1-800-233-1067][717-272-1685]
[Made in the USA.]

[Covers] [X,XXX] Square Feet [SQUARE FEET] [SQ. FT.] [Sq. Ft.]
[Net Weight:] [Net Wt.:] [xx] [lbs.] [LBS.] [POUNDS] (xx.xx kg) [(XX.XX KG)]
[Treats: XX,XXX] [Sq. Ft.] [SQ.FT.] [Square Feet] [SQUARE FEET]
[Net Contents:]

PRECAUTIONARY STATEMENTS HAZARDS TO HUMANS AND DOMESTIC ANIMALS

CAUTION

Causes moderate eye irritation. Wear protective eyewear. Harmful if swallowed, inhaled or absorbed through the skin. Avoid contact with eyes, skin or clothing. Users should remove clothing immediately if pesticide gets inside. Then wash thoroughly and put on clean clothing. Prolonged or frequently repeated skin contact may cause allergic reaction in some individuals. Wash hands before eating, drinking, chewing gum, using tobacco or using the toilet.

User Safety Recommendations:

- Users should wash hands before eating, drinking, chewing gum, using tobacco, or using the toilet.
- Users should remove clothing immediately if pesticide gets inside. Then wash thoroughly and put on clean clothing.

FIRST AID

IF IN EYES:	<ul style="list-style-type: none">• Hold eye open and rinse slowly and gently with water for 15-20 minutes.• Remove contact lenses, if present, after the first 5 minutes, then continue rinsing eye.• Call a poison control center or doctor for treatment advice.
IF SWALLOWED:	<ul style="list-style-type: none">• Call a poison control center or doctor immediately for treatment advice.• DO NOT induce vomiting unless told to do so by a poison control center or doctor.• Have person sip a glass of water if able to swallow.• DO NOT give anything to an unconscious person.
IF ON SKIN OR CLOTHING:	<ul style="list-style-type: none">• Take off contaminated clothing.• Rinse skin immediately with plenty of water for 15-20 minutes.• Call a poison control center or doctor for treatment advice.
IF INHALED:	<ul style="list-style-type: none">• Move person to fresh air.• If person is not breathing, call 911 or an ambulance, and then give artificial respiration, preferably mouth-to-mouth if possible.• Call a poison control center or doctor for treatment advice.

HOTLINE NUMBERS

Have the product container or label with you when calling a poison control center or doctor, or going for treatment. For Emergency Medical Information call **(888) 208-1368**.

ENVIRONMENTAL HAZARDS

This pesticide is extremely toxic to freshwater marine, and estuarine fish and aquatic invertebrates including shrimp and oyster. **DO NOT** apply directly to water. **DO NOT** apply in a manner which will directly expose canals, lakes, streams, ponds, marshes or estuaries to aerial drift. **DO NOT** contaminate water when disposing of equipment wash- waters or rinsate. To protect the environment, **DO NOT** allow pesticide to enter or run off into storm drains, drainage ditches, gutters or surface waters. Applying this product in calm weather will help to ensure that wind does not blow pesticide off the treatment area. Sweeping any product that lands on a driveway, sidewalk or street, back onto the treated area of the garden will help to prevent run off to water bodies or drainage systems.

NON-TARGET ORGANISM ADVISORY STATEMENT: This product is toxic to plants and may adversely impact the forage and habitat of non-target organisms, including pollinators, in areas adjacent to the treated site. Protect the forage and habitat of non-target organisms by following label directions intended to minimize drift.

DIRECTIONS FOR USE

It is a violation of Federal law to use this product in a manner inconsistent with its labeling.

PRODUCT INFORMATION

[Preen Garden Weed Preventer Plus Fertilizer] [or] [This product] works all season long. One easy application prevents weeds up to 3 months. This product contains an all-purpose fertilizer to promote beautiful color, blooms, foliage and strong root growth while helping to resist disease. This product can be used during the spring, summer or fall in flower and vegetable gardens, around ground covers, trees, and shrubs. Although this product will not kill existing weeds, it will prevent new listed weeds from sprouting - eliminating the need for difficult and time-consuming hand weeding. Without weeds, your valuable plants can grow larger and stronger. [Your beds will stay neat all season long!] There is no chance of overfeeding or burning your plants when used as directed.

[Spreader Chart] [Note to reviewer, rates of application allowed 3.4 lbs., 4.0 lbs., 5.3 lbs. and 8.0 lbs.; not to exceed 8.0 lbs.]

[SPREADER SETTINGS]

SPREADER	[SPEED]	[WIDTH OF COVERAGE]	[SETTINGS]
----------	---------	---------------------	------------

	[GROUND MPG]	[PTO RPM]	(FEET)]	[3.4] [4.0] [5.3] [8.0] [LBS./1,000 SQ. FT.]
[Brand name(s) of Spreader]	[X]	[X]	[X]	[X]
These settings were calibrated and field tested. However, age and condition of spreader, speed of operation, and evenness of terrain may require slightly different settings for desired coverage.				
If your spreader is not listed, or if you need a spreader setting, please call customer service at 1-800-233-0628 , Monday through Friday, 8 am. To 5 pm.				

[The following statement may appear when the application rate applies less than 1 pound of nitrogen per 1,000 sq. ft.:

[*Note:] Supplemental applications of lawn fertilizer are needed to achieve a minimum of 1 pound nitrogen per 1,000 sq. ft.]

Apply only to actively growing turf. Not for use on residential turf. **DO NOT** exceed [3.2] [XX] lbs. of total nitrogen per 1,000 sq. ft. annually.

[*In Pennsylvania: DO NOT exceed 0.9 lbs. of total nitrogen per 1,000 sq. ft. per application.]

[In Maryland, New Jersey, New York and Virginia: This fertilizer contains phosphorus and may not be used for lawn maintenance on turf in the states of Maryland, New Jersey, New York or Virginia except when:

1. Providing nutrients to specific soils and target vegetation as determined to be necessary in accordance with a soil test that was conducted by a laboratory* performed no more than 3 years before the application.
2. Establishing vegetation for the first time, such as after land disturbance, provided the application is conducted in accordance with the recommended application rates established by the State.
3. Re-establishing or repairing a turf area.]

[*In Maryland, the soil testing laboratory must be identified under Section 8-803.7 of the Agriculture Article, Annotated Code of Maryland.]

[In New Hampshire: This fertilizer contains phosphate. In New Hampshire, phosphate fertilizers may only be used for turf maintenance in golf courses, parks, athletic fields, and sod farms.]

[In the state[s] of [list the state or states] apply this product at no more than [xx] lb(s). of product per 1,000 sq. ft.]

{Note to reviewer: Justification for the above statement is that several states have restrictions on the maximum amount of nitrogen that can be applied per application. The fertilizer blend is adjusted to accomplish this.}

[The following statement may appear if application rate instructions specify different rates based on different regions in **Florida**:
[Optional fertilizer text for state of **Florida** when applicable] **Florida** Applications: [X] annual feedings [with the exception of [listed turfgrass species (X feedings in the north and X feedings in the central and south).] This package applies X.X lb(s). of product per 1,000 sq. ft.]

[For products sold in the state of **Florida**, the following statement may appear: [Optional text for state of Florida] We suggest that you follow the Golf Course BMP's at:

<http://www.dep.state.fl.us/water/nonpoint/docs/nonpoint/glfbmp07.pdf6.>]

<https://flgolfbmp.com/>

[For products sold in the state of Florida, the following statement may appear: [Optional text for state of Florida] **DO NOT** apply near water, storm drains or drainage ditches. **DO NOT** apply if heavy rain is expected. Apply this product only to your lawn/garden, and sweep any product that lands on the driveway, sidewalk, or street, back onto your lawn/garden.]

WEED RESISTANCE MANAGEMENT

For resistance management, this product is a Group 3 herbicide. Any weed population may contain or develop plants naturally resistant to this product and other Group 3 herbicides. The resistant biotypes may dominate the weed population if these herbicides are used repeatedly in the same field. Appropriate resistance management strategies should be followed.

To delay herbicide resistance, take one or more of the following steps:

- Rotate the use of this product or other Group 3 herbicides within a growing season with different herbicide groups that control the same weeds.
- Adopt an integrated weed management program for herbicide use that includes scouting and uses historical information related to herbicide use, and that considers cultural, biological varieties and other turf management practices.
- Scout after herbicide application to monitor weed populations for early signs of resistance development. Indicators of possible herbicide resistance include: (1) failure to control a weed species normally controlled by the herbicide at the dose applied, especially if control is achieved on adjacent weeds; (2) a spreading patch of non-controlled plants of a particular weed species; (3) surviving plants mixed with controlled individuals of the same species. If resistance is suspected, prevent weed seed production in the affected area by an alternative herbicide from a different group or by a mechanical method. Prevent movement of resistant weed seeds to other areas by cleaning equipment.
- If weed population continues to progress after treatment with this product, discontinue use of this product, and switch to

another management strategy or herbicide with a different mode of action, if available.

- Contact your sales representative, pest control advisors, or local extension specialist for additional pesticide resistance management and/or integrated weed management recommendations for specific types of plants and weed biotypes.

RESTRICTIONS

NOT FOR USE ON PLANTS BEING GROWN FOR SALE OR OTHER COMMERCIAL USE, OR FOR COMMERCIAL SEED PRODUCTION OR FOR RESEARCH PURPOSES. FOR USE ON PLANTS INTENDED FOR AESTHETIC PURPOSES, OR CLIMATIC MODIFICATIONS AND BEING GROWN IN ORNAMENTAL GARDENS.

- **DO NOT** apply this product in a way that will contact any person or pet, either directly or through drift. Keep people and pets out of the area during application.
- **DO NOT** apply to Ajuga, Myrtle or Pachysandra until it is well established, as injury may result.
- **DO NOT** apply [Preen Garden Weed Preventer Plus Fertilizer] [or] [this product] to muck soils or to soils containing more than 10% organic matter.
- **DO NOT** over-apply; injury may occur to subsequent crops which are sensitive to this product.
- **DO NOT** use with crops other than those listed on this label.
- **This product is not for use on lawns**, nor for use in enclosed areas, such as greenhouses.

PRECAUTIONS

To prevent possible staining to unintended surfaces, ex.: concrete, stone walks, vinyl surfaces, etc., sweep up stray granules as soon as possible.

ENTRY RESTRICTIONS

DO NOT allow people or pets to enter the treated area until dusts have settled. If product is watered-in, **DO NOT** enter or allow others to enter the treated areas (except those involved in the watering) until the watering-in is complete and the surface is dry.

ANNUAL WEEDS CONTROLLED

Grassy weeds: Barley, Hare; Barnyardgrass (Watergrass); Bluegrass, Annual; Brome; Cheat; Crabgrass; Cupgrass: Southwestern, Woolly; Fescue, Rattail; Foxtail; Guinea grass; Goosegrass; Johnson grass (from seed); Junglerice; Lovegrass; Oat, Wild; Panicum: Fall, Texas; Sandbur; Shattercane; Signalgrass (*Brachiaria*); Sprangletop; Stinkgrass; Wildcane; Witchgrass. [Also controls these] **broadleaf weeds:** Carelessweed; Carpetweed; Chickweed; Goosefoot; Henbit; Knotweed; Kochia; Lambsquarters; Nettle, Stinging; Pigweed; Puncturevine (Western U.S. only); Purslane; Pusley, Florida; Thistle, Russian.

THIS PREEN PRODUCT IS SUGGESTED FOR USE AROUND THESE ESTABLISHED PLANTS

Bulbs, Flowers, Ground Covers & Ornamental Grasses -- Aaronsbeard; Alyssum; Arctotis; Aster (perennial); Aster, Stoke's; Baby's breath; Balsam; Beard tongue; Bee balm; Begonia; Bellflower; Black-eyed susan; Bleeding heart; Bunge; Calendula; Calliopsis; Cape weed; Carex, Variegated; Carnation; Carpet bugle (*Ajuga*); Ceanothus; Centaurea, Velvet; Chrysanthemum; Coneflower, Purple; Coral bells; Coreopsis; Cornflower, Purple; Cosmos; Cotoneaster; Coyote bush, Dwarf; Crown vetch; Daffodil; Dahlia; Daisy: African, Painted, Shasta, Trailing African; Daylily; Descampsia; Dianthus; Dusty miller; Fern, Asparagus; Fescue, Blue; Floss flower (*Ageratum*); Forget-me-not; Four o'clock; Foxglove; Gaillardia; Gayfeather; Gazania; Geranium; Germander; Geum; Gladiolus (corms more than 1" in diameter); Golden glow; Grass: Beech, Dwarf Mondo, Eulalia, Fountain, Mascarene, Mondo, Pampas, Ribbon, Zoysia; Guara; Hakonechloa, Golden; Hollyhock; Hosta, Albo-marginata; Hyacinth; Ice plant: Largeleaf, Trailing, Trailing rosea, White; Impatiens; Iris, Bulbous; Ivy: Algerian, California, English, Needlepoint; Ixora; Jasmine: Angelwing, Asaian; Lamb's ears; Lavender, English; Lily turf: Big blue, Green/creeping, Lilac beauty, Magestic, Silvery sunproof, Variegated liriopoe, White; Lily-of-the-nile; Lobelia; Lupine (*Lupinus*); Marigold; Marigold, Cape (*Dimorphotheca*); Morning-glory; Myoporum; Narcissus; Nicotiana; Ozark sundrop; Periwinkle (*Vinca*); Peter Pan, Dwarf; Petunia; Phlox; Pincushion flower (*Scabiosa*); Plumbago, Dwarf; Poppy, California; Portulaca; Rockrose; Rose; *Rudbeckia*; Rupturewort; Salvia; Silver mound; Snapdragon; Snow-in-summer; Snow-on-the-mountain; Speedwell; Spurge, Japanese; St. John's wort; Statice; Stock; Stonecrop (*Sedum*); Strawberry, Beach; Sunflower; Sweet alyssum; Sweet pea; Sweet sultan; Sweet william; Thrift; Tickseed; Tulip; Verbena; Wire plant; Wirevine, Creeping; Yarrow (*Achillea*); Zinnia.

Shrubs -- Abelia; Edward Goucher, Glossy; Acacia: Abyssinica, Prostrate, Shoestring; Andromeda, Japanese; Arbutus: American, Aureus nana-dwarf golden, Emerald, Globosa-globe, Little giant-dwarf, Minima glauca-dwarf, Nigra-dark American, Pyramidalis-pyramid, Rheingold, Techny; Azalea; Bamboo: Compacta-dwarf, Harbour dwarf-heavenly, Heavenly, Nana-compacta-heavenly, Nana purpurea-heavenly, Woods dwarf heavenly; Barberry: Atropurea-redleaf Japanese, Aurea-golden Japanese, Crimson pygmy, Japanese, Mento, Rose glow, William Penn; Bottlebrush: Lemon, Weeping; *Bougainvillea*: Barbara Karst, California gold, Pink pixie, Scarlett O'Hara, Temple fire, Texas dawn; Boxwood: Common, Harlands, Japanese, Korean, Littleleaf; Broom: Hollandia-warminster, Lena-Scotch; Camellia: Japanese, Sasanqua; Cassia, Feathery; Century plant; Cherry: Carolina laurel, Dwarf pink flowering almond; Cinquefoil; Cleyera, Japanese; Cotoneaster: Bearberry, Cranberry, Himalayan, Praecox-early, Pyrenees, Rock, Zabel; Coyotebush; Cypress: Filifera-thread, Kosteri, Nana-dwarf Hinoki, Torulosa; Daphne, Fragrant; Deutzia; Dogwood: Baileyi red osier, Flaviramea-yellowtwig, Sibirica-Siberian; Elaeagnus; Euonymus: Canadale, Emerald'n gold, Silver king, Spreading, Sunspot, Variegated evergreen, Winged, Wintercreeper; Fern: Tassel, Japanese painted; Firethorn (*Pyracantha*); Forsythia; Gardenia: August beauty, Mystery, Radican; Guava, Pineapple; Hawthorn, India; Heather: Cornish, Purple bell, Mediterranean pink, Spring torch scotch; Hibiscus, Ross Estey; Holly; Honeysuckle: Cape, Trumpet; Hopseed bush; Ixora; Jessamine, Carolina; Juniper; Lantana; Laurel: American Cherry, Mountain; Leaf: Copper, Salal/lemon; Leucothoe: Coast, Drooping; Lilac: Common, Chinese, Wild; Lily-of-the-Valley: Forest flame, Mountain fire, Snowdrift, Templebells, Valley rose, Valley valentine; Mahonia: Creeping, Leather leaf; Maple: Amur, Coral bark Japanese, Dwarf Japanese; Mock orange; Myrtle: Crape, Wax; Oleander: Hardy red, Ruby lace; Osmanthus, Fortunes; Palm: Areca, Chinese fountain, Christmas, Pigmy date, Sago; Photinia, Fraser's; *Pieris Japonica*; Pine, Mugo-mugho; Pittosporum: Green,

Japanese, Wheeler's dwarf; Plumbago; Privet; Red Cedar, Eastern; Rhamphiolepis: Charisma-Monruce, En- chantress-Moness, Roundleaf, Springtime-Monme; Rhododendron; Robira; Rose; Rose, Ramanas; Rose of Sharon: Heart, Red bird, Woodbridge; Sakaki; Silverberry; Skimmia: Japanese, Reeve's; Smoke Tree: Royal purple, Coral beauty, Eichholz; Spiraea: Anthony Waterer, Bridal wreath, Dolchia, False, Japanese alpine, Shirobana, Vanhoutte; Sumac, African; Summersweet; Sweetpire, Henry Garnet holly leaf; Viburnum; Weigela; Willow; Woadwaxen; Wood- bine: Flowering, Serotina; Xylosma; Yew: Anglojap, Plum, Upright Japanese; Yewpine; Yucca.

Trees -- Ash: Shamel, White; Birch: European white, Paper, River; Blackgum; Bottle tree; Carrot wood; Cherry, Yoshino flowering; Coolibah tree; Cottonwood; Cypress: Arizona, Bald, Filicoides-fernspray, Gracilis-slender Hinoki, Squarrosa-moss, Swara false; Dogwood: Cloud nine, Flowering, Kousa; Elm, Chinese; Eucalyptus: Mealy, Redgum, Red ironbark, Silver dollar; Ficus, Mini; Fir: Balsam, Douglas, White; Florida anise tree; Ginko-maidenhair tree; Hawthorn, Green; Hemlock: Canada, Eastern; Larch, Japanese; Linden; Locust: Black, Honey, Shademaster honey; Magnolia; Mahogany; Maple: Albus-flowering, Flame, Luteus-flowering, Norway, Red, Red Sunset, Roseus-flowering, Silver, Sugar, Tangerine-flowering, Vesuvius red-flowering; Mesquite, Chilean; Oak: Bear, Live, Pin, Red, Scarlet, Willow; Palm: Mexican fan, Parlor, Queen; Pine: Austrian, Beach, Bosnian, Bristlecone, Canary Island, Columnar Scotch, Eastern white, Eldarica, Japanese black, Loblolly, Monterey, Pumilio-shrubby swiss mountain, Red, Scotch, Shore; Planetree, London; Podocarpus; Redbud, Eastern; Red Cedar, Eastern; Sequoia, Giant; Sourwood; Spruce: Colorado, Dwarf Alberta, Dwarf globe blue, Glauca-Colorado blue, Hoopsii-Hoop's blue, Koster-Koster blue, Norway, Pendula-weeping Norway, Repens-spreading Norway, White; Sweetgum, American; Sycamore: American, California; Tab, Yellow; Toyon; Tuliptree; Willow.

Nonbearing Fruit and Nut Trees and Plants*-- Almond; Apple; Apricot; Avocado; Banana; Blackberry; Blueberry; Carob; Cherry: Sweet, Sour; Chestnut, Chinese; Crabapple; Currant; Dewberry; Elderberry; Fig; Filbert; Gooseberry; Grape: American, European; Grapefruit; Kiwi; Lemon; Loganberry; Macadamia nut; Mulberry, White; Nectarine; Olive: Black, Russian; Orange; Peach; Pear; Pecan; Pistachio; Plum; Pomegranate; Prune; Raspberry; Tangelo; Tangerine; Walnut: Black, English.

*Nonbearing fruit and nut trees and plants are defined as plants that will not bear fruit for at least one year after treatment.

WHEN TO APPLY

Apply [Preen Garden Weed Preventer Plus Fertilizer] [or] [this product] in the spring, summer or fall around established plants and transplants. **[Preen Garden Weed Preventer Plus Fertilizer] [or] [this product] should not be used on flower seeds.** It can be used after flowering plants have germinated and are 2-3 inches tall. Since it does not kill existing weeds, you must first remove any that have already begun to grow. By applying [Preen Garden Weed Preventer Plus Fertilizer] [or] [this product] as early as possible, you can eliminate the need for hand weeding.

Rain does not wash this product out of the soil. **For optimum weed control and plant feeding, reapply this product every 3 months.**

HOW TO APPLY

To avoid plant injury, DO NOT apply [Preen Garden Weed Preventer Plus Fertilizer] [or] [this product] when foliage is wet. When plants are dry, sprinkle this product on soil surface at rate given below for your specific planting situation. Once activated by watering or soil incorporation, it forms a weed control barrier in the top layer of soil, preventing weed seeds from germinating. Disturbance to the soil surface after activation may result in erratic weed control.

This product must be soil-incorporated within 24 hours of application either by at least 0.5 acre inch of water (rainfall, irrigation) or mechanical incorporation. If a second incorporation is needed it should be delayed 3 to 5 days after the first incorporation and be completed prior to planting.

APPLYING AROUND ESTABLISHED PLANTS AND TRANSPLANTS

For flowers, roses, ground covers, ornamental grasses, shrubs, trees and listed vegetables at least 2-3 inches tall (see special section for use on vegetables): sprinkle [Preen Garden Weed Preventer Plus Fertilizer] [or] [this product] evenly over the entire soil surface, at the rate of 1 oz. per 10 sq. ft. (see picture below), being sure to keep granules away from plant roots and foliage. Immediately water this product into soil surface. If watering-in is not convenient, lightly rake into soil surface. Always wash or brush off stray granules from plant foliage to avoid damage or discoloration.

Surface Application Rate

Sprinkle granules at the density shown in this picture.



APPLYING WITH MULCH

For best weed control, apply [Preen Garden Weed Preventer Plus Fertilizer] [or] [this product] after spreading mulch on your flower and shrub beds. Sprinkle it on top of mulch at surface rate (see picture above), being sure to keep granules away from plant foliage. Immediately water this product into mulch. If watering-in is not convenient, lightly rake into top layer of mulch. Always wash or brush off stray granules from plant foliage to avoid damage or discoloration.

FOR USE ON VEGETABLES

First remove all existing weeds, then lightly rake to prepare a smooth soil surface. Uniformly mix [Preen Garden Weed Preventer Plus Fertilizer] [or] [this product] into the top 1-2 inches of soil immediately after application, using care not to damage any emerged crops. Rate of application depends on type of soil. Apply at 1 lb. per 640 sq. ft. for heavy clay- type soils, at 1 lb. per 960 sq. ft. for medium loam soils, and at 1 lb. per 1280 sq. ft. for light sandy soils.

BEFORE Seeding: Broccoli, Brussels Sprouts, Cabbage, Carrots, Cauliflower, Celery, Collard, Black-Eyed Peas, Field Peas, Green Peas, Kale, Lentils, Lima Beans, Mustard Greens, Okra, Radish, Southern Peas (Cow Peas), Snap Beans, Turnip Greens.

AFTER Seeding or Transplanting: Cantaloupes, Cucumbers, Watermelons. Apply after plants have developed 5 or more leaves.

AFTER Planting: Potatoes - May be applied after planting, before or after emergence. Use care not to damage seed pieces in cultivating nor allow treated soil to contact emerged plant foliage.

BEFORE Transplanting: Celery, Broccoli, Brussels Sprouts, Cabbage, Cauliflower, Eggplant, Peppers, Onions, Tomatoes.

Perennial Vegetables:

Asparagus - Apply prior to spear emergence of established plants.

This container is constructed from 85% recycled box board. (For paper box board only)

REFILL INSTRUCTIONS

[Optional for reusable rigid plastic container with application device][This container with applicator cap is reusable with [Preen Garden Weed Preventer plus Fertilizer] [or] [this product]. Refill the container with desired amount of this product and use as directed. When done, store or dispose this container as listed on the label.]

STORAGE AND DISPOSAL

DO NOT contaminate water, food or feed by storage and disposal.

PESTICIDE STORAGE: Store product in its original container in a cool, dry, place out of the reach of children and animals.

PESTICIDE DISPOSAL and CONTAINER HANDLING: Nonrefillable container. **DO NOT** reuse or refill this container. **IF EMPTY:** Place in trash or offer for recycling if available. **IF PARTLY FILLED:** Call your local solid waste agency for disposal instructions. Never place unused product down any indoor or outdoor drain.

[Optional Storage and Disposal statement for use with reusable containers.]

STORAGE AND DISPOSAL

DO NOT contaminate water, food or feed by storage and disposal.

Pesticide Storage: Store product in its original container in a cool dry, locked place out of the reach of children and animals.

Pesticide Disposal and Container Handling: Nonrefillable container. **DO NOT** reuse or refill this container except as described in the DIRECTIONS FOR USE (see Refill Instructions). **If Empty:** Place in trash or offer for recycling if available. **If partly filled:** Call your local solid waste agency for disposal instructions. Never place unused product down any indoor or outdoor drain.

WARRANTY


[*NOTE: To the extent consistent with applicable law, Buyer assumes all responsibility for safety and performance if this product is not used according to the directions.]

{Optional Labeling requirements:}

{Claims – Miscellaneous}

1. [The Flower and Garden Weed Preventer Plus Fertilizer]
2. [Work • Saver Product For The Joy Of Weed-Free Gardens]
3. [Prevents Weeds* & Fertilizes in Ornamental beds and around Bulbs, Flowers, Roses, Ground Covers, Ornamental Grasses, Shrubs, Trees & Vegetables]
4. [Ready To Use Granules with Built In Applicator (For plastic containers only)]
5. [Refillable Canister (For plastic containers only)]
6. [This WORK-SAVER product prevents weeds plus fertilizes in one easy application.]
7. [Fertilizes to Provide Rich Color and Vigorous Growth]
8. [American Rose Society Endorsed]
9. [Effective Weed Control - Prevents weeds* all season long - eliminates the need for hand weeding]
10. [Beneficial, High Quality Fertilizer - For abundant blooms, increased yields, strong root development and improved plant vigor.]
11. [Easy To Apply - Just shake on.]
12. [Apply throughout the growing season.]
13. [Great over mulch.]
14. [Stop weeds* before they start!]
15. [Prevents weeds* up to three months]
16. [Sprinkle around listed flowers, vegetables, trees, [and/&] shrubs]
17. [Apply - spring, summer or fall]
18. [[Covers] XX% more than previous container (Percentage will vary by container size)]
19. [Good Housekeeping Seal (Logo)]

20. [Stop weeds* before they start around flowers, vegetables, trees, shrubs]
21. [EASY TO USE APPLICATOR [optional applicator pictogram]]
22. [Lift Here to Open]
23. [Season-long weed preventer and fertilizer]
24. [One easy application feeds plants for 3 months]
25. [One application prevents weeds and fertilizes all season]
26. [All-purpose fertilizer]
27. [Slow release nitrogen Won't burn your plants]
28. [Works all season long]
29. [Won't harm your listed (flowers) (vegetables) (trees) (&/and) (shrubs)] [!]]
30. [Fertilizes/Feeds longer]
31. [Prevents weeds 33% longer than previous product]
32. [All-purpose plant food]
33. [Prevents weeds* and feeds plants up to 3 months]
34. [Prevents weeds* and feeds plants for 3 months]
35. [Prevents weeds* and feeds plants]
36. [Prevents weeds* for 3 months]
37. [Prevents weeds* up to 3 months]
38. [Prevents weeds* and feeds plants all season]
39. [Prevents weeds* and fertilizes for 3 months]
40. [3 Month Weed* Preventer]
41. [Preen Works, So You Don't Have To]
42. [For Vegetable Gardens]
43. [Try Preen Organic Vegetable Garden Weed Preventer]
44. [Use our products responsibly, learn more at www.preen.com]
45. [Preen® is a registered trademark of Lebanon Seaboard Corporation]
46. [Proof of Purchase]
47. [Press to Reseal]
48. [See inside booklet for complete directions for use [, /and] plant listings[, & precautionary statements.]]
49. [Lift here to open [pictogram of an arrow]]
50. [To Open: Cut along dotted line]
51. [[Applicator][Scoop] Included [pictogram placeholder for applicator]]
52. [Flowers [pictogram placeholder for flowers]]
53. [Shake on Mulch Every 3 Months [pictogram placeholder container with product]]
54. [This product contains an all-purpose fertilizer consisting of nitrogen, phosphorus, and potassium to keep your plants growing strong. One easy application feeds your plants for 3 months to promote beautiful color, blooms, foliage and strong root growth while helping to resist disease. There's no chance of overfeeding or burning your plants when used as directed.]
55. [all season long]
56. [EASY TO USE APPLICATOR [Insert Image]]
57. [Try [these] other Preen products:]
58. [[Preen Organic Vegetable Garden Weed Preventer]]
 - [Preen Fabric]
 - [Preen Lawn Weed Control]
 - [Preen Lawn Crabgrass Preventer]
 - [Preen Lawn Crabgrass Preventer Plus Fertilizer]
 - [Preen Lawn Fall Weed Control Plus Fertilizer]
 - [Preen Lawn Stepsaver Weed Control Plus Fertilizer]
 - [Preen Lawn Weed & Feed]
 - [Preen Mulch Plus]
 - [Preen Lawn Stepsaver Weed Control]
 - [Preen Weed & Grass Killer]
 - [Preen Vegetable Garden Weed Preventer]
 - [Preen Lawn Broadleaf Weed Control]
 - [Preen Lawn Weed Killer]
 - [Preen Organic Vegetable Garden Weed Preventer]
 - [Placeholder for other Preen Products]
59. [(MST – (Mobile Scan Tag / black & white))]



60. [QR Code Image]
61. [[Easy (to) open] [resealable] bag]

62. [Visit www.preen.com [optional mousepad pictogram]]
63. [1-800-233-1067 [optional telephone pictogram]]

[PREEN GUARANTEE]

[To the extent consistent with applicable law, Lebanon Seaboard Corporation guarantees you will be satisfied with the performance of this product when used as directed, or your money back. If not satisfied, describe the nature of your problem, and send with proof of purchase to Lebanon Seaboard Corporation, 1600 E Cumberland St., Lebanon, PA 17042.]

[The manufacturer makes no warranties, expressed or implied, concerning this product or its use, which extend beyond the description on the face hereof. All statements made concerning this product apply when used as directed.]

64. [(Lift here to open) (Peel here)]
65. [No roots, no weeds*, no weeding]
66. [Prevents weeds* from germinating]
67. [Blocks weeds* for (3)(three) months guaranteed]
68. [Stops weeds* before they grow]
69. [Prevents weeds* for (3)(three) months]
70. [[Product name] with weed barrier technology]
71. [[Product name] with weed growth inhibitor]
72. [[Product name] with weed defense technology]
73. [[Product name] with seed block technology]
74. [Prevents weeds* around your flowers, trees and shrubs (for up to) (3) (three) months (guaranteed)]
75. [Place holder pictogram (example) of flowers with mulch]



76. [Check The Coverage Before You Buy!]
77. [Covers & Feeds [900] [xxx] [sq ft] [sq. ft.] [SQ FT] [SQ. FT.] [Sq Ft] [Sq. Ft.]]
78. [All purpose, continuous-release plant food.]
79. [Strengthens plants against heat and drought.]
80. [More colorful blooms, fewer weeds all season.]
81. [Visit www.preen.com for gardening tips, how-to videos and more weed prevention.]

[*See Use Directions for complete list of treated weeds.]



82. [[Blocks weed seeds (from germinating)(for [up to] [3][months]]
83. [[Stop(s) weeds* before they start(!)]]
84. [[Blocks (weed) seed germination]]





[]



[]



[]



[]

- 85. [[Guaranteed]][!](to be used with icon above)]
- 86. [[[Reapply] every 3 months]]]
- 87. [[3 month(s) [weed*] prevention [guaranteed] [!]]]



[]

- 88. [[[Blocks][Prevents] weeds* [for] [up to] 3 months [guaranteed] [!]]]
- 89. [[[Reapply] every 3 months]]]
- 90. [[3 month(s) [weed*] prevention [guaranteed] [!]]]



[]

91. [[Won't harm listed (flowers) (vegetables) (trees) (&/and) (shrubs)] when used a directed [!]]
92. [[Use around listed flowers, trees and [&] shrubs]]
93. [[Won't harm listed (flowers) (vegetables) (trees) (&/and) (shrubs)] when used as directed [!]]
94. [[Use around listed flowers, trees and [&] shrubs]]



[]



[]

95. [[3 month prevention [guaranteed][!]]]
96. [[Apply any [growing] season]]
97. [[Apply throughout the growing season]]
98. [[Apply spring, summer or fall]]



[]



[]

99. [[Use around listed flowers, trees and [&] shrubs]]
100. [[Won't harm listed (flowers) (vegetables) (trees) (&/and) (shrubs)] [!]]

[*See Use Directions for complete list of treated weeds.]

{Claims Regarding Weed Control Properties}

1. [3 Month Weed* Control]
2. [Prevents [new] weeds* for [up to] 3 Months [guaranteed]]
3. [Prevents [tough] weeds* including (select weeds from list) [and other common weeds]]
4. [Prevents the toughest weeds*]
5. [See inside booklet for complete directions for use, plant listings, & precautionary statements]
6. [Shake on Mulch Every 3 Months [with placeholder pictogram Shaker and product]]
7. [Sprinkle around listed flowers, trees, shrubs [every 3 months]]
8. [Sprinkle only around listed flowers, trees, [and/&] shrubs [every 3 months]]
9. [Use around listed flowers, vegetables, trees, [and or &] shrubs]
10. [Stops [new] Weeds* for [up to] 3 Months [guaranteed]]
11. [Stops [new] weeds* [all season] [guaranteed]]
12. [weed*-fighting formula]
13. [Visit www.preen.com]
14. [Weed images (any from list)]
15. [Won't harm listed (flowers) (vegetables) (trees) (&/and) (shrubs)] [!]] When used as directed]

[*See Use Directions for complete list of treated weeds.]

{Combination Weed Control and Fertilizer}

1. [[2 in 1] [Southern] Weed Preventer Plus Plant Food]
2. [3 Month Weed [Control] [Preventer] with Plant Food]
3. [More Blooms, Fewer Weeds* [All Season]]
4. [Prevents weeds* and feeds for [3] months]
5. [Prevents weeds* and feeds plants up to 3 months]
6. [Prevents weeds* up to 3 months and feeds plants]
7. [Stops Weeds* All Season and feeds plants!]
8. [Stops Weeds*, Feeds Plants [all season]]

{Claims regarding Fertilizer Properties}

1. [[with] [Continuous Release] Plant Food]
2. [with Brilliant Blooms [Plant Food]]
3. [Helps plants retain water to protect against heat and drought]
4. [deeper roots better retain water to protect from heat and drought]
5. [strengthens plants against heat and drought]
6. [builds [strong] deep roots [to retain water] [to protect from drought and heat] [to endure heat, drought]]
7. [Feeds [plants] [for] [up to] [X months]!]
8. [Less watering, [drought resistant] due to [stronger] [deeper] roots]
9. [Deeper, stronger roots means less watering needed]
10. [Feeds for [bigger,] more colorful plants]
11. [Feeds [plants] for more blooms!]
12. [Promotes [more] [colorful] blooms]
13. [Fertilizer labeling requirement for products distributed in the state of Washington: Information regarding the contents and levels of metals in this product is available on the Internet at <http://www.regulatory-info-lebsea.com>]

{Claims regarding Slow Release Fertilizer Properties}

1. [[Controlled] [Slow] Release feeding up to [X] weeks]
2. [[Controlled] [Slow] Release Plant Food]
3. [Continuous feeding up to [X weeks] [X months]]
4. [Extended Feeding Plant Food]
5. [Feeds [for] [up to] [X months] [X weeks]!]
6. [with [Controlled] [Slow] Release Plant Food]

{Claims regarding POWER Applicator Cap}

1. [[1] [2] [AA] [AAA] Batteries [included]]
2. [Includes [1] [2] [AA] [AAA] Batteries]
3. [[Reusable] [Built in] [Battery Powered] [Motorized] [Power] [Spreader] [Dispenser] [Dispensing] [Cap] [Spout] [Applicator][Included]]
4. [Motorized!]
5. [Easy to use [applicator] [Spreader]]
6. [[Dispenses] [Flows] [Spreads] [Covers] [evenly,] [more precisely] [for better results] [for better weed prevention], [less work] [easily]]
7. [[Dispenses] [Releases] [Applies] [granules] [products] evenly]
8. [[For] [Provides] [allows for] [even] [precise] [coverage] [application]]
9. [[Easy] [EZ] [Flow] [Even Flow] [MaxControl] [Battery Powered] [Automatic] [Auto] [Shaker] [Power] [Applicator]]
10. [[Spreader] [Dispenser]]
11. [Fast [and, &] [Easy] shake-free [dispensing][applicator][dispenser] [spreader] [just hold and go[and/&] follow all label directions]]
12. [[Just] hold and go [and/&] follow all label directions!]
13. [[Requires] [1] [2] [AA] [AAA] Batteries [(included)]]

14. [[XX]% more [product] [coverage]]
15. [Applicator [Scoop] Included [pictogram placeholder for applicator]]
16. [Automatic motor shut-off when lid is closed]
17. [Bonus size [XX]% more [product] [coverage]]
18. [Bonus size!]
19. [Special Value[!]] [Bonus Value] [!]]
20. [Bonus size [covers xx sq. ft.]]
21. [Preen [weeds] [covers] more]
22. [Applies [granules] xx times as fast as shaking!]
23. [Value Pack [!]]
24. [Includes [Preen] [Battery Powered] [Spreader] [Dispenser] [Dispensing] [Applicator][Cap] [Spout] and [1] [2] [specify weight] refill bag[s] [pictogram]]
25. [Easy to– Just shake on]
26. [[Easy to Apply-] No Shaking!]
27. [EASY TO USE APPLICATOR [Insert image]]
28. [[For] [Provides] [uniform] [even] [accurate] coverage]
29. [[Allows for] [Provides] more precise application]
30. [Follow manufacturer’s directions for battery disposal.]
31. [For [an] [even] [uniform] even flow [and more precise application]]
32. [Just Flip Open & Hold[and/&] follow all label directions]]
33. [[Just] flip open and go[and/&] follow all label directions]]
34. [Image of cap with product dispensing]
35. [Lift here to open [pictogram of an arrow]]
36. [No shaking!]
37. [Press to reseal]
38. [Ready To Use Granules with Built In [Shaker] Applicator [for rigid plastic containers]]
39. [Reusable [battery-powered] [power] [applicator] [fits all Preen bottles]]
40. [Reusable Container]
41. [Releases [distributes] product evenly [for uniform coverage] [for best results]]
42. [Saves time]
43. Shake on Mulch Every 3 Months [with placeholder pictogram Shaker [applicator] and product]]
44. [Apply on mulch every [3] months (with pictogram or image of product)]
45. [Simply press to close]
46. [Dispose of batteries as per manufacture’s direction.]
47. [To replace batteries, open battery door [loosen and remove screws in underside of cap to reveal battery housing]]
48. [When storing container at end of season, remove batteries [to prevent leakage].]
49. [Applicator instructions [Getting Started] [First time use]]
50. [Applicator instructions [Getting Started] [First time use] [Spreader Instructions] [Note to reviewer: # 51, #52 and #53 are optional directions to replace #50. The bracketed numbers and letters below are optional and bullets can be used.]]
 - [[1.] Unscrew [applicator] cap [pictogram or image]]
 - [[2.] Remove seal from top of bottle [container] [pictogram, icon or image]]
 - [[3.] Remove tab to activate batteries [pictogram, icon or image]]
 - [[4.] Replace [applicator] cap [pictogram, icon or image]]
 - [[5.][Flip (insert color) top up [pictogram, icon or image]]
 - [[6.] [Tilt away from face before turning on]]
 - [[7.] To begin spreading, tilt bottle [container] [toward ground] and turn [flip] [select color] power [button] [switch] to on position. [Pictogram, icon or image]]
 - [[8.] Apply as directed.]
 - [[9.] Simply press to close.]
 - [[Optional steps 5 and 6 may replace steps 5-7]]
 - [[5.] To begin spreading, open top, turn on power [button] [switch] and tilt bottle. [Pictogram, icon or image]]
 - [[6.] Apply as directed.]
51. [[Getting Started] [Applicator Instructions] [Spreader Instructions]]
 - [(a) Unscrew [applicator] cap and remove seal from top of bottle; replace cap.]
 - [(b) [Flip open top] , [and](open) [remove](battery cover and) pull [vinyl] tab to activate batteries.] – we’d like this direction b, e and f to be optional.]
 - [(c) To begin spreading, [flip open] [top] [and] turn on [color] power switch.]
 - [(d) Tilt bottle [at 45-degree angle] toward ground and [hold steady as you] apply [as directed] [pictogram or image]]
 - [(e)[If motor(gets clogged) [stops][stops working], turn power switch [to] off [position] and manually rotate the [color](dial) [disc] on top of (the) (cap) [lid] [spout cap] to dislodge (granules) [product]. Turn power back on to resume application.))]
 - [(f)[(Simply] Press to close (- motor automatically shuts off when lid is closed).]
52. [[Getting Started] [Applicator Instructions] [Spreader Instructions]]
 - [(a) Unscrew cap. Remove seal from top of bottle. Replace cap.]
 - [(b) (Pull tab to activate batteries) direction b is optional here.]
 - [(c) To begin spreading, (flip) open top, turn on power switch, and tilt bottle (toward ground)]
 - [(d) Apply as directed.]
 - [(e) (If motor(gets clogged) [stops][stops working], turn power switch [to] off [position] and manually rotate the[color](dial) [disc] on top of (the) (cap) [lid] [spout cap] to dislodge (granules) [product]. Turn

- power back on to resume application.) direction e is optional here]
- [(f) (Simply) press to close) direction f is optional here]
53. [[Tips for Use] [Getting Started] [Instructions]]
- [[a.] [Unscrew [applicator] cap] [and] [remove protective seal from] (cap) [top of bottle] [top of container]. [Note to the reviewer this step is optional]]
 - [[b.] [Open battery door and] remove tab to activate batteries [Note to the reviewer this step is optional]]
 - [[c.] Turn power switch on while [bottle] [container] [spreader] is in an upright position, [and] [then] tilt [bottle] [container] [spreader] toward ground [at a 45-degree angle].]
 - [[d.] Adjust the angle of the [bottle] [container] [spreader] to control the flow]
 - [[e.] When finished, turn power off while [bottle] [container] [spreader] is still pointed downward. [Note to the reviewer this step is optional]]
 - [[f.] Hold [bottle] [container] [spreader] steady [and apply as directed] [and apply in an even back and forth motion] [Note to the reviewer this step is optional]]
 - [[g.] If motor (gets clogged) [stops] [stops working], turn power switch [to]off [position]and manually rotate [the] [color] [dial] [disc] on top of(the)[cap] (lid) [spout cap] [counterclockwise] [clockwise] [in di rection of arrow] to dislodge(granules) [product] . [Turn power back on to resume application.] [Note to the reviewer this step is optional]]
 - [[h.] Pictogram of proper use of spreader [Note to the reviewer this step and pictogram are optional]]
 - [[i.] Use protective eyewear when using battery powered cap. [Note to the reviewer this step is optional]]
54. [Up to [X minutes] of continuous spreading]
55. [For maximum control]
56. [For [greater] [more accurate] coverage [accuracy]]
57. [Battery [shelf] life [up to X hours] [up to X years]]
58. [Battery lasts x hours]
59. [Battery Powered [cap] [for even coverage]]
60. [Visit www.preen.com for gardening [and weed prevention] tips, [and] [valuable offers] [and more information on Preen products.]]
61. [Instant Savings!]
62. [[[\$1.50] [\$2.00] [\$2.50] [\$3.00] [\$4.00] [\$5.00] off [regular price] [visit www.Preen.com for details] [see store associate for details]]
63. [[[\$1.50] [\$2.00] [\$2.50] [\$3.00] [\$4.00] [\$5.00] off a future [Preen] purchase [of select Preen Products.] [Visit www.Preen.com for details.] [see store associate for details]]
64. [[[\$1.50] [\$2.00] [\$2.50] [\$3.00] [\$4.00] [\$5.00] rebate [Visit www.Preen.com for details.] [see store associate for details]]
65. [[[\$1 - \$10] Rebate (-) Visit [www.Preen.com or Preen.com] for offer details [, & complete terms & conditions.] [Expires [place holder for DATE.] [Limit 1 request per household.] [Void where prohibited.]]
66. [[Specify weight] Refill [size] [bag]]
67. [[Easy (to) open] [resealable] bag]



[]



[]

68. [[[Battery Powered] [Cap] [Spreader] [Applicator] [for even coverage] [batteries included]]]
69. [[[Easy to use] battery [operated] [powered] [applicator]]]

{{Killing vs. Prevention}}

{{Killing weeds vs. weed prevention}}

{{Killing weeds vs. preventing weeds}}

{{Killing} (Weeds)}

1. [Requires pulling or spraying and eliminates weeds already above ground]
2. [Killing eliminates weeds already above ground]
3. [Pulling or spraying eliminates weeds already above ground]
4. [To kill the weed you must remove plant, roots and all.]
5. [To eliminate (the) (each) weed you must remove roots and all]
6. [(Ongoing) (Constant) weed growth requires continuous weeding by hand]
7. [(Ongoing) (Constant) weed growth requires [regular] [continuous] weeding by hand]
8. [Continual weed growth requires [regular] weeding by hand]
9. [Steady weed growth requires [regular] [continuous] weeding by hand]
10. [Consistent weed growth requires [regular] [continuous] weeding by hand]
11. [Persistent weed growth requires [regular] [continuous] weeding by hand]
12. [(Ongoing) (Constant) weed growth requires continuous weeding by hand (or) [and] use of (chemicals)(weed killer sprays)]
13. [Seasonal weed growth requires continuous weeding by hand]
14. [Seasonal weed growth requires [regular] [continuous] weeding by hand]
15. [Seasonal weed growth requires continuous weeding by hand (or) [and] use of (chemicals)(weed killer sprays)]
16. [(Ongoing) (Constant) seasonal weed growth requires continuous weeding by hand]
17. [(Ongoing) (Constant) seasonal weed growth requires [regular] [continuous] weeding by hand]
18. [Fast growing seasonal weeds require [regular] [continuous] weeding by hand]
19. [(Ongoing) (Constant) seasonal weed growth requires continuous weeding by hand (or) [and] use of (chemicals)(weed killer sprays)]
20. [To eliminate (the) (each) weed you must remove (the) plant, roots and all.]
21. [To eliminate (the) (each) weed you must remove roots and all]
22. [To eliminate (the) (each) weed you must remove (its) roots]
23. [To kill (the) (each) weed you must remove (the) plant, roots and all.]
24. [To kill (the) (each) weed you must remove roots and all]
25. [To kill (the) (each) weed you must remove(its) roots]
26. [(• Weed(s))]
[(• Weed Roots)]
[(• Broken stem)]
[(• Soil)]
[(• (constantly growing) Weed seeds)]
27. [[Pulling or spraying only eliminates weeds already above ground]]

[(3D Imagery Optional)]



[]

[(2D imagery Optional)]



[]

{{(Preventing) (Weeds)}}

1. [Preventing creates a (weed) barrier that (keeps)(prevents) (stops) weeds* from germinating]
2. [Preventing creates a (weed) barrier that (keeps)(prevents) (stops) weed* seeds from germinating]
3. [Preventing creates a (weed) barrier that (keeps)(prevents) (stops) weeds* when they are seeds]
4. [Preventing creates a protective barrier that (keeps)(prevents) (stops) weeds* from germinating]
5. [Preventing creates a protective barrier that (keeps)(prevents) (stops) weed* seeds from germinating]
6. [Preventing creates a protective barrier that (keeps)(prevents) (stops) weeds* when they are seeds]
7. [(Product name) creates a (weed) barrier that (keeps)(prevents) (stops) weeds* from germinating]
8. [(Product name) creates a (weed) barrier that (keeps)(prevents) (stops) weed* seeds from germinating]
9. [(Product name) creates a (weed) barrier that (keeps)(prevents) (stops) weeds* when they are seeds]
10. [(Product name) creates a protective barrier that (keeps)(prevents) (stops) weeds* from germinating]
11. [(Product name) creates a protective barrier that (keeps)(prevents) (stops) weed*seeds from germinating]
12. [(Product name) creates a protective barrier that (keeps)(prevents) (stops) weeds* when they are seeds]
13. [(Creating a) [Product name] (weed) barrier STOPS WEEDS* before they start!]
14. [(• strong) (vivacious)(hardy) (robust)(sturdy)(vital)(flourishing)(lush) (resilient)(lasting)(stable) (staunch) (prospering)(garden) Plant(s))]
[(• Mulch)]
[(•[Product name] Weed Barrier)]
[(• Weed(s)(seeds))]
[(• Roots)]

[(• Soil)]

[(• Creates Weed Barrier)]

[(• Stops weed(s)* (seeds) from growing)]


[(• Stops weed(s)* (seeds) from germinating)]

[(• Prevents weed(s)* (seeds) from germinating)]

15. [[Product name] Weed Barrier (prevents) (keeps)(stops) weeds* from germinating]
16. [[Product name] Weed Barrier (prevents) (keeps)(stops) weed* seeds from germinating]
17. [[Product name] Weed Barrier technology (prevents)(keeps)(stops) weeds* from germinating]
18. [[Product name] Weed Barrier technology (prevents)(keeps)(stops) weed* seeds from germinating]
19. [Prevent weeds* by (stopping) (halting) (controlling) their germination]
20. [Control weeds* by (stopping) (halting) (controlling) their germination]
21. [[Product name] allows established plants to (grow) (survive)(flourish).]
22. [[Product name] (weed) barrier prevents weeds* (for) (3)(three) (months.)]
23. [[Product name] protective barrier prevents weeds* (for) (3)(three) (months.)]
24. [[Product name] (weed) barrier blocks weeds (for) (3)(three) (months.)]
25. [[Product name] protective barrier blocks weeds* (for) (3)(three) (months.)]
26. [[Product name] (weed) barrier keeps weeds* under control for (3)(three) months.]
27. [[Product name] protective barrier prevents weeds* from germinating (for) (3)(three) (months.)]
28. [[Product name] protective barrier prevents weed* seeds from germinating (for) (3)(three)]
29. [[Product name] barrier prevents weeds* from germinating (for) (3)(three) (months.)]
30. [[Product name] weed barrier prevents weeds* from germinating (for) (3)(three) (months.)]
31. [(stop) (block)weeds* with [Product Name] (weed)barrier (for) (3) (three) (months)]
32. [Weed* seeds are stopped by [Product Name] (weed) barrier (technology)]
33. [[Preventing creates a weed barrier that stops weeds*from germinating]]

[*See Use Directions for complete list of treated weeds.]

[(3D Imagery Optional)]



[



]

[(2D imagery Optional)]



[


[The Preen Routine]

[[Note to the reviewer that all these visuals below for the Preen Routine are to be optional]

[(4) (Four) (easy) (simple) (steps to weed prevention)]



[1.] (One) Remove existing weeds]



[[2.) (Two) Apply mulch]



[[3.) (Three) Sprinkle[Product name] (product)(granules) evenly]



[[4.) (Four) Water ([Product name](product) (granules) into soil]

[(Reapply [Product name] (product) every (3) (three) (months)]

[(Weeds grow throughout the season) It's never too late or too early to apply [Product name] (during the growing season.)]

[(Without Preen)]
[(Untreated)]



[(With Preen)]
[(Treated)]



[(Represents actual results)]

[(Actual results may vary by weather)]



[Optional QR codes]

[(Scan the code to watch how Preen's Battery Powered Spreader (works)(makes preventing weeds easier than ever.) (or visit www.xxx.com))]



[(Scan the code to watch how Preen prevents weeds (or visit [http //www preen.com/preventweeds](http://www.preen.com/preventweeds))]