

961-407

05/26/2011

1/12



UNITED STATES ENVIRONMENTAL PROTECTION AGENCY  
WASHINGTON, D.C. 20460

OFFICE OF CHEMICAL SAFETY  
AND POLLUTION PREVENTION

Ms. Jeanette Covert, Agent  
Lebanon Seaboard Corporation  
c/o Product & Regulatory Associates, L.L.C.  
P.O. Box 1683  
Voorhees, NJ 08043

MAY 26 2011

Subject: Label Amendment – Revising Marketing Claims; Adding Alternate Brand Names;  
and Reusable Container and Cap  
Product Name: Preen Garden Weed Preventer Plus Fertilizer  
EPA Registration Number: 961-407  
Submission Date: February 16, 2011  
Decision Number: 445643

Dear Ms. Covert:

The label amendment referred to above, submitted in connection with registration under the Federal Insecticide, Fungicide and Rodenticide Act (FIFRA), as amended is acceptable.

Please note that marketing claims made on the pesticide label must be substantiated by data maintained in your files. If data supporting marketing claims made on the product label is not available, then those claims must be removed.

Should you wish to add/retain a reference to the company's website on your label, then please be aware that the website becomes labeling under the Federal Insecticide Fungicide and Rodenticide Act and is subject to review by the Agency. If the website is false or misleading, the product would be misbranded and unlawful to sell or distribute under FIFRA section 12(a)(1)(E). 40 CFR 156.10(a)(5) list examples of statements EPA may consider false or misleading. In addition, regardless of whether a website is referenced on your product's label, claims made on the website may not substantially differ from those claims approved through the registration process. Therefore, should the Agency find or if it is brought to our attention that a website contains false or misleading statements or claims substantially differing from the EPA approved registration, the website will be referred to the EPA's Office of Enforcement and Compliance.

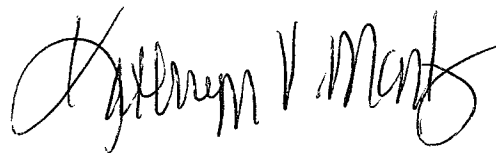
Products shipped after 18 months from the date on this notice or the next printing of the label whichever occurs first, must bear the new revised label. If these conditions are not complied with, the registration will be subject to cancellation in accordance with FIFRA. Your release for shipment of this product constitutes acceptance of these conditions. This label supersedes all previously accepted labels. You must submit one copy of the final printed label before the product is released for shipment. One copy of the label stamped "Accepted with Comments" is enclosed for your records. If you have any questions, please contact Michael Walsh by phone at (703) 308-2972 or via email at [walsh.michael@epa.gov](mailto:walsh.michael@epa.gov).

SEE NEXT PAGE

2/12

Page 2 of 2  
Label Amendment  
Product Name: Preen Garden Weed Preventer Plus Fertilizer  
EPA Registration Number: 961-407  
Submission Date: February 16, 2011  
Decision Number: 445643

Sincerely,



Kathryn V. Montague  
Product Manager (23)  
Herbicide Branch  
Registration Division (7505P)

Enclosure

3/12

# PREEN® GARDEN WEED PREVENTER PLUS FERTILIZER

ACCEPTED with COMMENTS In EPA Letter Dated:

MAY 26 2011 Under the Federal Insecticide, Fungicide, and Rodenticide Act as amended, for the pesticide registered under EPA Reg. No.

961-407

[Alternate-Brand names:

- Preen Garden Weed Preventer Plus Plant Food
- Preen Weed Preventer with Brilliant Blooms Fertilizer]

**NOT FOR USE ON LAWNS**

**ACTIVE INGREDIENT:**

Trifluralin ..... 1.47%

**OTHER INGREDIENTS:** ..... 98.53%

**TOTAL** ..... 100.00%

EPA Reg. No. 961-407  
CAS No.1582-09-8

(L) (D)  
EPA Est. No. 961-PA-01:961-IL-01  
Superscript used is first letter of lot number.

**GUARANTEED ANALYSIS**

Total Nitrogen (N) ..... X.X%

- X.X% Ammoniacal Nitrogen
- X.X% Water Insoluble Nitrogen
- X.X% Urea Nitrogen
- X.X% Other Water Soluble Nitrogen

Available Phosphate (P<sub>2</sub>O<sub>5</sub>) ..... X.X%

Soluble Potash (K<sub>2</sub>O) ..... X.X%

Derived from: (*Guaranteed Analysis and Nutrient Sources to be supplied based on fertilizer analysis used by manufacturer.*)

## KEEP OUT OF REACH OF CHILDREN CAUTION

See [booklet or back panel ] for First Aid and additional Precautionary Statements

[MANUFACTURED BY:] [Distributed by:] [Produced for:]  
**LEBANON SEABOARD CORPORATION**  
 1600 EAST CUMBERLAND STREET  
 LEBANON, PA 17042  
 Made in the USA  
 1-800-233-1067  
 www.preen.com

**Covers [X,XXX] Square Feet [SQUARE FEET] [SQ. FT.] [Sq. Ft.]**  
**Net Weight: [Net Wt.]: xx lbs. [LBS.] [POUNDS] (xx.x kg) [(XX.X KG)]**  
**Treats: XX,XXX Sq.Ft. [SQ.FT.] [Square Feet] [SQUARE FEET]**  
**WEEDS X,XXX SQ. FT.**

4/12

**PRECAUTIONARY STATEMENTS  
HAZARDS TO HUMANS AND DOMESTIC ANIMALS  
CAUTION**

Causes moderate eye irritation. Wear protective eyewear. Harmful if swallowed, inhaled or absorbed through the skin. Avoid contact with eyes, skin or clothing. Users should remove clothing immediately if pesticide gets inside. Then wash thoroughly and put on clean clothing. Prolonged or frequently repeated skin contact may cause allergic reaction in some individuals. Wash hands before eating, drinking, chewing gum, using tobacco or using the toilet.

**User Safety Recommendations:**

- Users should wash hands before eating, drinking, chewing gum, using tobacco, or using the toilet.
- Users should remove clothing immediately if pesticide gets inside. Then wash thoroughly and put on clean clothing.

**FIRST AID**

- IF IN EYES:**
- Hold eye open and rinse slowly and gently with water for 15-20 minutes. Remove contact lenses, if present, after the first 5 minutes, then continue rinsing eye.
  - Call a poison control center or doctor for treatment advice.
- IF SWALLOWED:**
- Call a poison control center or doctor immediately for treatment advice.
  - Have person sip a glass of water if able to swallow.
  - Do not induce vomiting unless told to do so by a poison control center or doctor.
  - Do not give anything by mouth to an unconscious person.
- IF ON SKIN OR CLOTHING:**
- Take off contaminated clothing.
  - Rinse skin immediately with plenty of water for 15-20 minutes.
  - Call a poison control center or doctor for treatment advice.
- IF INHALED:**
- Move person to fresh air.
  - If person is not breathing, call 911 or an ambulance, then give artificial respiration, preferably mouth-to-mouth if possible.
  - Call a poison control center or doctor for further treatment advice.

Have the product container or label with you when calling a poison control center or doctor, or going for treatment. For Emergency Medical Information call (888) 208-1368.

**ENVIRONMENTAL HAZARDS**

This pesticide is extremely toxic to freshwater marine, and estuarine fish and aquatic invertebrates including shrimp and oyster. Do not apply directly to water. Do not apply in a manner which will directly expose canals, lakes, streams, ponds, marshes or estuaries to aerial drift. Do not contaminate water when disposing of equipment washwaters or rinsate. To protect the environment, do not allow pesticide to enter or run off into storm drains, drainage ditches, gutters or surface waters. Applying this product in calm weather will help to ensure that wind does not blow pesticide off the treatment area. Sweeping any product that lands on a driveway, sidewalk or street, back onto the treated area of the garden will help to prevent run off to water bodies or drainage systems.

**DIRECTIONS FOR USE**

It is a violation of Federal law to use this product in a manner inconsistent with its labeling.

**PRODUCT INFORMATION**

Preen Garden Weed Preventer Plus Fertilizer works all season long. One easy application prevents weeds up to 3 months. This product contains an all purpose fertilizer to promote beautiful color, blooms, foliage and strong root growth while helping to resist disease. This product can be used during the spring, summer or fall in flower and vegetable gardens, around ground covers, trees, and shrubs. Although this product will not kill existing weeds, it will prevent new listed weeds from sprouting - eliminating the need for difficult and time-consuming hand weeding. Without weeds, your valuable plants can grow larger and stronger. Your beds will stay neat and weed-free\* all season long! There is no chance of overfeeding or burning your plants when used as directed.

**PRECAUTIONS AND RESTRICTIONS**

**NOT FOR USE ON PLANTS BEING GROWN FOR SALE OR OTHER COMMERCIAL USE, OR FOR COMMERCIAL SEED PRODUCTION OR FOR RESEARCH PURPOSES. FOR USE ON PLANTS INTENDED FOR AESTHETIC PURPOSES, OR CLIMATIC MODIFICATIONS AND BEING GROWN IN ORNAMENTAL GARDENS.**

Do not apply this product in a way that will contact any person or pet, either directly or through drift. Keep people and pets out of the area during application. Do not apply to Ajuga, Myrtle or Pachysandra until it is well established, as injury may result. Do not apply Preen Garden Weed Preventer Plus Fertilizer to muck soils or to soils containing more than 10% organic matter. Do not over-apply; injury may occur to subsequent crops which are sensitive to this product. Do not use with crops other than those listed on this label. **This product is not for use on lawns**, nor for use in enclosed areas, such as greenhouses. To prevent possible staining to unintended surfaces, ex.: concrete, stone walks, vinyl surfaces, etc., sweep up stray granules as soon as possible.

### ENTRY RESTRICTIONS

Do not allow people or pets to enter the treated area until dusts have settled. If product is watered-in, do not enter or allow others to enter the treated areas (except those involved in the watering) until the watering-in is complete and the surface is dry.

### ANNUAL WEEDS CONTROLLED

**Grassy weeds:** Barley, Hare; Barnyardgrass (Watergrass); Bluegrass, Annual; Brome; Cheat; Crabgrass; Cupgrass: Southwestern, Woolly; Fescue, Rattail; Foxtail; Guineagrass; Goosegrass; Johnsongrass (from seed); Junglerice; Lovegrass; Oat, Wild; Panicum: Fall, Texas; Sandbur; Shattercane; Signalgrass (*Brachiaria*); Sprangletop; Stinkgrass; Wildcane; Witchgrass. [Also controls these] **broadleaf weeds:** Carelessweed; Carpetweed; Chickweed; Goosefoot; Henbit; Knotweed; Kochia; Lambsquarters; Nettle, Stinging; Pigweed; Puncturevine (Western U.S. only); Purslane; Pusley, Florida; Thistle, Russian.

### THIS PREEN PRODUCT IS SUGGESTED FOR USE AROUND THESE ESTABLISHED PLANTS

**Bulbs, Flowers, Herbs, Ground Covers & Ornamental Grasses --** Aaronsbeard; Alyssum; Arctotis; Aster (perennial); Aster, Stoke's; Baby's breath; Balsam; Beard tongue; Bee balm; Begonia; Bellflower; Black-eyed susan; Bleeding heart; Bunge; Calendula; Calliopsis; Cape weed; Carex, Variegated; Carnation; Carpet bugle (*Ajuga*); Ceanothus; Centaurea, Velvet; Chrysanthemum; Coneflower, Purple; Coral bells; Coreopsis; Cornflower, Purple; Cosmos; Cotoneaster; Coyote bush, Dwarf; Crown vetch; Daffodil; Dahlia; Daisy: African, Painted, Shasta, Trailing African; Daylily; Descampsia; Dianthus; Dusty miller; Fern, Asparagus; Fescue, Blue; Floss flower (*Ageratum*); Forget-me-not; Four o'clock; Foxglove; Gaillardia; Gayfeather; Gazania; Geranium; Germander; Geum; Gladiolus (corms more than 1" in diameter); Golden glow; Grass: Beech, Dwarf Mondo, Eulalia, Fountain, Mascarene, Mondo, Pampas, Ribbon, Zoysia; Guara; Hakonechloa, Golden; Hollyhock; Hosta, Albo-marginata; Hyacinth; Ice plant: Largeleaf, Trailing, Trailing rosea, White; Impatiens; Iris, Bulbous; Ivy: Algerian, California, English, Needlepoint; Ixora; Jasmine: Angelwing, Asaian; Lamb's ears; Lavander, English; Lily turf: Big blue, Green/creeping, Lilac beauty, Magestic, Silvery sunproof, Variegated liriopse, White; Lily-of-the-nile; Lobelia; Lupine (*Lupinus*); Marigold; Marigold, Cape (*Dimorphotheca*); Morningglory; Myoporum; Narcissus; Nasturtium; Nicotiana; Ozark sundrop; Periwinkle (*Vinca*); Peter Pan, Dwarf; Petunia; Phlox; Pincushion flower (*Scabiosa*); Plumbago, Dwarf; Poppy, California; Portulaca; Rockrose; Rose; Rosemary; *Rudbeckia*; Rupturewort; Sage, Russian; Salvia; Silver mound; Snapdragon; Snow-in-summer; Snow-on-the-mountain; Speedwell; Spurge, Japanese; St. John's wort; Statice; Stock; Stonecrop (*Sedum*); Strawberry, Beach; Sunflower; Sweet alyssum; Sweet pea; Sweet sultan; Sweet william; Thrift; Tickseed; Tulip; Verbena; Wire plant; Wirevine, Creeping; Yarrow (*Achillea*); Zinnia.

**Shrubs --** Abelia: Edward Goucher, Glossy; Acacia: Abyssinica, Prostrate, Shoestring; Andromeda, Japanese; Arborvitae: American, Aureus nana-dwarf golden, Emerald, Globosa-globe, Little giant-dwarf, Minima glauca-dwarf, Nigra-dark American, Pyramidalis-pyramid, Rheingold, Techny; Azalea; Bamboo: Compacta-dwarf, Harbour dwarf-heavenly, Heavenly, Nana-compacta-heavenly, Nana purpurea-heavenly, Woods dwarf heavenly; Barberry: Atropurea-redleaf Japanese, Aurea-golden Japanese, Crimson pygmy, Japanese, Mento, Rose glow, William Penn; Bottlebrush: Lemon, Weeping; *Bougainvillea*: Barbara Karst, California gold, Pink pixie, Scarlett O'Hara, Temple fire, Texas dawn; Boxwood: Common, Harlands, Japanese, Korean, Littleleaf; Broom: Hollandia-warminster, Lena-Scotch; Camellia: Japanese, Sasanqua; Cassia, Feathery; Century plant; Cherry: Carolina laurel, Dwarf pink flowering almond; Cinquefoil; Cleyera, Japanese; Cotoneaster: Bearberry, Cranberry, Himalayan, Praecox-early, Pyrenees, Rock, Zabel; Coyotebush; Cypress: Filifera-thread, Kosteri, Nana-dwarf Hinoki, Torulosa; Daphne, Fragrant; Deutzia; Dogwood: Baileyi red osier, Flaviramea-yellowtwig, Sibirica-Siberian; Elaeagnus; Euonymus: Canadale, Emerald'n gold, Silver king, Spreading, Sunspot, Variegated evergreen, Winged, Wintercreeper; Fern: Tassel, Japanese painted; Firethorn (*Pyracantha*); Forsythia; Gardenia: August beauty, Mystery, Radican; Guava, Pineapple; Hawthorn, India; Heather: Cornish, Purple bell, Mediterranean pink, Spring torch scotch; Hibiscus, Ross Estey; Holly; Honeysuckle: Cape, Trumpet; Hopseed bush; Ixora; Jessamine, Carolina; Juniper; Lantana; Laurel: American Cherry, Mountain; Leaf: Copper, Salal/lemon; Leucothoe: Coast, Drooping; Lilac: Common, Chinese, Wild; Lily-of-the-Valley: Forest flame, Mountain fire, Snowdrift, Templebells, Valley rose, Valley valentine; Mahonia: Creeping, Leather leaf; Maple: Amur, Coral bark Japanese, Dwarf Japanese; Mock orange; Myrtle: Crape, Wax; Oleander: Hardy red, Ruby lace; Osmanthus, Fortunes; Palm: Areca, Chinese fountain, Christmas, Pigmy date, Sago; Photinia, Fraser's; *Pieris Japonica*; Pine, Mugo-mugho; Pittosporum: Green, Japanese, Wheeler's dwarf; Plumbago; Privet; Red Cedar, Eastern; Rhampholepis: Charisma-Monruce, Enchantress-Moness, Roundleaf, Springtime-Monme; Rhododendron; Robira; Rose; Rose, Ramanas; Rose of Sharon: Heart, Red bird, Woodbridge; Sakaki; Silverberry; Skimmia: Japanese, Reeve's; Smoke Tree: Royal purple, Coral beauty, Eichholz; Spiraea: Anthony Waterer, Bridal wreath, Dolchia, False, Japanese alpine, Shirobana, Vanhoutte; Sumac, African; Summersweet; Sweetspire, Henry Garnet holly leaf; Viburnum; Weigela; Willow; Woadwaxen; Woodbine: Flowering, Serotina; Xylosma; Yew: Anglojap, Plum, Upright Japanese; Yewpine; Yucca.

**Trees --** Ash: Shamel, White; Birch: European white, Paper, River; Blackgum; Bottle tree; Carrot wood; Cherry, Yoshino flowering; Coolibah tree; Cottonwood; Cypress: Arizona, Bald, Filicoides-fernspray, Gracilis-slender Hinoki, Squarrosa-moss, Swara false; Dogwood: Cloud nine, Flowering, Kousa; Elm, Chinese; Eucalyptus: Mealy, Redgum, Red ironbark, Silver dollar; Ficus, Mini; Fir: Balsam, Douglas, White; Florida anise tree; Ginko-maidenhair tree; Hawthorn, Green; Hemlock: Canada, Eastern; Larch, Japanese; Linden; Locust: Black, Honey, Shademaster honey; Magnolia; Mahogany; Maple: Albus-flowering, Flame, Luteus-flowering, Norway, Red, Red Sunset, Roseus-flowering, Silver, Sugar, Tangerine-flowering, Vesuvius red-flowering; Mesquite, Chilean; Oak: Bear, Live, Pin, Red, Scarlet, Willow; Palm: Mexican fan, Parlor, Queen; Pine: Austrian, Beach, Bosnian, Bristlecone, Canary Island, Columnar Scotch, Eastern white, Eldarica, Japanese black, Loblolly, Monterey, Pumilio-shrubby swiss mountain, Red, Scotch, Shore; Planetree, London; Podocarpus; Redbud, Eastern; Red Cedar, Eastern; Sequoia, Giant; Sourwood; Spruce: Colorado, Dwarf Alberta, Dwarf globe blue, Glauca-Colorado blue, Hoopsii-Hoop's blue, Koster-Koster blue, Norway, Pendula-weeping Norway, Repens-spreading Norway, White; Sweetgum, American; Sycamore: American, California; Tab, Yellow; Toyon; Tuliptree; Willow.

**Nonbearing Fruit and Nut Trees and Plants†--** Almond; Apple; Apricot; Avocado; Banana; Blackberry; Blueberry; Carob; Cherry: Sweet, Sour; Chestnut, Chinese; Crabapple; Currant; Dewberry; Elderberry; Fig; Filbert; Gooseberry; Grape: American, European; Grapefruit; Kiwi; Lemon; Loganberry; Macadamia nut; Mulberry, White; Nectarine; Olive: Black, Russian; Orange; Peach; Pear; Pecan; Pistachio; Plum; Pomegranate; Prune; Raspberry; Tangelo; Tangerine; Walnut: Black, English.

†Nonbearing fruit and nut trees and plants are defined as plants that will not bear fruit for at least one year after treatment.

### WHEN TO APPLY

Apply Preen Garden Weed Preventer Plus Fertilizer in the spring, summer or fall around established plants and transplants. **Preen Garden Weed Preventer Plus Fertilizer should not be used on flower seeds.** It can be used after flowering plants have germinated and are 2-3 inches tall. Since it does not kill existing weeds, you must first remove any that have already begun to grow. By applying Preen Garden Weed Preventer Plus Fertilizer as early as possible, you can eliminate the need for hand weeding.

Rain does not wash this product out of the soil. **For optimum weed control and plant feeding, reapply this product every 3 months.**

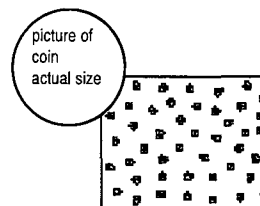
### HOW TO APPLY

**To avoid plant injury, do not apply Preen Garden Weed Preventer Plus Fertilizer when foliage is wet.** When plants are dry, sprinkle this product on soil surface at rate given below for your specific planting situation. Once activated by watering or soil incorporation, it forms a weed control barrier in the top layer of soil, preventing weed seeds from germinating. Disturbance to the soil surface after activation may result in erratic weed control.

### APPLYING AROUND ESTABLISHED PLANTS AND TRANSPLANTS

For flowers, roses, herbs, ground covers, ornamental grasses, shrubs, trees and listed vegetables at least 2-3 inches tall (see special section for use on vegetables): sprinkle Preen Garden Weed Preventer Plus Fertilizer evenly over the entire soil surface, at the rate of 1 oz. per 10 sq. ft. (see picture below), being sure to keep granules away from plant roots and foliage. Immediately water this product into soil surface. If watering-in is not convenient, lightly rake into soil surface. Always wash or brush off stray granules from plant foliage to avoid damage or discoloration.

**Surface Application Rate**  
Sprinkle Preen Garden Weed Preventer Plus Fertilizer as shown on soil surface.



### APPLYING WITH MULCH

For best weed control, apply Preen Garden Weed Preventer Plus Fertilizer after spreading mulch on your flower and shrub beds. Sprinkle it on top of mulch at surface rate (see picture above), being sure to keep granules away from plant foliage. Immediately water this product into mulch. If watering-in is not convenient, lightly rake into top layer of mulch. Always wash or brush off stray granules from plant foliage to avoid damage or discoloration.

### FOR USE ON VEGETABLES

First remove all existing weeds, then lightly rake to prepare a smooth soil surface. Uniformly mix Preen Garden Weed Preventer Plus Fertilizer into the top 1-2 inches of soil immediately after application, using care not to damage any emerged crops. Rate of application depends on type of soil. Apply at 1 lb. per 640 sq. ft. for heavy clay-type soils, at 1 lb. per 960 sq. ft. for medium loam soils, and at 1 lb. per 1280 sq.ft. for light sandy soils.

**BEFORE Seeding:** Broccoli, Brussels Sprouts, Cabbage, Carrots, Cauliflower, Celery, Collard, Black-Eyed Peas, Field Peas, Green Peas, Kale, Lentils, Lima Beans, Mustard Greens, Okra, Radish, Southern Peas (Cow Peas), Snap Beans, Turnip Greens.

**AFTER Seeding or Transplanting:** Cantaloupes, Cucumbers, Watermelons. Apply after plants have developed 5 or more leaves.

**AFTER Planting:** Potatoes - May be applied after planting, before or after emergence. Use care not to damage seed pieces in cultivating nor allow treated soil to contact emerged plant foliage.

**BEFORE Transplanting:** Celery, Broccoli, Brussels Sprouts, Cabbage, Cauliflower, Eggplant, Peppers, Onions, Tomatoes.

**Perennial Vegetables:**

Asparagus - Apply prior to spear emergence of established plants.

**This container is constructed from 85% recycled box board. (For paper box board only)**

**\*See Use Directions for complete list of treated weeds.**

7/12

**REFILL INSTRUCTIONS**

[Optional for reusable rigid plastic container with application device][This container with applicator cap is reusable with [TURF Fertilizer Plus Dimension Weed Control or this product]. Refill the container with desired amount of this product and use as directed. When done, store or dispose this container as listed on the label.]

**STORAGE AND DISPOSAL**

Do not contaminate water, food or feed by storage and disposal.

**PESTICIDE STORAGE:** Store product in its original container in a cool dry, locked place out of the reach of children and animals.

**PESTICIDE DISPOSAL and CONTAINER HANDLING:** Nonrefillable container. Do not reuse or refill this container. **IF EMPTY:** Place in trash or offer for recycling if available. **IF PARTLY FILLED:** Call your local waste agency for disposal instructions. Never place unused product down any indoor or outdoor drain.

[Optional Storage and Disposal statement for use with reusable containers.]

**STORAGE AND DISPOSAL**

Do not contaminate water, food or feed by storage and disposal.

**Pesticide Storage:** Store product in its original container in a cool dry, locked place out of the reach of children and animals.

**Pesticide Disposal and Container Handling:** Nonrefillable container. Do not reuse or refill this container except as described in the DIRECTIONS FOR USE (see Refill Instructions). **If Empty:** Place in trash or offer for recycling if available. **If partly filled:** Call your local waste agency for disposal instructions. Never place unused product down any indoor or outdoor drain.

**PREEN GUARANTEE**


To the extent consistent with applicable law, Lebanon Seaboard Corporation guarantees you will be satisfied with the performance of this product when used as directed, or your money back. If not satisfied, describe the nature of your problem, and send with proof of purchase to Lebanon Seaboard Corporation, 1600 E Cumberland St., Lebanon, PA 17042.

The manufacturer makes no warranties, expressed or implied, concerning this product or its use, which extend beyond the description on the face hereof. All statements made concerning this product apply when used as directed.

Claims - Miscellaneous

1. The Flower and Garden Weed Preventer Plus Fertilizer
2. Work • Saver Product For The Joy Of Weed-Free Gardens
3. Prevents Weeds\* & Fertilizes in Ornamental beds and around Bulbs, Flowers, Roses, Herbs, Ground Covers, Ornamental Grasses, Shrubs, Trees & Vegetables
4. Ready To Use Granules with Built In Applicator (For plastic containers only)
5. Refillable Canister (For plastic containers only)
6. This WORK-SAVER product prevents weeds plus fertilizes in one easy application.
7. Fertilizes to Provide Rich Color and Vigorous Growth
8. American Rose Society Endorsed
9. Effective Weed Control - Prevents weeds\* all season long - eliminates the need for hand weeding
10. Beneficial, High Quality Fertilizer - For abundant blooms, increased yields, strong root development and improved plant vigor.
11. Easy To Apply - Just shake on.
12. Apply throughout the growing season.
13. Great over mulch.
14. Stop weeds\* before they start!
15. Prevents weeds\* up to three months
16. Sprinkle around flowers, vegetables, trees, shrubs
17. Apply - spring, summer or fall
18. Covers XX% more than previous container (Percentage will vary by container size)
19. Good Housekeeping Seal (Logo)
20. Stop weeds\* before they start around flowers, vegetables, trees, shrubs
21. EASY TO USE APPLICATOR
22. Lift Here to Open
23. Season-long weed preventer and fertilizer
24. One easy application feeds plants for 3 months
25. One application prevents weeds and fertilizes all season
26. All purpose fertilizer
27. Slow release nitrogen Won't burn your plants
28. Works all season long
29. Won't harm your plants
30. Fertilizes/Feeds longer
31. Prevents weeds 33% longer than previous product
32. All purpose plant food
33. Prevents weeds\* and feeds plants up to 3 months
34. Prevents weeds\* and feeds plants for 3 months
35. Prevents weeds\* and feeds plants
36. Prevents weeds\* for 3 months
37. Prevents weeds\* up to 3 months
38. Prevents weeds\* and feeds plants all season
39. Prevents weeds\* and fertilizes for 3 months
40. 3 Month Weed\* Preventer
41. Preen Works, So You Don't Have To
42. For Vegetable Gardens
43. Try Preen Organic Vegetable Garden Weed Preventer
44. Use our products responsibly, learn more at [www.preen.com](http://www.preen.com)
45. Preen is a registered trademark of Lebanon Seaboard Corporation



- 46. Proof of Purchase
- 47. Press to Reseal
- 48. See inside booklet for complete directions for use, plant listings, & precautionary statements.
- 49. Lift here to open [pictogram of a arrow]
- 50. To Open: Cut along dotted line
- 51. Applicator scoop included [pictogram placeholder for scoop]
- 52. Flowers [pictogram placeholder for flowers]
- 53. Shake on Mulch Every 3 Months [pictogram placeholder container with product]
- 54. This product contains an all-purpose fertilizer consisting of nitrogen, phosphorus, and potassium to keep your plants growing strong. One easy application feeds your plants for 3 months to promote beautiful color, blooms, foliage and strong root growth while helping to resist disease. There's no chance of overfeeding or burning your plants when used as directed.
- 55. all season long
- 56. EASY TO USE APPLICATOR [Insert Image]
- 57. Try [these] other Preen products:
- 58. [Preen Organic Vegetable Garden Weed Preventer]
  - o [Preen Fabric]
  - o [Preen Lawn Weed Control]
  - o [Preen Lawn Crabgrass Preventer]
  - o [Preen Lawn Crabgrass Preventer Plus Fertilizer]
  - o [Preen Lawn Fall Weed Control Plus Fertilizer]
  - o [Preen Lawn Stepsaver Weed Control Plus Fertilizer]
  - o [Preen Lawn Weed & Feed]
  - o [Preen Mulch Plus]
  - o [Preen Lawn Stepsaver Weed Control Plus Fertilizer]
  - o [Preen Weed & Grass Killer]
  - o [Preen Vegetable Garden Weed Preventer]
- 59.  (MST – (Mobile Scan Tag / black & white)

Claims Regarding Weed Control Properties

- 1. 3 Month Weed\* Control
- 2. America's #1 [garden] weed\* preventer
- 3. Prevents [new] weeds\* for [up to] 3 Months [guaranteed]
- 4. Prevents [tough] weeds\* including (select weeds from list) [ and other common weeds]
- 5. Prevents the toughest weeds\*
- 6. See inside booklet for complete directions for use, plant listings, & precautionary statements
- 7. Shake on Mulch Every 3 Months [with placeholder pictogram Shaker and product]
- 8. Sprinkle around flowers, trees, shrubs [every 3 months]
- 9. Stops [new] Weeds\* for [up to] 3 Months [guaranteed]
- 10. Stops [new] weeds\* [all season] [guaranteed]
- 11. weed\*-fighting formula
- 12. Visit [www.preen.com](http://www.preen.com)
- 13. Weed images (any from list)
- 14. Won't harm plants[\*] [(\*)Please refer to plant list where product can be used] [(\*)When used as directed]

\*See Use Directions for complete list of treated weeds.

Combination Weed Control and Fertilizer

- 1. [2 in 1] [Southern] Weed Preventer Plus Plant Food
- 2. 3 Month Weed [Control] [Preventer] with Plant Food
- 3. More Blooms, Fewer Weeds\* [All Season]
- 4. Prevents weeds\* and feeds for [3] months
- 5. Prevents weeds\* and feeds plants up to 3 months
- 6. Prevents weeds\* up to 3 months and feeds plants
- 7. Stops Weeds\* All Season and feeds plants!
- 8. Stops Weeds\*, Feeds Plants [all season]

Claims regarding Fertilizer Properties

- 1. [with] [Continuous Release] Plant Food
- 2. with Brilliant Blooms [Plant Food]
- 3. Helps plants retain water to protect against heat and drought
- 4. deeper roots better retain water to protect from heat and drought
- 5. strengthens plants against heat and drought
- 6. builds [strong] deep roots [to retain water] [to protect from drought and heat] [to endure heat, drought]
- 7. Feeds [plants] [for] [up to] [X months]!
- 8. Less watering, [drought resistant] due to [stronger] [deeper] roots
- 9. Deeper, stronger roots means less watering needed
- 10. Feeds for [bigger,] more colorful plants
- 11. Feeds [plants] for more blooms!
- 12. Promotes [vibrant] [more] [colorful] blooms
- 13. Fertilizer labeling requirement for products distributed in the state of Washington: Information regarding the contents and levels of metals in this product is available on the Internet at <http://www.regulatory-info-leb-sea.com>

Claims regarding Slow Release Fertilizer Properties

- 1. [Controlled] [Slow] Release feeding up to [X] weeks
- 2. [Controlled] [Slow] Release Plant Food
- 3. Continuous feeding up to [X weeks] [X months]
- 4. Extended Feeding Plant Food
- 5. Feeds [for] [up to] [X months] [X weeks]!
- 6. with [Controlled] [Slow] Release Plant Food

Claims regarding POWER Applicator Cap

- 1. [1] [2] [AA] [AAA] Batteries [included]
- 2. Includes [1] [2] [AA] [AAA] Batteries
- 3. [Battery Powered] [Motorized] [Powere] Spreader
- 4. Motorized!
- 5. Easy to use [applicator] [Spreader]
- 6. [Dispenses] [Flows] [Spreads] [evenly,] [less work] [easily]
- 7. [Dispenses] [Releases] [Applies] [granules] [products] evenly
- 8. [For] [Provides] [allows for] [even] [precise] [coverage] [application]
- 9. [Easy] [EZ] [Flow] [Even Flow] [MaxControl] [Battery Powered] [Automatic] [Auto] [Shaker] [Power] [Applicator]
- 10. [Spreader] [Dispenser]
- 11. Fast [and, &] [Easy] shake-free [dispensing][applicator][dispenser] [spreader] [just hold and go]
- 12. [Just] hold and go!
- 13. [Require] [1] [2] [AA] [AAA] Batteries [(included)]
- 14. [XX]% more [product] [coverage]
- 15. Applicator [Scoop] Included [pictogram placeholder for applicator]

- 16. Automatic motor shut-off when lid is closed
- 17. Bonus size [XX]% more [product] [coverage]
- 18. Bonus size!
- 19. Special Value[!] [Bonus Value] [!]
- 20. Easy to Apply – Just shake on
- 21. [Easy to Apply-] No Shaking!
- 22. EASY TO USE APPLICATOR [Insert image]
- 23. [For] [Provides] [uniform] [even] [accurate] coverage
- 24. [Allows for] [Provides] more precise application
- 25. Follow manufacturer's directions for battery disposal.
- 26. For [an] [even] [uniform] even flow [and more precise application]
- 27. Just Flip Open & Hold
- 28. [Just] flip open and go
- 29. Lift here to open [pictogram of an arrow]
- 30. No shaking!
- 31. Press to reseal
- 32. Ready To Use Granules with Built In [Shaker] Applicator [for rigid plastic containers]
- 33. Reusable [battery-powered] [power] [applicator] [fits all Preen bottles]
- 34. Reusable Container
- 35. Releases [distributes] product evenly [for uniform coverage] [for best results]
- 36. Saves time
- 37. Shake on Mulch Every 4 Months [with placeholder pictogram Shaker [applicator] and product]
- 38. Apply on mulch every [3] [4] months (with pictogram or image of product)
- 39. Simply press to close
- 40. Dispose of batteries as per manufacture's direction.
- 41. To replace batteries, open battery door [loosen and remove screws in underside of cap to reveal battery housing]
- 42. When storing container at end of season, remove batteries [to prevent leakage].
- 43. Applicator instructions [Getting Started] [First time use]
- 44. Applicator instructions [Getting Started] [First time use] [Spreader Instructions] [Note to reviewer: # 45 and #46 are optional directions to replace #44]
  - [1.] Unscrew [applicator] cap [pictogram or image]
  - [2.] Remove seal from top of bottle [container] [pictogram, icon or image]
  - [3.] Remove tab to activate batteries [pictogram, icon or image]
  - [4.] Replace [applicator] cap [pictogram, icon or image]
  - [5.][Flip (insert color) top up [pictogram, icon or image]
  - [6.] [Tilt away from face before turning on]
  - [7.] To begin spreading, tilt bottle [container] [toward ground] and turn [flip] [select color] power [button] [switch] to on position. [Pictogram, icon or image]
  - [8.] Apply as directed.
  - [9.] Simply press to close.
  - [Optional steps 5 and 6 may replace steps 5-7]
  - [5.] To begin spreading, open top, turn on power [button] [switch] and tilt bottle. [Pictogram, icon or image]
  - [6.] Apply as directed.
- 45. [Getting Started] [Applicator Instructions] [Spreader Instructions]
  - (a ) Unscrew [applicator] cap and remove seal from top of bottle; replace cap.
  - (b) [Flip open top) , [and]( open) [remove]( battery cover and) pull [vinyl] tab to activate batteries.] –we'd like this direction b, e and f to be optional.
  - (c) To begin spreading, [flip open] [top] [and] turn on [color] power switch.
  - (d) Tilt bottle [at 45-degree angle] toward ground and [hold steady as you] apply [as directed] [pictogram or image]
  - (e)[If motor( gets clogged) [stops][stops working], turn power switch [to] off [position] and manually rotate the [color]( dial) [disc] on top of (the) ( cap) [lid] [spout cap] to dislodge (granules) [product]. Turn power back on to resume application.)
  - (f)([Simply] Press to close (- motor automatically shuts off when lid is closed].)

- 46. [Getting Started] [Applicator Instructions] [Spreader Instructions]
  - (a) Unscrew cap. Remove seal from top of bottle. Replace cap.
  - (b) (Pull tab to activate batteries) direction b is optional here.
  - (c) To begin spreading, (flip) open top, turn on power switch, and tilt bottle (toward ground)
  - (d) Apply as directed.
  - (e) (If motor( gets clogged) [stops][stops working], turn power switch [to] off [position] and manually rotate the [color]( dial) [disc] on top of (the) ( cap) [lid] [spout cap] to dislodge (granules) [product]. Turn power back on to resume application.) direction e is optional here
  - (f) (Simply) press to close) direction f is optional here
- 47. Up to [X minutes] of continuous spreading
- 48. For maximum control
- 49. For [greater] [more accurate] coverage [accuracy]
- 50. Battery [shelf] life [up to X hours] [up to X years]
- 51. Visit [www.preen.com](http://www.preen.com) for gardening [and weed prevention] tips, [and] [valuable offers] [and more information on Preen products.]
- 52. Instant Savings!
- 53. [\$1.50] [\$2.00] [\$2.50] [\$3.00] [\$4.00] [\$5.00] off [regular price] [ visit [www.Preen.com](http://www.Preen.com) for details] [see store associate for details]
- 54. [\$1.50] [\$2.00] [\$2.50] [\$3.00] [\$4.00] [\$5.00] off a future [Preen] purchase [of select Preen Products.] [Visit [www.Preen.com](http://www.Preen.com) for details.] [see store associate for details]
- 55. [\$1.50] [\$2.00] [\$2.50] [\$3.00] [\$4.00] [\$5.00] rebate [Visit [www.Preen.com](http://www.Preen.com) for details.] [see store associate for details]