



U.S. ENVIRONMENTAL PROTECTION AGENCY

Office of Pesticide Programs  
Registration Division (7505P)  
Ariel Rios Building  
1200 Pennsylvania Ave., NW  
Washington, D.C. 20460

EPA Reg. Number:

961-348

Date of Issuance:

JUL 23 2008

NOTICE OF PESTICIDE:

Registration  
 Reregistration  
(under FIFRA, as amended)

Term of Issuance:

Name of Pesticide Product:

Lebanon Lawn Fertilizer With  
Team Crabgrass Control

Name and Address of Registrant (include ZIP Code):

Lebanon Chemical Corp.  
1600 East Cumberland Street  
Lebanon, PA 17042

Note: Changes in labeling differing in substance from that accepted in connection with this registration must be submitted to and accepted by the Registration Division prior to use of the label in commerce. In any correspondence on this product always refer to the above EPA registration number.

On the basis of information furnished by the registrant, the above named pesticide is hereby registered/reregistered under the Federal Insecticide, Fungicide and Rodenticide Act. Registration is in no way to be construed as an endorsement or recommendation of this product by the Agency. In order to protect health and the environment, the Administrator, on his motion, may at any time suspend or cancel the registration of a pesticide in accordance with the Act. The acceptance of any name in connection with the registration of a product under this Act is not to be construed as giving the registrant a right to exclusive use of the name or to its use if it has been covered by others.

This product is reregistered in accordance with FIFRA sec. 4(g)(2)(C) provided that you:

- 1) Submit and/or cite all data required for registration/reregistration review of your product when the Agency requires all registrants of similar products to submit data.
- 2) Based on toxicity ranking per the acute toxicity review, the First Aid statements should be placed on the label in the following order: "IF IN SKIN OR CLOTHING:...  
IF SWALLOWED:...  
IF IN EYES:...  
IF INHALED:..."

Signature of Approving Official:

Joanne I. Miller  
Product Manager 23  
Herbicide Branch  
Registration Division (7505P)

Date:

JUL 23 2008

2 8 8

3) Per the acute toxicity review, the Hazards to Humans and Domestic Animals must be revised to read: "CAUTION Harmful if absorbed through skin. Avoid contact with skin, eyes or clothing. Prolonged or frequently repeated skin contact may cause allergic reaction in some individuals."

4) Per the acute toxicity review, the PPE section must be revised to read:

"Personal Protective Equipment (PPE)

All loaders, applicators and other handlers must wear:

Long-sleeved shirt and long pants,

Socks plus shoes, and

Chemical-resistant gloves made of any waterproof material."

5) The following rate restrictions must be added to the label:

Cool Season Turf:

Maximum of 1.5 lbs ai per acre per application.

Maximum of 2 applications per year.

Maximum of 3 lbs ai per acre per year.

Warm Season Turf:

Maximum of 3 lbs ai per acre per application.

Maximum of 2 applications per year.

Maximum of 6 lbs ai per acre per year."

6) The entry restriction text must be revised to read:

"This product must be watered in as soon as possible after application. Do not enter or allow people (or pets) to enter the treated area until dusts have settled. Except for those people involved in the watering-in – do not enter or allow other people (or pets) to enter the treated areas until the watering-in is complete and the surface is dry."

Submit one copy of the revised final printed label for the record.

If these conditions are not complied with, the registration will be subject to cancellation in accordance with FIFRA sec. 5(e). Your release for shipment of the product constitutes acceptance of these conditions. A stamped copy of the label is enclosed for your records.

If you have any questions please call Erik Kraft at 703-308-9358 or email at Kraft.Erik@epa.gov.

# LEBANON LAWN FERTILIZER <sup>3 8 8</sup> WITH TEAM\* CRABGRASS CONTROL

## ACTIVE INGREDIENTS:

Benefin .....	1.030%
Trifluralin .....	0.515%
OTHER INGREDIENTS .....	<u>98.455%</u>
<b>TOTAL</b> .....	<b>100.000%</b>

EPA Reg. No. 961-348  
Benefin CAS. No. 1861-40-1  
Trifluralin CAS. No. 1582-09-8

(L) (D)  
EPA Est. 961-PA-01:961-IL-01  
Superscript used is first letter of lot number.

**KEEP OUT OF REACH OF CHILDREN**

## CAUTION

See back panel for additional Precautionary Statements.

**NOTICE: Read the entire label. Use only according to label directions.**

**Before buying this product, read the Warranty Section elsewhere on this label.**

**If terms are not acceptable, return the unopened container at once.**

## GUARANTEED ANALYSIS

Total Nitrogen (N) .....	XX%
X.X% Ammoniacal Nitrogen	
X.X% Water Insoluble Nitrogen	
X.X% Urea Nitrogen	
X.X% Other Water Soluble Nitrogen	
Available Phosphate (P <sub>2</sub> O <sub>5</sub> ) .....	XX%
Soluble Potash (K <sub>2</sub> O) .....	XX%

Nutrient Sources: (Guaranteed Analysis and Nutrient Sources to be supplied based on fertilizer analysis used by manufacturer.)

MANUFACTURED BY:

**LEBANON SEABOARD CORPORATION**  
**1600 EAST CUMBERLAND STREET**  
**LEBANON, PA 17042**  
[www.lebsea.com](http://www.lebsea.com)

**NET WEIGHT: 30 LBS. (13.6 kg)**

**TREATS: XX,XXX Sq. Ft.**

ACCEPTED  
with COMMENTS  
in EPA Letter Dated

**JUL 23 2008**

Under the Federal Insecticide,  
Fungicide, and Rodenticide Act  
as amended, for the pesticide  
registered under EPA Reg. No.

961-348

4 8 8

---

**PRECAUTIONARY STATEMENTS**

---

**HAZARDS TO HUMANS AND DOMESTIC ANIMALS**  
**CAUTION**

Causes moderate eye irritation. Harmful if swallowed. Avoid contact with eyes or clothing. Wash thoroughly with soap and water after handling and before eating, drinking, chewing gum, or using tobacco.

**Personal Protective Equipment (PPE)**

All loaders applicators and other handlers must wear:

- Long-sleeved shirt and long pants
- Socks plus shoes

Follow manufacturer's instructions for cleaning/maintaining PPE. If no such instructions for washables exist, use detergent and hot water. Keep and wash PPE separately from other laundry.

**User Safety Recommendations**

- Wash hands before eating, drinking, chewing gum, using tobacco, or using the toilet.
- Remove clothing/PPE immediately if pesticide gets inside. Then wash thoroughly and put on clean clothing.
- Remove PPE immediately after handling this product. Wash the outside of gloves before removing. As soon as possible, wash thoroughly and change into clean clothing.

**FIRST AID**

**IF SWALLOWED:** • Call a poison control center or doctor immediately for treatment advice.

- Have person sip a glass of water if able to swallow.
- Do not induce vomiting unless told to do so by a poison control center or doctor.
- Do not give anything by mouth to an unconscious person.

**IF ON SKIN:** • Take off contaminated clothing.

**OR CLOTHING:** • Rinse skin immediately with plenty of water for 15-20 minutes.

- Call a poison control center or doctor for treatment advice.

**IF IN EYES:** • Hold eye open and rinse slowly and gently with water for 15-20 minutes.

- Remove contact lenses, if present, after the first 5 minutes, then continue rinsing eye.
- Call a poison control center or doctor for treatment advice.

**IF INHALED:** • Move person to fresh air.

- If person is not breathing, call 911 or an ambulance, then give artificial respiration, preferably by mouth-to-mouth, if possible.
- Call a poison control center or doctor for further treatment advice.

Have the product container or label with you when calling a poison control center or doctor, or going for treatment. For Emergency Medical Information call (888) 208-1368.

**ENVIRONMENTAL HAZARDS**

This pesticide is extremely toxic to freshwater, marine, and estuarine fish and aquatic invertebrates including shrimp and oyster. Do not apply in a manner that will directly expose canals, lakes, streams, ponds, marshes or estuaries to aerial drift. Do not apply directly to water, or to areas where surface water is present or to intertidal areas below the mean high water mark. Do not contaminate water when disposing of equipment washwater or rinseate. Drift and runoff may be hazardous to aquatic organism in water adjacent to treated areas.

**DIRECTIONS FOR USE**

It is a violation of federal law to use this product in a manner inconsistent with its labeling. Read all directions carefully before applying this product.

**Not for use on plants grown for sale or other commercial use, or for commercial seen production, or for research purposes. For use on plants intended for aesthetic purposes or climatic modification and being grown in ornamental gardens or parks, or on golf courses or lawns and grounds.**

**Application Restrictions:** Do not apply this product in a way that will contact workers or other persons, either directly or through drift. Only protected handlers may be in the area during applications.

**Entry Restrictions:** Do not enter or allow other people (or pets) to enter the treated area until dusts have settled. If watering in is required after the application-- except for those people involved in the watering-in - do not enter or allow other people (or pets) to enter the treated areas until the watering-in is complete and the surface is dry.

## STORAGE AND DISPOSAL

5 8 8

Do not contaminate water, food or feed by storage or disposal.

**Pesticide Storage:** Store product in its original container in a cool, dry, locked place out of the reach of children and animals.

**Pesticide Disposal:** Wastes resulting from the use of this product may be disposed of on site or at an approved waste disposal facility.

**Commercial Container Disposal:** Completely empty container into application equipment. Then dispose of container in a sanitary landfill or by incineration, or, if allowed by State or local authorities, by burning. If burned stay out of smoke.

**Homeowner Container Disposal:**

**If empty:** Do not reuse this container. Place in trash or offer for recycling if available.

**If partly filled:** Use as directed or call your local waste agency for disposal instructions. Never place unused product down any indoor or outdoor drain.

## GENERAL INFORMATION

This turf fertilizer product contains TEAM, a preemergence herbicide which is applied to established turfgrasses for the control of the winter annual grass: Annual Bluegrass (*Poa annua*); and summer annual grasses: Smooth and Hairy Crabgrass, Goosegrass (silver crabgrass or crowfootgrass), Barnyardgrass (watergrass) and Green and Yellow Foxtail. This product also provides partial control of Prostrate Spurge (*Euphorbia humistrata*), Spotted Spurge (*Euphorbia maculata*), Creeping Spurge (*Euphorbia serpens*), Creeping Woodsorrel (*Oxalis corniculata*) and Yellow Woodsorrel (*Oxalis stricta*).

This Product Is Recommended For Use On The Following Established Warm and Cool Season Perennial Turfgrass Species:

**Established Cool Season Turfgrasses** - Bentgrass Fairways, Kentucky Bluegrass, Perennial Ryegrass, Fescues

**Established Warm Season Turfgrasses** - Bahiagrass, Bermudagrass, Centipedegrass, St. Augustinegrass, Zoysiagrass.

This product should be applied one to two weeks prior to the anticipated germination of the target annual weeds. Apply using a properly calibrated granular fertilizer spreader which will uniformly distribute the product over the target area. Avoid skips and excessive overlaps as poor weed control or turfgrass injury may occur. Optimum weed control performance will be obtained if treated areas are irrigated soon after application. This product will not harm most nearby ornamentals.

In areas with extended growing seasons or where desired, a second application at the recommended rate can be made 8 to 10 weeks following the initial application on cool season turfgrasses and 10 to 12 weeks following the initial application on warm season turfgrasses.

## GENERAL PRECAUTIONS AND RESTRICTIONS

**Do Not Ship or Store with Food, Feeds, Drugs or Clothing.**

**Reseeding:** Chemicals that effectively control annual weed seeds may also affect new desirable turfgrass seedlings. Reseeding should be delayed for a least 8 weeks after application. When using at the highest recommended rate, reseeding should be delayed 12 to 16 weeks after application.

Use caution to confine product to intended application area, as the active ingredients may stain concrete, plastic or other materials.

Do not apply this product to golf course putting greens, dichondra, or newly sprigged areas of Bermudagrass, St. Augustinegrass, Centipedegrass or Zoysiagrass.

All of the Summer annual grasses do not germinate at the same time. If application timing does not coincide with the normal germination period of any of the annual grass weeds listed on this label, weed control results may be erratic or poor.

Any cultural practices that disturb the soil, such as aerification or verticutting, should be done prior to application.

## APPLICATION INSTRUCTIONS

For most effective annual weedgrass control, make application uniformly over your lawn area with no skips or misses; annual weedgrass will be uninhibited in untreated areas. Do not over-apply or under-apply. Early morning applications when the wind is calm and dew is on the ground are ideal. Wheel tracks are easy to follow and granules can be spread uniformly.

**Broadcast Application Rates:**

6 7 8

For Preemergence Weed Control of:	Application Rate	Specific Use Directions
Spring Germinating Annual Grasses - including Crabgrass, Foxtail, Barnyardgrass	Northern (Cool Season) Turfgrass 3 lbs. per 1,000 sq. ft.	Apply in Spring, 1 to 2 weeks prior to the onset of conditions favorable for annual weed grass seed germination.
	Southern (Warm Season) Turfgrass 3 to 4.5 lbs. per 1,000 sq. ft.	Apply in late Winter or early Spring 1 to 2 weeks prior to the onset of conditions favorable for annual weed grass seed germination.
Late Spring, Early Summer Germinating Annual Grasses - including Goosegrass	Northern (Cool Season) Turfgrass 3 lbs. per 1,000 sq. ft.	Goosegrass normally germinates 4 to 6 weeks later than crabgrass, foxtails, etc. Time applications accordingly, in late Spring or early Summer, 1 to 2 weeks prior to the expected germination of goosegrass.
	Southern (Warm Season) Turfgrass 3 to 4.5 lbs. per 1,000 sq. ft.	
<i>Poa Annua</i> (Annual Bluegrass)	Northern (Cool Season) Turfgrass 3 lbs. per 1,000 sq. ft.	Apply in late Summer or early Fall and again in late Winter or Spring, 1 to 2 weeks prior to the expected germination of annual bluegrass.
	Southern (Warm Season) Turfgrass 4.5 lbs. per 1,000 sq. ft.	Apply in late Summer or early Fall 1 to 2 weeks prior to the expected germination of annual bluegrass. A second application of 6 lbs. per 1,000 sq. ft. can be made 10 to 12 weeks after initial treatment for extended control.

**SUGGESTED SPREADER SETTINGS**

[Note: Registrant/Subregistrant may insert appropriate spreader setting information based on desired spreaders and recommended use rates as listed above.]

These settings were calibrated and field tested. However, age and condition of spreader, speed of operation, and evenness of terrain may require slightly different settings for desired coverage.

**WARRANTY**

The Manufacturer warrants that this product conforms to its chemical description and is reasonably fit for the purpose stated on the label when used in accordance with directions under normal conditions of use, but neither this warranty nor any other warranty of merchantability or fitness for a particular purpose, expressed or implied, extends to the use of this product contrary to label instructions, or under abnormal conditions, or under conditions not reasonably foreseeable to Manufacturer, and Buyer assumes the risk of any such use.

\*Trademark of Dow AgroSciences LLC.

**Advertising claims that may be presented on the label**

- A Granular Fertilizer Containing TEAM\* for the Preemergence Control of Crabgrass, Foxtail, Goosegrass, *Poa Annua* and Other Annual Weed Grasses in Established Turfgrass.

**GUARANTEED SATISFACTION**

4 Stage Lawn Care Program

MARCH 1 - APRIL 30

Feeds up to 8 weeks

7 7 8

XX% Nitrogen - Provides leaf growth and makes grass green  
XX% Phosphate - Promotes root development  
XX% Potash - Helps plant resist drought and disease  
(Percentages dependent on fertilizer analysis used by manufacturer.)

AGWAY 4 Stage Lawn Program makes it easier to have a lush, green lawn. Our 4 simple applications eliminate the guesswork and give you professional lawn care results. Each stage combines just the right amount of fertilizer with the right amount of control and prevention. Just match each stage to the correct season and you'll prevent crabgrass, control weeds and insects, and prepare your lawn for the winter. It's what your lawn needs for strong growth.

AGWAY'S premium Greenlawn products are the quality choice in complete lawn care. You determine your lawn needs, and you'll find a Greenlawn product to help you. Fertilizers, lawn starters, crabgrass prevention, weed and insect control, winterizers - everything your lawn needs for a lush, green lawn and year-round protection. Each one is easy to apply and guaranteed to produce quick, long-lasting results.

### AGWAY Guarantees Satisfaction

If for any reason you are not fully satisfied with the performance of this product, we want to know. Just bring the item back to the store and we will exchange it or issue a refund.

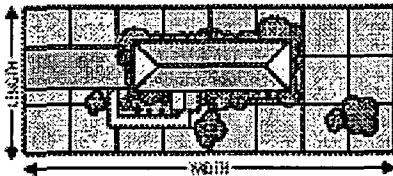
#### Optional Headings:

- Care & Handling
- Quality Results
- FERTILIZER

#### Optional Spreader Directions:

##### Determining Your Lawn's Square Footage

To determine how much of this product to apply, you must determine the square footage of your lawn. An easy way to do this is to walk the length of your lawn, figuring that one pace equals about 3 feet. Do the same with the width of the lawn. Then multiply the length by the width to arrive at the total. Make sure you subtract the square footage of your home and driveway when calculating the total square footage of your lawn. If your lawn has an irregular shape, try dividing it up into a number of square areas. Calculate the square footage for each area, then add the figures together to reach your total lawn size.

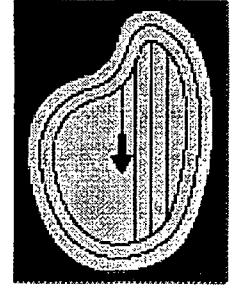



**Spreader Tips**

For the best application results, use an AGWAY spreader. The two main types of spreaders are the Drop Spreader, which drops the material straight down the width of the spreader as you push, and the Broadcast Spreader (also know as a rotary), which throws the material from the spreader.

**Drop Spreader:** First make two passes along the top of the area you'll be covering. Then make two passes along the bottom area. Then move back and forth along the long part of the lawn. For uniform coverage, it's a good idea to overlap wheel marks. On each pass, as you reach the strips at the top and bottom of the area to be covered, shut off the spreader. It's also important to shut off the spreader when you are stopped.

**Broadcast Spreader:** To start or stop the spreader, slide the shut-off lever to the closed position. You can avoid misses by ensuring that there is some slight overlapping.



**Additional Labeling Requirements:**

If the fertilizer guarantee contains iron, the following statement must appear:

*This product contains the secondary nutrient iron. Iron may stain concrete and should not be applied on dry or water dampened concrete and should be removed from these areas promptly after application by sweeping or blowing. Do not wash off with water.*

If the recommended use rate applies less than 1 pound nitrogen per 1,000 sq. ft. per application, the following statement must appear:

*Supplemental applications of lawn fertilizer are needed to achieve a minimum 1 pound nitrogen per 1,000 sq. ft.*

For products distributed in the State of Washington, the following statement must appear:

*Information regarding the contents and levels of metals in this product is available on the Internet at <http://www.regulatory-info-lebsea.com>*