

961-297

10/25/2012

1/13



U.S. ENVIRONMENTAL PROTECTION AGENCY
Office of Pesticide Programs
Registration Division (7505P)
Ariel Rios Building
1200 Pennsylvania Ave., NW
Washington, D.C. 20460

EPA Registration
 Number:
 961-297

Date of Issuance:
 OCT 25 2012

NOTICE OF PESTICIDE:

- Registration
- Reregistration

(under FIFRA, as amended)

Term of Issuance: **Unconditional**

Name of Pesticide Product:
Greenfield Modern Trebl

Name and Address of Registrant (include ZIP Code):

Lebanon Seaboard Corporation
 1600 Cumberland St
 Lebanon, PA 19042

Note: Changes in labeling differing in substance from that accepted in connection with this registration must be submitted to and accepted by the Registration Division prior to use of the label in commerce. In any correspondence on this product always refer to the above EPA registration number.

On the basis of information furnished by the registrant, the above named pesticide is hereby registered/reregistered under the Federal Insecticide, Fungicide and Rodenticide Act. Registration is in no way to be construed as an endorsement or recommendation of this product by the Agency. In order to protect health and the environment, the Administrator, on his motion, may at any time suspend or cancel the registration of a pesticide in accordance with the Act. The acceptance of any name in connection with the registration of a product under this Act is not to be construed as giving the registrant a right to exclusive use of the name or to its use if it has been covered by others.

EPA received a label amendment request submitted on October 23, 2012. EPA grants this request under the authority of section 3(c)(5) of the Federal Insecticide, Fungicide and Rodenticide Act, as amended. With this accepted labeling, all requirements set forth in the Reregistration Eligibility Decision (RED) for **siduron** have been satisfied. Therefore, EPA reregisters the product listed above. This action is taken under the authority of section 4(g)(2)(c) of the Federal Insecticide, Fungicide, and Rodenticide Act, as amended. Reregistration under this section does not eliminate the need for continual reassessment of pesticides. EPA may require submission of data at any time to maintain the registration of your product.

In addition, the alternate brand name "Agway Stage 1 Seed Starter Fertilizer Plus Crabgrass Preventer" will be added to your file.

The Basic Confidential Statement of Formula (CSF) dated 9/15/2010 is acceptable, and supersedes all previously-accepted CSFs.

Submit one (1) copy of final printed labeling. Amended labeling will supersede all previously accepted labels. A copy of your label stamped "Accepted" is enclosed for your records. Products released for shipment after twelve (12) months from the date of this Notice or the next printing of your label, whichever occurs first, must bear the new revised label.

If you have any questions regarding this Notice, please contact Hope Johnson at (703)305-5410 or at johnson.hope@epa.gov.

Signature of Approving Official:

Kable Bo Davis
 Product Manager 25
 Herbicide Branch
 Registration Division (7505P)

Date:

OCT 25 2012

GREENFIELD MODERN TREBL®

[ALTERNATE BRAND NAMES:

- AGWAY STAGE 1 CRABGRASS CONTROL & FERTILIZER
- GREENVIEW SPRING TREBL
- LEBANON LAWN FOOD WITH CRABGRASS CONTROL TURERSAN
- AGWAY STAGE 1 SEED STARTER FERTILIZER PLUS CRABGRASS PREVENTER]

[[For Residential Use] For use on residential lawns.]

[[For Professional Use] For use on residential lawns, ornamental turf grass around duplexes, apartment complexes, condominiums, commercial buildings, parks, sport fields, recreational areas, roadsides and golf courses (fairways, greens, tees, aprons & roughs).]

DO NOT USE ON BERMUDAGRASS OR CERTAIN BENTGRASS STRAINS
(See List on Back)

ACTIVE INGREDIENT:

Siduron 2.40%

OTHER INGREDIENTS: 97.60%

TOTAL 100.00%

CAS. No. 1982-49-6

EPA Reg. No. 961-297

(L) (D)

EPA Est. No. 961-PA-01:961-IL-01

Superscript used is first letter of lot number.

KEEP OUT OF REACH OF CHILDREN CAUTION

See back panel for First Aid and additional Precautionary Statements

READ THE ENTIRE LABEL BEFORE USING THIS PRODUCT. USE ONLY ACCORDING TO LABEL INSTRUCTIONS.


Before buying this product, read the Warranty Section elsewhere on this label.

If terms are not acceptable, return the unopened container to the place of purchase at once.

GUARANTEED ANALYSIS

Total Nitrogen (N)	XX%
X.X% Ammoniacal Nitrogen	
X.X% Water Insoluble Nitrogen	
X.X% Urea Nitrogen	
X.X% Other Water Soluble Nitrogen	
Available Phosphate (P ₂ O ₅)	XX%
Soluble Potash (K ₂ O)	XX%

Nutrient Sources: (Guaranteed Analysis and Nutrient Sources to be supplied based on fertilizer analysis used by manufacturer.)



3/13

MANUFACTURED BY: [Distributed By: [Produced By:]]
LEBANON SEABOARD CORPORATION
1600 EAST CUMBERLAND STREET
LEBANON, PA 17042
Made in the U.S.A.
www.lebsea.com

Covers [X,XXX] Square Feet [SQUARE FEET] [SQ. FT.] [Sq. Ft.]
[NET WEIGHT: 17.5 LBS. (7.94 kg)] Net Weight: [Net Wt.:] xx lbs.[LBS.] [POUNDS] (xx.x kg) [(XX.X KG)]
[TREATS: 5,000 SQ. FT.] Treats: XX,XXX Sq. Ft. [SQ. FT.] [Square Feet] [SQUARE FEET]

OPTION 1 : [Intended For Residential Use]

Optional Headings [Care & Handling]

**PRECAUTIONARY STATEMENTS
HAZARDS TO HUMANS AND DOMESTIC ANIMALS
CAUTION**

Harmful if absorbed through skin. Causes moderate eye irritation. Avoid contact with skin, eyes, or clothing. Harmful if swallowed. Avoid breathing dust. Wear long sleeved shirt, long pants, shoes, socks, and chemical-resistant gloves. Wash thoroughly with soap and water after handling and before eating, drinking, chewing gum, using tobacco or using the toilet. Remove and wash contaminated clothing before reuse.

FIRST AID

- IF ON SKIN:** • Take off contaminated clothing.
- OR CLOTHING:** • Rinse skin immediately with plenty of water for 15-20 minutes.
- Call a poison control center or doctor for treatment advice.
- IF IN EYES:** • Hold eye open and rinse slowly and gently with water for 15-20 minutes.
- Remove contact lenses, if present, after the first 5 minutes, then continue rinsing eye.
- Call a poison control center or doctor for treatment advice.
- IF SWALLOWED:** • Call a poison control center or doctor immediately for treatment advice.
- Have person sip a glass of water if able to swallow.
- Do not induce vomiting unless told to do so by a poison control center or doctor.
- Do not give anything by mouth to an unconscious person.
- IF INHALED:** • Move person to fresh air.
- If person is not breathing, call 911 or an ambulance, then give artificial respiration, preferably by mouth-to-mouth, if possible.
- Call a poison control center or doctor for further treatment advice.

Have the product container or label with you when calling a poison control center or doctor, or going for treatment. For Emergency Medical Information call (888) 208-1368.

Optional Heading [Quality Results]

DIRECTIONS FOR USE

It is a violation of Federal law to use this product in a manner inconsistent with its labeling.

NOT FOR USE ON TURF BEING GROWN FOR SALE OR OTHER COMMERCIAL USE AS SOD, OR FOR COMMERCIAL SEED PRODUCTION OR FOR RESEARCH PURPOSES.

RESTRICTIONS

Do not apply this product in a way that will contact any person or pet, either directly or through drift. Keep people and pets out of the area during application.

Do not allow people or pets to enter the treated area until dusts have settled.

If watering in is required after application, do not enter or allow people or pets to enter the treated area (except those involved in the watering) until the water-in is complete and the surface is dry.

Non-target plants can be adversely affected by this product.

Controls these grassy weeds: Crabgrass, Foxtail, Barnyardgrass - by effectively killing the sprouting seeds. Apply after Spring seeding of new lawns or re-seeding of bare spots in established lawns.

For use on newly-seeded or established plantings of the following grasses:

- Bluegrass
- Fescue
- Redtop
- Smooth Brome
- Perennial Ryegrass
- Orchardgrass
- Zoysiagrass

Bentgrass Strains as follows:

- Penncross
- Seaside
- Highland
- Astoria
- Nimisila
- C-1, C-7 and C-19

DO NOT USE ON OTHER BENTGRASS STRAINS OR BERMUDAGRASS

APPLICATION INSTRUCTIONS

1. Rake the lawn to remove leaves and other debris.
2. **On Established Lawns:** Apply at the rate of 3.5 lbs. per 1,000 sq. ft. (17.5 lb. bag covers 5,000 sq. ft.). Apply after the 1st or 2nd mowing (usually at the time forsythia blossoms start to fall) in the Spring before crabgrass and other annual grass weeds emerge.
3. **On Newly-Seeded Areas:** Apply at the rate of 3.5 lbs. per 1,000 sq. ft. (17.5 lb. bag covers 5,000 sq. ft.). Apply immediately after seeding in early Spring before crabgrass and other annual weeds emerge.
4. Apply with a fertilizer spreader (see How To Apply and settings below) to ensure even coverage.
5. If it does not rain for three days after application, water the treated area thoroughly to get desired results. Timing application just ahead of a predicted rain is ideal.

HOW TO APPLY

For best crabgrass control, this product must be applied evenly over your lawn without skips or misses. Determine the correct amount for your lawn area. Do not over-apply or under-apply. Apply the contents of one bag to every 5,000 sq. ft. of lawn area (for example, 50 ft. x 100 ft. = 5,000 sq. ft.). If your lawn measures 100 ft. x 100 ft. (or 10,000 sq. ft.) two bags are sufficient.

1. Using the Suggested Setting below (calculated to apply one-half rate), spread one-half of the required amount of this product for your lawn, moving at a steady rate in one direction.
2. Spread the other half of the required amount over the same area, moving across or at right angles to the first application. This minimizes skips and overlaps, ensuring good coverage. When turning or stopping spreader, close spreader gate.
3. Where this two-step procedure is not practical, apply in one trip over the lawn using the One-Step Settings listed below. Be careful to cover lawn completely, since crabgrass can grow in spots which are missed.

SUGGESTED SPREADER SETTINGS

SPREADER	1.75 LB. TWO-STEP	3.5 LB. ONE-STEP
	SETTING	SETTING
Greenfield Model 105	6 ¼	7 ½
Lawn Beauty	5 ½	6
Sears	4 ½	5 ½
Scotts 35, 75, 100 automatic	4	5
Jackson (drop type)	5 ¼	6
Modern	3	4
Ace (dial on hopper)	2	3

[Note: Registrant/Subregistrant may insert appropriate spreader setting information based on desired spreaders and specified use rates.]

NOTE: Above spreader settings are approximate. Check your spreader on 100 sq. ft. and adjust to apply 2.8 oz. at 1.75 (Two-Step) setting, 5.6 oz. at 3.5 lb. (One-Step) setting. Rate of walk, moisture and spreader condition can vary the spreader setting necessary to apply the correct amount.

STORAGE AND DISPOSAL

Do not contaminate water, food or feed by storage or disposal.

PESTICIDE STORAGE: Store product in its original container in a cool, dry, locked place out of the reach of children and animals.

PESTICIDE DISPOSAL AND CONTAINER HANDLING: Nonrefillable container. Do not reuse or refill this container.

IF EMPTY: Place in trash or offer for recycling if available. **IF PARTLY FILLED:** Call your local solid waste agency for disposal instructions. Never place unused product down any indoor or outdoor drain.

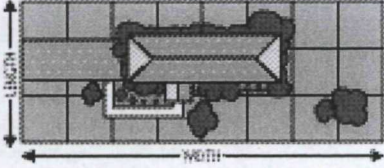
[WARRANTY:

NOTE] To the extent consistent with applicable law, Buyer assumes all responsibility for safety and performance if this product is not used according to the directions.]

Optional Spreader Directions:

Determining Your Lawn's Square Footage

To determine how much of this product to apply, you must determine the square footage of your lawn. An easy way to do this is to walk the length of your lawn, figuring that one pace equals about 3 feet. Do the same with the width of the lawn. Then multiply the length by the width to arrive at the total. Make sure you subtract the square footage of your home and driveway when calculating the total square footage of your lawn. If your lawn has an irregular shape, try dividing it up into a number of square areas. Calculate the square footage for each area, then add the figures together to reach your total lawn size.




Spreader Tips

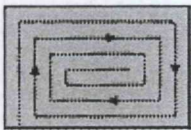
For the best application results, use an AGWAY spreader. The two main types of spreaders are the Drop Spreader, which drops the material straight down the width of the spreader as you push, and the Broadcast Spreader (also know as a rotary), which throws the material from the spreader.

Drop Spreader: [(See Fig. A)] First make two passes along the top of the area you'll be covering. Then make two passes along the bottom area. Then move back and forth along the long part of the lawn. For uniform coverage, it's a good idea to overlap wheel marks. On each pass, as you reach the strips at the top and bottom of the area to be covered, shut off the spreader. It's also important to shut off the spreader when you are stopped.

Broadcast Spreader: [(See Fig. B)] Apply in a single pass by starting on the outside border and apply in a circular path working toward the center.



[Fig. A]



[Fig. B]

6/13

OPTION 2 : [Intended For Commercial Use]
Optional Heading [Care & Handling]

**PRECAUTIONARY STATEMENTS
HAZARDS TO HUMANS AND DOMESTIC ANIMALS
CAUTION**

Harmful if absorbed through skin. Causes moderate eye irritation. Avoid contact with skin, eyes, or clothing. Harmful if swallowed. Avoid breathing dust.

Personal Protective Equipment(PPE):

All loaders, applicators and other handlers must wear:

- Long-sleeved shirt and long pants,
- Shoes plus socks,
- Chemical resistant gloves.

Follow manufacture's instructions for cleaning/maintaining PPE. If no such instructions exists, use detergent and hot water. Keep and wash PPE separately from other laundry.

Discard clothing and other absorbent materials that have been drenched or heavily contaminated with this product's concentrate. Do not reuse them.

User Safety Recommendations

- Users should wash hands before eating, drinking, chewing gum, using tobacco, or using the toilet .
- Users should remove clothing/PPE immediately if pesticide gets inside. Then wash thoroughly and put on clean clothing.
- Users should remove PPE immediately after handling this product. Wash the outside of gloves before removing. As soon as possible, wash thoroughly and change into clean clothing.

FIRST AID

- IF ON SKIN:** • Take off contaminated clothing.
- OR CLOTHING:** • Rinse skin immediately with plenty of water for 15-20 minutes.
• Call a poison control center or doctor for treatment advice.
- IF IN EYES:** • Hold eye open and rinse slowly and gently with water for 15-20 minutes.
• Remove contact lenses, if present, after the first 5 minutes, then continue rinsing eye.
• Call a poison control center or doctor for treatment advice.
- IF SWALLOWED:** • Call a poison control center or doctor immediately for treatment advice.
• Have person sip a glass of water if able to swallow.
• Do not induce vomiting unless told to do so by a poison control center or doctor.
• Do not give anything by mouth to an unconscious person.
- IF INHALED:** • Move person to fresh air.
• If person is not breathing, call 911 or an ambulance, then give artificial respiration, preferably by mouth-to-mouth, if possible.
• Call a poison control center or doctor for further treatment advice.

Have the product container or label with you when calling a poison control center or doctor, or going for treatment. For Emergency Medical Information call (888) 208-1368.

ENVIRONMENTAL HAZARDS

This product is toxic to fish and aquatic invertebrates. Do not apply directly to water, or to areas where surface water is present or to intertidal areas below the mean high water mark. Do not apply where runoff is likely to occur. Do not contaminate water when disposing of equipment washwaters or rinseate.

7/13

Optional Heading [Quality results]

DIRECTIONS FOR USE

It is a violation of Federal law to use this product in a manner inconsistent with its labeling.

NOT FOR USE ON TURF BEING GROWN FOR SALE OR OTHER COMMERCIAL USE AS SOD, OR FOR COMMERCIAL SEED PRODUCTION OR FOR RESEARCH PURPOSES.

RESTRICTIONS

Do not apply this product in a way that will contact any workers or other persons, either directly or through drift. Only protected handlers may be in the area during application. Keep people and pets out of the area during application.

Do not allow people or pets to enter the treated area until dusts have settled.

Non-target plants can be adversely affected by this product.

Aerial application is prohibited.

For use on residential lawns, ornamental turf grass around duplexes, apartment complexes, condominiums, commercial buildings, parks, sport fields, recreational areas, roadsides and golf courses (fairways, greens, tees, aprons & roughs).

For band-treatments: Do not make more than 6 applications of siduron (of one product or combinations of products) to golf course greens per year.

Controls these grassy weeds: Crabgrass, Foxtail, Barnyardgrass - by effectively killing the sprouting seeds. Apply after Spring seeding of new lawns or re-seeding of bare spots in established lawns.

If watering in is required after the application, do not enter or allow others to enter the treated areas (except those involved in the watering) until the watering-in is complete and the surface is dry.

For use on newly-seeded or established plantings of the following grasses:

Bluegrass
Fescue
Redtop
Smooth Brome
Perennial Ryegrass
Orchardgrass
Zoysiagrass

Bentgrass Strains as follows:

Penncross
Seaside
Highland
Astoria
Nimisila
C-1, C-7 and C-19

DO NOT USE ON OTHER BENTGRASS STRAINS OR BERMUDAGRASS

APPLICATION INSTRUCTIONS

1. Rake the lawn to remove leaves and other debris.
2. **On Established Lawns:** Apply at the rate of 3.5 lbs. per 1,000 sq. ft. (17.5 lb. bag covers 5,000 sq. ft.). Apply after the 1st or 2nd mowing (usually at the time forsythia blossoms start to fall) in the Spring before crabgrass and other annual grass weeds emerge.
3. **On Newly-Seeded Areas:** Apply at the rate of 3.5 lbs. per 1,000 sq. ft. (17.5 lb. bag covers 5,000 sq. ft.). Apply immediately after seeding in early Spring before crabgrass and other annual weeds emerge.
4. Apply with a fertilizer spreader (see How To Apply and settings below) to ensure even coverage.
5. If it does not rain for three days after application, water the treated area thoroughly to get desired results. Timing application just ahead of a predicted rain is ideal.

HOW TO APPLY

For best crabgrass control, this product must be applied evenly over your lawn without skips or misses. Determine the correct amount for your lawn area. Do not over-apply or under-apply. Apply the contents of one bag to every 5,000 sq. ft. of lawn area (for example, 50 ft. x 100 ft. = 5,000 sq. ft.). If your lawn measures 100 ft. x 100 ft. (or 10,000 sq. ft.) two bags are sufficient.

1. Using the Suggested Setting below (calculated to apply one-half rate), spread one-half of the required amount of this product for your lawn, moving at a steady rate in one direction.
2. Spread the other half of the required amount over the same area, moving across or at right angles to the first application. This minimizes skips and overlaps, ensuring good coverage. When turning or stopping spreader, close spreader gate.
3. Where this two-step procedure is not practical, apply in one trip over the lawn using the One-Step Settings listed below. Be careful to cover lawn completely, since crabgrass can grow in spots which are missed.

SPREADER SETTINGS

SPREADER	1.75 LB. TWO-STEP	3.5 LB. ONE-STEP
	SETTING	SETTING
Greenfield Model 105	6 ¼	7 ½
Lawn Beauty	5 ½	6
Sears	4 ½	5 ½
Scotts 35, 75, 100 automatic	4	5
Jackson (drop type)	5 ¼	6
Modern	3	4
Ace (dial on hopper)	2	3

[Note: Registrant/Subregistrant may insert appropriate spreader setting information based on desired spreaders and specified use rates.]

NOTE: Above spreader settings are approximate. Check your spreader on 100 sq. ft. and adjust to apply 2.8 oz. at 1.75 (Two-Step) setting, 5.6 oz. at 3.5 lb. (One-Step) setting. Rate of walk, moisture and spreader condition can vary the spreader setting necessary to apply the correct amount.

SUPPRESSION OF BERMUDAGRASS ENCROACHMENT INTO CREEPING BENTGRASS GREENS.

For greens with creeping bentgrass surrounded by bermudagrass collars and aprons, apply a band treatment in a 8 to 12 inch band along the perimeter of the greens to suppress stolon growth of the bermudagrass. Use 20.8 lbs of product [(0.5 lb. siduron)] per 1,000 sq. ft. Start the initial application in March/April with sequential applications 30 - 35 days apart.

For band-treatments: Do not make more than 6 applications of siduron (of one product or combinations of products) to golf course greens per year.

STORAGE AND DISPOSAL

Do not contaminate water, food or feed by storage or disposal.

PESTICIDE STORAGE: Store product in its original container in a cool, dry, locked place out of the reach of children and animals.

PESTICIDE DISPOSAL: Wastes resulting from the use of this product must be disposed of on site or at an approved waste disposal facility.

CONTAINER HANDLING: Nonrefillable container. Do not reuse or refill this container. Completely empty container into application equipment, then offer for recycling if available, or dispose of empty container in a sanitary landfill or by incineration, or, if allowed by State and local authorities, by burning. If burned, stay out of smoke.

[WARRANTY:

[NOTE] To the extent consistent with applicable law, Buyer assumes all responsibility for safety and performance if this product is not used according to the directions.]

9/13

[Optional Warranty

WARRANTY
IMPORTANT: READ BEFORE USE

Read the entire Directions for Use, Conditions, Disclaimer of Warranties and Limitations of Liability before using this product. If terms are not acceptable, return the unopened product container at once.

By using this product, user or buyer accepts the following Conditions, Disclaimer of Warranties and Limitations of Liability.

CONDITIONS: The directions for use of this product are believed to be adequate and must be followed carefully. However, it is impossible to eliminate all risks associated with the use of this product. Crop injury, ineffectiveness or other unintended consequences may result because of such factors as weather conditions, presence of other materials, or the manner of use or application, all of which are beyond the control of Lebanon Seaboard Corporation. All such risks shall be assumed by the user or buyer.

DISCLAIMER OF WARRANTIES: To the extent consistent with applicable law, LEBANON SEABOARD CORPORATION MAKES NO OTHER WARRANTIES, EXPRESS OR IMPLIED, OF MERCHANTABILITY OR OF FITNESS FOR A PARTICULAR PURPOSE OR OTHERWISE, THAT EXTEND BEYOND THE STATEMENTS MADE ON THIS LABEL. No agent of Lebanon Seaboard Corporation is authorized to make any warranties beyond those contained herein or to modify the warranties contained herein. To the extent consistent with applicable law, Lebanon Seaboard Corporation DISCLAIMS ANY LIABILITY WHATSOEVER FOR SPECIAL, INCIDENTAL OR CONSEQUENTIAL DAMAGES RESULTING FROM THE USE OR HANDLING OF THIS PRODUCT.

LIMITATIONS OF LIABILITY: To the extent consistent with applicable law, THE EXCLUSIVE REMEDY OF THE USER OR BUYER FOR ANY AND ALL LOSSES, INJURIES OR DAMAGES RESULTING FROM THE USE OR HANDLING OF THIS PRODUCT, WHETHER IN CONTRACT, WARRANTY, TORT, NEGLIGENCE, STRICT LIABILITY OR OTHERWISE, SHALL NOT EXCEED THE PURCHASE PRICE PAID, OR AT LEBANON SEABOARD CORPORATION'S ELECTION, THE REPLACEMENT OF PRODUCT.]

OPTIONAL MARKETING CLAIMS FOR BOTH LABELS

1. [Bar code] [product number]
2. [Item number]
3. [Not] Proof of Purchase
4. If the fertilizer guarantee contains iron, the following statement must appear:
[Note:] [Notice:] This product contains the secondary nutrient iron. Iron may stain concrete surfaces and *must* be applied on dry or water dampened concrete and *must* be removed from these areas promptly after application by sweeping or blowing. Do not wash off with water.
5. The following statement must appear (relevant to the fertilizer guarantee):
[Note:] Information regarding the contents and levels of metals in this product is available on the internet at <http://www.regulatory-info-lebsea.com>.
6. The following statement may appear when the application rate applies less than 1 pound of nitrogen per 1,000 sq. ft.:
[Note:] Supplemental applications of lawn fertilizer are needed to achieve a minimum of 1 pound nitrogen per 1,000 sq. ft.
7. The following statement may appear if application rate instructions specify different rates based on different regions in Florida: [Optional fertilizer text for state of Florida] Florida Applications: [X] annual feedings [with the exception of [listed turfgrass species (X feedings in the north and X feedings in the central and south).] This package applies X.X lbs of product per 1,000 sq. ft.]
8. For products sold in the state of Florida, the following statement may appear: [Optional text for state of Florida] Do not apply near water, storm drains or drainage ditches. Do not apply if heavy rain is expected. Apply this product only to your lawn/garden, and sweep any product that lands on the driveway, sidewalk, or street, back onto your lawn/garden.
9. FOR FLORIDA: We recommend that you follow the Golf Course BMP's at: <http://www.dep.state.fl.us/water/nonpoint/docs/nonpoint/gffbmp07.pdf>
10. Questions or Comments? Call 1-xxx-xxx-xxxx. (insert phone graphic)
11. Grass Food Greens and Thickens Lawns
12. The Spring Lawn Treatment Crabgrass Killer/Fertilizer
13. Kills Crabgrass Before You See It
14. Fertilizes Your Lawn
15. Allows Re-Seeding
16. Feeds up to 8 weeks
17. For Newly Seeded Lawns
18. XX% Nitrogen - Provides leaf growth and makes the grass green
XX% Phosphate - Promotes root development
XX% Potash - Helps plant resist drought and disease
(Percentages dependent on fertilizer analysis used by manufacturer.)

Claims regarding GreenSmart™ Fertilizer Properties

1. GreenSmart™ Enhanced Efficiency Fertilizer for a Green Lawn
2. [contains] [with] GreenSmart™
3. GreenSmart™
4. GreenSmart™ (logos)



5. GreenSmart™ is a trademark of Lebanon Seaboard Corporation
6. 20% less nutrients required for the same great lawn [turf] results [with GreenSmart™ Enhanced Efficiency Fertilizer]
7. Enables lawns [turf] to use nutrients more efficiently
8. Enhanced Efficiency Fertilizer
9. Enhances nutrient absorption
10. Enriches soil to promote a vibrant, hardy lawn [turf]
11. GreenSmart™ enhances poor soil, creating an environment in which lawns [turf] can thrive.
12. GreenSmart produces thick, green lawns [turf].
13. GreenSmart™ nourished lawns [turf] are more robust because their root systems are larger, deeper and better developed. Vigorous roots mean[s] the lawn [turf] is hardier and better able to tolerate the stress that comes with heat and drought.
14. GreenSmart™ produces thick, green lawns [turf]

- 15. Helps lawns [turf] retain water to protect against heat & [and] drought
- 16. Helps unlock nutrients already in the soil
- 17. Improved Nitrogen Efficiency - Reduces Leaching
- 18. [GreenSmart™ Enhanced Efficiency Fertilizer -] Improved nutrient release and absorption into the lawn [turf] allows 20% less nutrients to be applied while still providing [a] quality lawn [turf]
- 19. Improves drought resistance
- 20. Improves lawn's [turf's] ability to absorb water & [and] nutrients
- 21. Increase nutrient up-take in grass [lawns] [turf] up to 20% [with GreenSmart™ Enhanced Efficiency Fertilizer]
- 22. Lawn[s] [turf] [and plants] nourished with [company name's] GreenSmart™ are [is] able to tolerate the stress from heat and drought. GreenSmart produces large, deep, and well developed root systems that can retain water. This enables lawns [turf] [and plants] to withstand stressful conditions.
- 23. Less watering needed
- 24. Less watering needed, drought resistant [lawn] [turf]
- 25. Makes it easier for lawns [turf] to absorb soil nutrients
- 26. N-P-K with GreenSmart™ [Enhanced Efficiency Fertilizer for a Green Lawn]
- 27. Plants [lawns] [turf] use[s] nitrogen more efficiently so you need less
- 28. Poor soil may have fewer of the nutrients needed to promote a vigorous lawn [turf].
- 29. GreenSmart™ works by enriching your soil with nutrients. GreenSmart revitalizes the soil, which aids in the development of a larger, deeper and better root system. The enhanced habitat is proven to produce a green, thick, vigorous lawn [turf], and reduces the need for watering.
- 30. Promotes rapid root growth [for a thick green] [lawn] [turf]
- 31. Recharges your soil with nutrients!
- 32. Reduces plant [lawn] [turf] stress related to drought
- 33. Reduces stress on lawns [turf], protects from drought & heat
- 34. Speeds root growth to improve nutrient absorption
- 35. Unlocks the nutrients in soil, enhancing nutrient absorption, so you can grow a thicker, greener lawn [turf] with less water.
- 36. Unlocks the nutrients in your soil

GreenView® Brand of Products Optional Marketing Claims

- 1. [GreenView®] [Company name] guarantees you will be satisfied with the performance of this product when used as directed. If you are not satisfied, return to a[n] [Company name] store with proof of purchase for a replacement product or full refund of the purchase price. Or you can mail proof of purchase to the address listed below for a full refund. [Company name and address]
- 2. [GreenView®] [Company name] guarantees you will be satisfied with the performance of this product when used as directed, or your money back. If not satisfied, describe the nature of your problem and simply send proof of purchase to [Lebanon Seaboard Corporation, 1600 East Cumberland Street, Lebanon, PA 17042] [Company name and address].
- 3. For more information on our complete line of [GreenView®] [Company Name] [Brand Name] Lawn and Garden Products, visit our website at [www.lebsea.com] www.greenviewfertilizer.com [www.xyz.com] [Insert product images]
- 4. GreenView® (logo) **GREENVIEW**
- 5. GreenView® is a registered trademark of Lebanon Seaboard Corporation.
- 6. GreenView® yard wide guarantee [green leaf graphic] [GreenView® logo]



[[* See back panel for more details] , as part of design only shown when used on label surfaces, other than the back panel]

Agway® Brand of Products Optional Marketing Claims

- 1. Agway Lawn Weed Control
- 2. Agway Guarantees Satisfaction



- 3. Agway® logo
- 4. Guaranteed Satisfaction logo/pictogram



- 6. To find an Agway store near you visit www.agway.com



- 7. [Brand] is a registered trademark of [Company]
- 9. [Brand] is a trademark of [Company]
- 10. 4 Stage Lawn Care Program (this is step 1 of the 4 step program)
- 11. Agway Guarantees Satisfaction
- 12. Guarantees Satisfaction
- 13. Agway® and Greenlawn® are registered trademarks of Southern States Cooperative, Inc.
- 14. Calendar Application Icon
- 15. (Subregistrant) Guarantees Satisfaction
- 16. March 1 – April 30



- 17. AGWAY'S Greenlawn products are the quality choice in complete lawn care. You determine your lawn needs, and you'll find a Greenlawn product to help you. Fertilizers, lawn starters, crabgrass prevention, weed and [insect control,] winterizers - everything your lawn needs for a lush, green lawn and year-round protection. Each one is easy to apply and guaranteed to produce quick, long-lasting results.
- 18. Notice: Read the entire label. Use only according to label directions. Before buying this product, read the Warranty Section elsewhere on this label. If terms are not acceptable, return the unopened container at once.
- 19. AGWAY Guarantees Satisfaction If for any reason you are not fully satisfied with the performance of this product, we want to know. Just bring the item back to the store and we will exchange it or issue a refund.
- 20. For best results, use an Agway spreader.
- 21. For more information on spreader settings, go to www.agway.com
- 22. AGWAY 4 Stage Lawn Program makes it easier to have a lush, green lawn. Our 4 simple applications eliminate the guesswork and give you professional lawn care results. Each stage combines just the right amount of fertilizer with the right amount of control and prevention. Just match each stage to the correct season and you'll prevent crabgrass, control weeds [and insects,] and prepare your lawn for the winter. It's what your lawn needs for strong growth.
- 23. AGWAY® and Stage® are registered trademarks of Southern States Cooperative, Inc.
Manufactured for and distributed by Southern States Cooperative, Inc.
6606 West Broad Street, Richmond, VA 23230
- 24. To find a store near you visit www.agway.com
- 25. **AGWAY Guarantees Satisfaction**
If for any reason you are not fully satisfied with the performance of this product, we want to know. Just bring the item back to the store and we will exchange it or issue a refund.
- 26. NOTICE: To the extent consistent with applicable law, buyer assumes all responsibility for safety and use not in accordance with directions.
- 27. Notice: Read the entire label. Use only according to label directions. Before buying this product, read the Warranty Section elsewhere on this label. If terms are not acceptable, return the unopened container at once.
- 28. AGWAY Guarantees Satisfaction If for any reason you are not fully satisfied with the performance of this product, we want to know. Just bring the item back to the store and we will exchange it or issue a refund.

- 29. For best results, use an Agway spreader.
- 30. For more information on spreader settings, go to www.agway.com
- 31. Tupersan® is a registered trademark of Gowan Company
- 32. Greenview® and Trebl® are registered trademarks of Lebanon Seaboard Corporation.
- 33. GREENVIEWYARD-WIDE GUARANTEE

Greenview guarantees you will be satisfied with the performance of this product, when used as directed, or your money back. If not satisfied, describe the nature of your problem, and send with proof of purchase to Greenview, 1600 East Cumberland St., Lebanon, PA 17042.

Wal-Mart Expert Gardener Brand of Products Optional Marketing Claims

- 1. Expert Gardener logo.



- 2. Expert Gardener Guarantee



Guarantee

When you choose Expert Gardener® products, you can be assured of high quality and performance in your lawn and garden. If for any reason you are not completely satisfied with this product, we will refund your money. Please mail your name, address and proof of purchase (dated receipt and package UPC/barcode) to the address listed below. Also, to ensure quality control, please write us a brief note explaining your experience with our product and reason for seeking a refund.


- 3. Guaranteed and Distributed by: [company name]

- 4.



Consumer Helpline 1-866-369-2533

- 5.



Information regarding the contents and levels of metals in this product is available on the internet at [<http://www.regulatory-info-lebsea.com>.]

- 6. Expert Gardener® is Marketed Exclusively by Wal-Mart Stores Inc. Bentonville, AR 72716.
- 7. Shop @ www.walmart.com

True Value Brand of Products Optional Marketing Claims

- 1. GreenThumb logo.



- 2. Manufactured by: [note to review this will be filled in with company name and address]

Tractor Supply Brand of Products Optional Marketing Claims

- 1. Ground Work logo.



- 2. Manufactured by: [note to review this will be filled in with company name and address]
- 3. Manufactured Exclusively for Tractor Supply Company®
- 4. GroundWork™ is a trademark of Tractor Supply Company®