



UNITED STATES ENVIRONMENTAL PROTECTION AGENCY  
WASHINGTON, D.C. 20460

OFFICE OF  
PREVENTION, PESTICIDES AND  
TOXIC SUBSTANCES

Sylvia Whitman  
Lebanon Seaboard Corporation  
1600 East Cumberland St.  
Lebanon, PA 17042

OCT 22 2008

Subject: Label Amendment – PRN 2008-1  
Greenview Modern Trebl  
EPA Reg. No. 961-297  
Application Dated October 6, 2008

Dear Ms Whitman:

The labeling referred to above, submitted in connection with registration under the Federal Insecticide, Fungicide, and Rodenticide Act (FIFRA), as amended, is acceptable, provided you make the following changes before you release the product for shipment.

For Homeowner Use Label:

1. Under Environmental Hazards, change the first sentence to “This product is toxic to fish and aquatic invertebrates.”
2. On page 2, change the word in “4.” from “insure” to “ensure”.
3. On page 3, change the word in “2.” from “insuring” to “ensuring”.
4. Change the heading “Container Disposal” to “Pesticide Disposal and Container Handling”. Move the phrase “If Empty:” directly before the sentence “Place in trash or offer for recycling if available.”
5. Add the phrase “To the extent consistent with applicable law” directly in front of the warranty statement.
6. Add the following statements to the Directions for Use section:  
“Do not allow people or pets to enter the treated area until dusts have settled.”  
“Do not apply this product in a way that will contact any person or pet, either directly or through drift. Keep people and pets out of the area during application.”
7. Revise the advertising claim “Allows Re-Seeding Now” to “Allows Re-Seeding”.


- 8. The optional headings "Care & Handling" and "Quality Results" must not replace any mandatory headings required by the Agency.

For Professional Use Label:

- 9. Under Environmental Hazards, change the statement to the following:  
"This product is toxic to fish and aquatic invertebrates. Do not apply directly to water, or to areas where surface water is present or to intertidal areas below the mean high water mark. Do not apply where runoff is likely to occur. Do not contaminate water when disposing of equipment washwaters or rinsate."
- 10. On page 2, change the word in "4." from "insure" to "ensure".
- 11. On page 3, change the word in "2." from "insuring" to "ensuring".
- 12. Change the heading "Container Disposal" to "Container Handling".
- 13. Add the phrase "To the extent consistent with applicable law" directly in front of the warranty statement.
- 14. Add the following statements to the Directions for Use section:  
"Do not enter or allow others to enter the treated area until dusts have settled."  
"Non-target plants can be adversely affected by this product."
- 15. Revise the advertising claim "Allows Re-Seeding Now" to "Allows Re-Seeding".
- 16. The optional headings "Care & Handling" and "Quality Results" must not replace any mandatory headings required by the Agency.

Submit one (1) copy of final printed labeling incorporating the above changes before you release the product for shipment. Amended labeling will supercede all previously accepted ones. A stamped copy of labeling is enclosed for your records.

Sincerely,



Jim Tompkins  
Product Manager 25  
Herbicide Branch  
Registration Division (7505P)

3/9

# GREENVIEW® MODERN TREBL®

**DO NOT USE ON BERMUDAGRASS OR CERTAIN BENTGRASS STRAINS**  
(See List on Back)

**ACTIVE INGREDIENT:**

Siduron .....	2.40%
<b>OTHER INGREDIENTS:</b> .....	<u>97.60%</u>
<b>TOTAL</b> .....	100.00%

CAS. No. 1982-49-6  
EPA Reg. No. 961-297

(L) (D)  
EPA Est. No. 961-PA-01:961-IL-01  
Superscript used is first letter of lot number.

## KEEP OUT OF REACH OF CHILDREN CAUTION

See back panel for additional Precautionary Statements

**READ THE ENTIRE LABEL BEFORE USING THIS PRODUCT. USE ONLY ACCORDING TO LABEL INSTRUCTIONS.**  
Before buying this product, read the Warranty Section elsewhere on this label.  
If terms are not acceptable, return the unopened container to the place of purchase at once.

### GUARANTEED ANALYSIS

Total Nitrogen (N) .....	XX%
X.X% Ammoniacal Nitrogen	
X.X% Water Insoluble Nitrogen	
X.X% Urea Nitrogen	
X.X% Other Water Soluble Nitrogen	
Available Phosphate (P <sub>2</sub> O <sub>5</sub> ) .....	XX%
Soluble Potash (K <sub>2</sub> O) .....	XX%

Nutrient Sources: (Guaranteed Analysis and Nutrient Sources to be supplied based on fertilizer analysis used by manufacturer.)

ACCEPTED  
with COMMENTS  
in EPA Letter Dated

OCT 22 2008

Under the Federal Insecticide,  
Fungicide, and Rodenticide Act  
as amended, for the pesticide  
registered under EPA Reg. No.

961-297

**MANUFACTURED BY:**  
**LEBANON SEABOARD CORPORATION**  
1600 EAST CUMBERLAND STREET  
LEBANON, PA 17042  
www.lebsea.com

**NET WEIGHT: 17 LBS. 8 OZ. (7.95 kg)**  
**TREATS: 5,000 SQ. FT.**

**PRECAUTIONARY STATEMENTS**  
**HAZARDS TO HUMANS AND DOMESTIC ANIMALS**  
**CAUTION**

Harmful if swallowed. May cause irritation of eyes, nose, throat and skin. Avoid contact with skin, eyes and clothing. Avoid breathing dust. Wash thoroughly with soap and water after handling.

**FIRST AID**

- IF SWALLOWED:**
- Call a poison control center or doctor immediately for treatment advice.
  - Have person sip a glass of water if able to swallow.
  - Do not induce vomiting unless told to do so by a poison control center or doctor.
  - Do not give anything by mouth to an unconscious person.
- IF IN EYES:**
- Hold eye open and rinse slowly and gently with water for 15-20 minutes.
  - Remove contact lenses, if present, after the first 5 minutes, then continue rinsing eye.
  - Call a poison control center or doctor for treatment advice.
- IF ON SKIN:**
- Take off contaminated clothing.
- OR CLOTHING:**
- Rinse skin immediately with plenty of water for 15-20 minutes.
  - Call a poison control center or doctor for treatment advice.
- IF INHALED:**
- Move person to fresh air.
  - If person is not breathing, call 911 or an ambulance, then give artificial respiration, preferably by mouth-to-mouth, if possible.
  - Call a poison control center or doctor for further treatment advice.

Have the product container or label with you when calling a poison control center or doctor, or going for treatment. For Emergency Medical Information call (888) 208-1368.

**ENVIRONMENTAL HAZARDS**

This product is toxic to fish. To protect the environment, do not allow pesticide to enter or run off into storm drains, drainage ditches, gutters or surface waters. Applying this product in calm weather will help to ensure that wind does not blow pesticide off the treatment area. Sweeping any product that lands on a driveway, sidewalk, or street, back onto the treated area of the lawn will help to prevent run off to water bodies or drainage systems.

**Optional Heading [Quality Results]**

**DIRECTIONS FOR USE**

It is a violation of Federal law to use this product in a manner inconsistent with its labeling.

**NOT FOR USE ON TURF BEING GROWN FOR SALE OR OTHER COMMERCIAL USE AS SOD, OR FOR COMMERCIAL SEED PRODUCTION OR FOR RESEARCH PURPOSES.**

Controls these grassy weeds: Crabgrass, Foxtail, Barnyardgrass - by effectively killing the sprouting seeds. Apply after Spring seeding of new lawns or re-seeding of bare spots in established lawns.

**For use on newly-seeded or established plantings of the following grasses:**

- Bluegrass
- Fescue
- Redtop
- Smooth Brome
- Perennial Ryegrass
- Orchardgrass
- Zoysiagrass

**Bentgrass Strains as follows:**

- Penncross
- Seaside
- Highland
- Astoria
- Nimisila
- C-1, C-7 and C-13

**DO NOT USE ON OTHER BENTGRASS STRAINS OR BERMUDAGRASS**

**APPLICATION INSTRUCTIONS**

1. Rake the lawn to remove leaves and other debris.
2. **On Established Lawns:** Apply at the rate of 3.5 lbs. per 1,000 sq. ft. (17 1/2 lb. bag covers 5,000 sq. ft.). Apply after the 1st or 2nd mowing (usually at the time forsythia blossoms start to fall) in the Spring before crabgrass and other annual grass weeds emerge.
3. **On Newly-Seeded Areas:** Apply at the rate of 3.5 lbs. per 1,000 sq. ft. (17 1/2 lb. bag covers 5,000 sq. ft.). Apply immediately after seeding in early Spring before crabgrass and other annual weeds emerge.
4. Apply with a fertilizer spreader (see How To Apply and settings below) to insure even coverage.
5. If it does not rain for three days after application, water the treated area thoroughly to get desired results. Timing application just ahead of a predicted rain is ideal.

### HOW TO APPLY

For best crabgrass control, this product must be applied evenly over your lawn without skips or misses. Determine the correct amount for your lawn area. Do not over-apply or under-apply. Apply the contents of one bag to every 5,000 sq. ft. of lawn area (for example, 50 ft. x 100 ft. = 5,000 sq. ft.). If your lawn measures 100 ft. x 100 ft. (or 10,000 sq. ft. ) two bags are sufficient.

1. Using the Recommended Setting below (calculated to apply one-half rate), spread one-half of the required amount of this product for your lawn, moving at a steady rate in one direction.
2. Spread the other half of the required amount over the same area, moving across or at right angles to the first application. This minimizes skips and overlaps, insuring good coverage. When turning or stopping spreader, close spreader gate.
3. Where this two-step procedure is not practical, apply in one trip over the lawn using the One-Step Settings listed below. Be careful to cover lawn completely, since crabgrass can grow in spots which are missed.

### SUGGESTED SPREADER SETTINGS

SPREADER	RECOMMENDED	
	TWO-STEP SETTING	ONE-STEP SETTING
Greenfield Model 105	6 ¼	7 ½
Lawn Beauty	5 ½	6
Sears	4 ½	5 ½
Scotts 35, 75, 100 automatic	4	5
Jackson (drop type)	5 ¼	6
Modern	3	4
Ace (dial on hopper)	2	3

[Note: Registrant/Subregistrant may insert appropriate spreader setting information based on desired spreaders and recommended use rates.]

**NOTE:** Above spreader settings are approximate. Check your spreader on 100 sq. ft. and adjust to apply 2.8 oz. at 1 3/4 lb. (Two-Step) setting, 5.6 oz. at 3.5 lb. (One-Step) setting. Rate of walk, moisture and spreader condition can vary the spreader setting necessary to apply the correct amount.

### STORAGE AND DISPOSAL

Do not contaminate water, food or feed by storage and disposal.

**PESTICIDE STORAGE:** Store product in its original container in a cool, dry, locked place out of the reach of children and animals.

**CONTAINER DISPOSAL:**

**IF EMPTY:** Nonrefillable container. Do not reuse or refill this container. Place in trash or offer for recycling if available.

**IF PARTLY FILLED:** Call you local solid waste agency for disposal instructions. Never place unused product down any indoor or outdoor drain.

### WARRANTY

The Manufacturer warrants that this product conforms to its chemical description and is reasonably fit for the purpose stated on the label when used in accordance with directions under normal conditions of use, but neither this warranty nor any other warranty of merchantability or fitness for a particular purpose, expressed or implied, extends to the use of this product contrary to label instructions, or under abnormal conditions, or under conditions not reasonably foreseeable to Manufacturer, and Buyer assumes the risk of any such use.

Greenview® is a registered trademark of Lebanon Seaboard Corporation.

#### Advertising claims that may be presented on the label

- The Spring Lawn Treatment Crabgrass Killer/Fertilizer
- Kills Crabgrass Before You See It
- Fertilizes Your Lawn
- Allows Re-Seeding Now

4 Stage Lawn Care Program

MARCH 1 - APRIL 30

GUARANTEED SATISFACTION

Feeds up to 8 weeks

For Newly Seeded Lawns

6/9

- XX% Nitrogen - Provides leaf growth and makes the grass green
  - XX% Phosphate - Promotes root development
  - XX% Potash - Helps plant resist drought and disease
- (Percentages dependent on fertilizer analysis used by manufacturer.)

AGWAY 4 Stage Lawn Program makes it easier to have a lush, green lawn. Our 4 simple applications eliminate the guesswork and give you professional lawn care results. Each stage combines just the right amount of fertilizer with the right amount of control and prevention. Just match each stage to the correct season and you'll prevent crabgrass, control weeds and insects, and prepare your lawn for the winter. It's what your lawn needs for strong growth.

**AGWAY Guarantees Satisfaction**

If for any reason you are not fully satisfied with the performance of this product, we want to know. Just bring the item back to the store and we will exchange it or issue a refund.

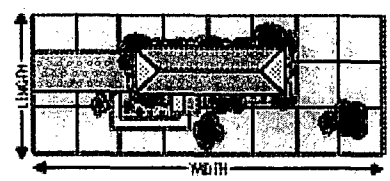
**GREENVIEW YARD-WIDE GUARANTEE**

Greenview guarantees you will be satisfied with the performance of this product, when used as directed, or your money back. If not satisfied, describe the nature of your problem, and send with proof of purchase to Greenview, 1600 East Cumberland St., Lebanon, PA 17042.

**Optional Spreader Directions:**

**Determining Your Lawn's Square Footage**

To determine how much of this product to apply, you must determine the square footage of your lawn. An easy way to do this is to walk the length of your lawn, figuring that one pace equals about 3 feet. Do the same with the width of the lawn. Then multiply the length by the width to arrive at the total. Make sure you subtract the square footage of your home and driveway when calculating the total square footage of your lawn. If your lawn has an irregular shape, try dividing it up into a number of square areas. Calculate the square footage for each area, then add the figures together to reach your total lawn size.

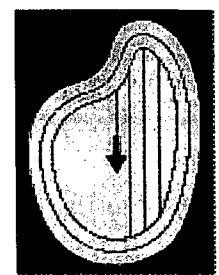
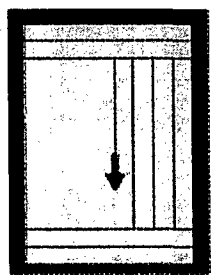


**Spreader Tips**

For the best application results, use an AGWAY spreader. The two main types of spreaders are the Drop Spreader, which drops the material straight down the width of the spreader as you push, and the Broadcast Spreader (also known as a rotary), which throws the material from the spreader.

**Drop Spreader:** First make two passes along the top of the area you'll be covering. Then make two passes along the bottom area. Then move back and forth along the long part of the lawn. For uniform coverage, it's a good idea to overlap wheel marks. On each pass, as you reach the strips at the top and bottom of the area to be covered, shut off the spreader. It's also important to shut off the spreader when you are stopped.

**Broadcast Spreader:** To start or stop the spreader, slide the shut-off lever to the closed position. You can avoid misses by ensuring that there is some slight overlapping.



**Additional Labeling Requirements:**

If the fertilizer guarantee contains iron, the following statement must appear:


*This product contains the secondary nutrient iron. Iron may stain concrete and should not be applied on dry or water dampened concrete and should be removed from these areas promptly after application by sweeping or blowing. Do not wash off with water.*

If the recommended use rate applies less than 1 pound nitrogen per 1,000 sq. ft. per application, the following statement must appear:

*Supplemental applications of lawn fertilizer are needed to achieve a minimum 1 pound nitrogen per 1,000 sq. ft.*

For products distributed in the State of Washington, the following statement must appear:

*Information regarding the contents and levels of metals in this product is available on the Internet at <http://www.regulatory-info-lebsea.com>*



**PRECAUTIONARY STATEMENTS**  
**HAZARDS TO HUMANS AND DOMESTIC ANIMALS**  
**CAUTION**

Harmful if swallowed. May cause irritation of eyes, nose, throat and skin. Avoid contact with skin, eyes and clothing. Avoid breathing dust. Wash thoroughly with soap and water after handling.

**FIRST AID**

- IF SWALLOWED:**
    - Call a poison control center or doctor immediately for treatment advice.
    - Have person sip a glass of water if able to swallow.
    - Do not induce vomiting unless told to do so by a poison control center or doctor.
    - Do not give anything by mouth to an unconscious person.
  - IF IN EYES:**
    - Hold eye open and rinse slowly and gently with water for 15-20 minutes.
    - Remove contact lenses, if present, after the first 5 minutes, then continue rinsing eye.
    - Call a poison control center or doctor for treatment advice.
  - IF ON SKIN:**
    - Take off contaminated clothing.
  - OR CLOTHING:**
    - Rinse skin immediately with plenty of water for 15-20 minutes.
    - Call a poison control center or doctor for treatment advice.
  - IF INHALED:**
    - Move person to fresh air.
    - If person is not breathing, call 911 or an ambulance, then give artificial respiration, preferably by mouth-to-mouth, if possible.
    - Call a poison control center or doctor for further treatment advice.
- Have the product container or label with you when calling a poison control center or doctor, or going for treatment. For Emergency Medical Information call (888) 208-1368.

**ENVIRONMENTAL HAZARDS**

This product is toxic to fish. Do not apply directly to water. Do not contaminate water when disposing of equipment washwaters or rinsate.

**Optional Heading [Quality results]**

**DIRECTIONS FOR USE**

It is a violation of Federal law to use this product in a manner inconsistent with its labeling.

**NOT FOR USE ON TURF BEING GROWN FOR SALE OR OTHER COMMERCIAL USE AS SOD, OR FOR COMMERCIAL SEED PRODUCTION OR FOR RESEARCH PURPOSES.**

Controls these grassy weeds: Crabgrass, Foxtail, Barnyardgrass - by effectively killing the sprouting seeds. Apply after Spring seeding of new lawns or re-seeding of bare spots in established lawns.

**For use on newly-seeded or established plantings of the following grasses:**

- Bluegrass
- Fescue
- Redtop
- Smooth Brome
- Perennial Ryegrass
- Orchardgrass
- Zoysiagrass

**Bentgrass Strains as follows:**

- Penncross
- Seaside
- Highland
- Astoria
- Nimisila
- C-1, C-7 and C-19

**DO NOT USE ON OTHER BENTGRASS STRAINS OR BERMUDAGRASS**

**APPLICATION INSTRUCTIONS**

1. Rake the lawn to remove leaves and other debris.
2. **On Established Lawns:** Apply at the rate of 3.5 lbs. per 1,000 sq. ft. (17 1/2 lb. bag covers 5,000 sq. ft.). Apply after the 1st or 2nd mowing (usually at the time forsythia blossoms start to fall) in the Spring before crabgrass and other annual grass weeds emerge.
3. **On Newly-Seeded Areas:** Apply at the rate of 3.5 lbs. per 1,000 sq. ft. (17 1/2 lb. bag covers 5,000 sq. ft.). Apply immediately after seeding in early Spring before crabgrass and other annual weeds emerge.
4. Apply with a fertilizer spreader (see How To Apply and settings below) to insure even coverage.
5. If it does not rain for three days after application, water the treated area thoroughly to get desired results. Timing application just ahead of a predicted rain is ideal.

## HOW TO APPLY

For best crabgrass control, this product must be applied evenly over your lawn without skips or misses. Determine the correct amount for your lawn area. Do not over-apply or under-apply. Apply the contents of one bag to every 5,000 sq. ft. of lawn area (for example, 50 ft. x 100 ft. = 5,000 sq. ft.). If your lawn measures 100 ft. x 100 ft. (or 10,000 sq. ft. ) two bags are sufficient.

1. Using the Recommended Setting below (calculated to apply one-half rate), spread one-half of the required amount of this product for your lawn, moving at a steady rate in one direction.
2. Spread the other half of the required amount over the same area, moving across or at right angles to the first application. This minimizes skips and overlaps, insuring good coverage. When turning or stopping spreader, close spreader gate.
3. Where this two-step procedure is not practical, apply in one trip over the lawn using the One-Step Settings listed below. Be careful to cover lawn completely, since crabgrass can grow in spots which are missed.

## SUGGESTED SPREADER SETTINGS

SPREADER	RECOMMENDED	
	TWO-STEP SETTING	ONE-STEP SETTING
Greenfield Model 105	6 ½	7 ½
Lawn Beauty	5 ½	6
Sears	4 ½	5 ½
Scotts 35, 75, 100 automatic	4	5
Jackson (drop type)	5 ½	6
Modern	3	4
Ace (dial on hopper)	2	3

[Note: Registrant/Subregistrant may insert appropriate spreader setting information based on desired spreaders and recommended use rates.]

**NOTE:** Above spreader settings are approximate. Check your spreader on 100 sq. ft. and adjust to apply 2.8 oz. at 1 3/4 lb. (Two-Step) setting, 5.6 oz. at 3.5 lb. (One-Step) setting. Rate of walk, moisture and spreader condition can vary the spreader setting necessary to apply the correct amount.

## STORAGE AND DISPOSAL

Do not contaminate water, food or feed by storage and disposal.

**PESTICIDE STORAGE:** Store product in its original container in a cool, dry, locked place out of the reach of children and animals.

**PESTICIDE DISPOSAL:** Wastes resulting from the use of this product must be disposed of on site or at an approved waste disposal facility.

**CONTAINER DISPOSAL:** Nonrefillable container. Do not reuse or refill this container. Offer for recycling if available. Completely empty container into application equipment. Then dispose of empty container in a sanitary landfill or by incineration, or, if allowed by State and local authorities, by burning. If burned, stay out of smoke.

## WARRANTY

The Manufacturer warrants that this product conforms to its chemical description and is reasonably fit for the purpose stated on the label when used in accordance with directions under normal conditions of use, but neither this warranty nor any other warranty of merchantability or fitness for a particular purpose, expressed or implied, extends to the use of this product contrary to label instructions, or under abnormal conditions, or under conditions not reasonably foreseeable to Manufacturer, and Buyer assumes the risk of any such use.

Greenview® is a registered trademark of Lebanon Seaboard Corporation.

### Advertising claims that may be presented on the label

- The Spring Lawn Treatment Crabgrass Killer/Fertilizer
- Kills Crabgrass Before You See It
- Fertilizes Your Lawn
- Allows Re-Seeding Now

### GREENVIEW YARD-WIDE GUARANTEE

Greenview guarantees you will be satisfied with the performance of this product, when used as directed, or your money back. If not satisfied, describe the nature of your problem, and send with proof of purchase to Greenview, 1600 East Cumberland St., Lebanon, PA 17042.



**Additional Labeling Requirements:**

If the fertilizer guarantee contains iron, the following statement must appear:

*This product contains the secondary nutrient iron. Iron may stain concrete and should not be applied on dry or water dampened concrete and should be removed from these areas promptly after application by sweeping or blowing. Do not wash off with water.*

If the recommended use rate applies less than 1 pound nitrogen per 1,000 sq. ft. per application, the following statement must appear:

*Supplemental applications of lawn fertilizer are needed to achieve a minimum 1 pound nitrogen per 1,000 sq. ft.*

For products distributed in the State of Washington, the following statement must appear:

*Information regarding the contents and levels of metals in this product is available on the Internet at <http://www.regulatory-info-lebsea.com>*

Greenview® and Trebl® are registered trademarks of Lebanon Seaboard Corporation.

