

935-75

5/19/2010

corrected copy

1/11



UNITED STATES ENVIRONMENTAL PROTECTION AGENCY
WASHINGTON, D.C. 20460

MAY 19 2010

Joel S. Schwartz
Regulatory Manager
OxyChem
520 Monsanto Avenue
Sauget, IL 62206

OFFICE OF CHEMICAL SAFETY
AND POLLUTION PREVENTION

Subject: Towerbrom® 90M Tablets
EPA Reg. No. 935-75
Application Dated: March 15, 2010
Receipt Date: April 20, 2010

Dear Mr. Schwartz:

The following notification submitted in connection with registration under the provisions of PR Notice 98-10, Federal Insecticide, Fungicide, and Rodenticide Act (FIFRA) section 3(c)9 is acceptable.

Proposed Notification:

- Revised Container Disposal section per PR Notice 2007-4

Comments:

Based on a review of the material submitted, the following comments apply:

1. For the 'plastic container' section, you must add the appropriate triple rinse residue removal instructions based on your product's formulation and container type.

This application for notification to revise the container disposal section, as referenced above, is acceptable. A copy has been placed in our records for future reference.

Should you have any questions concerning this letter, please contact me at Henson.Wanda@epa.gov or call (703) 308-6345.

Sincerely,

for Wanda Henson
Acting Product Manager (32)
Regulatory Management Branch II
Antimicrobials Division (7510P)



United States
Environmental Protection Agency
Washington, DC 20460

Registration
Amendment
 Other

OPP Identifier Number

Application for Pesticide - Section I

1. Company/Product Number Occidental Chemical Corporation / 935-75	2. EPA Product Manager E. Mitchell	3. Proposed Classification <input checked="" type="checkbox"/> None <input type="checkbox"/> Restricted
4. Company/Product (Name) Towerbrom® 90M Tablets	PM# 32	
5. Name and Address of Applicant (Include ZIP Code) Occidental Chemical Corporation 520 Monsanto Avenue Sauget, IL 62206 <input type="checkbox"/> Check if this is a new address	6. Expedited Review. In accordance with FIFRA Section 3(c)(3) (b)(i), my product is similar or identical in composition and labeling to: <input checked="" type="checkbox"/> EPA Reg. No. _____ Product Name _____	

Section - II

<input type="checkbox"/> Amendment - Explain below.	<input type="checkbox"/> Final printed labels in response to Agency letter dated _____
<input type="checkbox"/> Resubmission in response to Agency letter dated _____	<input type="checkbox"/> "Me Too" Application.
<input checked="" type="checkbox"/> Notification - Explain below.	<input type="checkbox"/> Other - Explain below.

Explanation: Use additional page(s) if necessary. (For section I and Section II.)
Notification to change the Pesticide Container Disposal language per PR Notice 2007-4.
See attached page for certification.
Fee determination: Fee Category - Not Applicable.
jsschw@solutia.com

Section - III

1. Material This Product Will Be Packaged In:				2. Type of Container	
Child-Resistant Packaging <input type="checkbox"/> Yes* <input type="checkbox"/> No	Unit Packaging <input type="checkbox"/> Yes <input type="checkbox"/> No	Water Soluble Packaging <input type="checkbox"/> Yes <input type="checkbox"/> No	Metal Plastic Glass Paper Other (Specify) _____		
* Certification must be submitted		If "Yes" Unit Packaging wgt. No. per container	If "Yes" Package wgt. No. per container		
3. Location of Net Contents Information <input type="checkbox"/> Label <input type="checkbox"/> Container		4. Size(s) Retail Container		5. Location of Label Directions <input type="checkbox"/> On Label <input type="checkbox"/> On Labeling accompanying product	
6. Manner in Which Label is Affixed to Product <input type="checkbox"/> Lithograph <input type="checkbox"/> Paper glued <input type="checkbox"/> Stenciled			<input type="checkbox"/> Other _____		

Section - IV

1. Contact Point (Complete items directly below for identification of individual to be contacted, if necessary, to process this application.)					
Name Joel S. Schwartz		Title Regulatory Manager		Telephone No. (Include Area Code) (618)482-6447	
Certification I certify that the statements I have made on this form and all attachments thereto are true, accurate and complete. I acknowledge that any knowingly false or misleading statement may be punishable by fine or imprisonment, or both under applicable law.					6. Date Application Received (Stamped)
2. Signature <i>Joel S. Schwartz</i>		3. Title Regulatory Manager			
4. Typed Name Joel S. Schwartz		5. Date March 15, 2010			

Joel S. Schwartz
Regulatory Manager
ACL® Isocyanurates

March 15, 2010

Document Processing Desk (NOTIF)
Office of Pesticide Programs (7504P)
United States Environmental Protection Agency
Room S-4900, One Potomac Yard
2777 South Crystal Drive
Arlington, VA 22202-4501

**Re: Towerbrom® 90M Tablets
EPA Reg. No. 935-75**

Dear Sir:

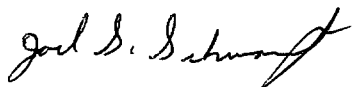
Please process the enclosed notification for the above referenced product. The purpose of this notification is to add language required by the Pesticide Container Rule under Storage and Disposal per PR Notice 2007-4.

Enclosed you will find:

- Application for Pesticide, EPA Form 8570-1;
- Notification Certification Statement; and
- Proposed label with changes marked.


Should you have questions regarding this registration notification application, please give me a call at the number indicated below or you may email me at jsschw@solutia.com.

Sincerely,



Joel S. Schwartz

Enclosures



Occidental Chemical Corporation

A subsidiary of Occidental Petroleum Corporation

520 Monsanto Avenue

Sauget, IL 62206

618-482-6447

{All text in brackets [xxx] is optional and may or may not be included on a final label.
{All text in braces {xxx} is administrative and will not appear on a final label.}

OxyChem®

TOWERBROM® 90M TABLETS

ACTIVE INGREDIENT:

Trichloro-s-triazinetriene.....	92.9 %
Sodium Bromide.....	6.9 %
OTHER INGREDIENTS.....	0.2 %
TOTAL.....	100.0 %

NOTIFICATION
Date Reviewed: 5/19/11
Reviewed By: W. Hennessy

Provides 83% Available Chlorine

Provides 187% Available Bromine

When used as directed, this product is a high performance bromine microbiocide which will control organic slimes of algae, bacteria and fungi when in accordance with the Directions for Use.

KEEP OUT OF REACH OF CHILDREN

DANGER

FIRST AID	
If in eyes	<ul style="list-style-type: none"> Hold eye open and rinse slowly and gently with water for 15-20 minutes. Remove contact lenses, if present, after the first 5 minutes, then continue rinsing eye. Call a poison control center or doctor for treatment advice.
If swallowed	<ul style="list-style-type: none"> Call poison control center or doctor immediately for treatment advice. Have person sip a glass of water if able to swallow. Do not induce vomiting unless told to do so by the poison control center or doctor. Do not give anything by mouth to an unconscious person.
If inhaled	<ul style="list-style-type: none"> Move person to fresh air. If person is not breathing, call 911 or an ambulance, then give artificial respiration, preferably by mouth-to-mouth, if possible. Call a poison control center or doctor for further treatment advice.
If on skin or clothing	<ul style="list-style-type: none"> Take off contaminated clothing. Rinse skin immediately with plenty of water for 15-20 minutes. Call a poison control center or doctor for treatment advice.
HOT LINE NUMBER	
Have the product container or label with you when calling a poison control center or doctor, or going for treatment. You may also contact 1-800-733-3665 for 24 hour emergency medical treatment information.	
NOTE TO PHYSICIAN	
Probable mucosal damage may contraindicate the use of gastric lavage.	

See side panel for *Directions for Use*.

EPA Reg. No. 935-75
EPA Est. No. 58401-IL-1

Occidental Chemical Corporation
P.O. Box 809050; Dallas, Texas 75380
972-404-3800

HMIS Rating System: Health 3 Flammability 0 Reactivity 2

Net Wt. ____ lbs. / ____ kg.

Lot No. _____

PRECAUTIONARY STATEMENTS

HAZARD TO HUMANS AND DOMESTIC ANIMALS

DANGER

CORROSIVE: Causes irreversible eye damage and skin burns. May be fatal if inhaled. Harmful if absorbed through skin or inhaled. Do not get in eyes, on skin, or on clothing. Avoid breathing dust. Wear goggles or face shield. Wear protective clothing and rubber gloves. Wash thoroughly with soap and water after handling and before eating, drinking or using tobacco. Remove contaminated clothing and wash clothing before reuse.

ENVIRONMENTAL HAZARD

This pesticide is toxic to fish and aquatic organisms. Do not discharge effluent containing this product into lakes, streams, ponds, estuaries, oceans, or other waters unless in accordance with the requirements of a National Pollutant Discharge Elimination System (NPDES) permit and the permitting authority has been notified in writing prior to discharge. Do not discharge effluent containing this product to sewer systems without previously notifying the local sewage treatment plant authority. For guidance contact your State Water Board or Regional Office of the EPA.

PHYSICAL OR CHEMICAL HAZARD

STRONG OXIDIZING AGENT. Contact with water slowly liberates irritating and hazardous chlorine and bromine containing gases. Decomposes at temperatures above 437°F with liberation of harmful gases. When ignited, will burn with the evolution of chlorine and equally toxic gases.

ALWAYS add product to large quantities of water. Use clean, dry utensils. **DO NOT** add this product to any dispensing device containing remnants of any other product. Such use may cause a violent reaction leading to fire or explosion. Contamination with moisture, organic material, or other chemicals may start a chemical reaction with generation of heat, liberation of hazardous gases, and possible fire and explosion.

When shock feeding, product should not sit in stagnant water after the feeder shuts off. Purge the feeder with a minimal air or water flow between shock treatments.

IN CASE OF FIRE OR SMOKE: Call the fire department. Do not attempt to extinguish the fire without a self contained breathing apparatus (SCBA). Do not let the fire burn. **Flood with copious amounts of water.** **DO NOT** use ABC or other dry chemical extinguishers since there is the potential for a violent reaction.

IN CASE OF CONTAMINATION OR DECOMPOSITION: Do not reseal container. Follow disposal instructions on label.

```

          )))))))
        )))))))
       )))))))
      )))))))
     )))))))
    )))))))
   )))))))
  )))))))
 )))))))
)))))))
 )))))))
)))))))

```

DIRECTIONS FOR USE

It is a violation of Federal law to use this product in a manner inconsistent with its labeling.

FOR CONTROL OF BACTERIA, FUNGI AND ALGAE IN RECIRCULATING WATER SYSTEMS, SEWAGE WASTEWATER SYSTEMS, PULP AND PAPER MILL WATER SYSTEMS AND ONCE THROUGH WATER SYSTEMS

FOR RECIRCULATING WATER SYSTEMS

This product is intended for use in the following aquatic sites: Air Washer Water Systems, Commercial/Industrial Water Cooling Systems, Evaporative Condenser Water Systems, Ornamental Ponds and Aquaria, Heat Exchange Water Systems, Lakes/Ponds/Reservoirs (Without Human or Wildlife Use), Industrial Scrubbing Systems, Industrial Auxiliary Water Systems, Industrial Process Water, Industrial Disposal Systems, Pasteurizer/Warmer/Cannery Cooling Water Systems.

This product may be added to the system continuously or intermittently as needed with a wide variety of tablet dissolving devices (feeders, bags, buckets, etc.) or by direct placement into the water at a point where the product will be uniformly mixed with water. The frequency of feeding and duration of the treatment will depend on the severity of the contamination. Badly fouled systems must be cleaned before treatment begins.

Intermittent or slug method


INITIAL DOSE: When the system is noticeably fouled, add this product at the rate of 0.1 to 0.5 pounds per 1000 gallons (12 to 60 grams per 1000 liters) in the system to achieve 0.5-10 mg/L total available halogen as chlorine, as measured by a suitable test kit. Repeat dosage until residual is achieved.

SUBSEQUENT DOSE: When microbial control is evident, add this product at the rate of 0.02 to 0.1 pounds per 1000 gallons (2.4 to 12 grams per 1000 liters) in the system to achieve 0.5-1 mg/L total available halogen as chlorine, as measured by a suitable test kit. Repeat periodically as needed to maintain control.

Continuous feed method

INITIAL DOSE: When the system is noticeably fouled, add this product at the rate of 0.1 to 0.5 pounds per 1000 gallons (12 to 60 grams per 1000 liters) in the system to achieve 0.5-10 mg/L total available halogen as chlorine, as measured by a suitable test kit. Repeat dosage until residual is achieved.

SUBSEQUENT DOSE: When microbial control is evident, add this product at the rate of 0.02 to 0.1 pounds per day per 1000 gallons (2.4 to 12 grams per day per 1000 liters) in the system to maintain 0.5-1 mg/L total available halogen as chlorine, as measured by a suitable test kit.



FOR SEWAGE WASTEWATER SYSTEMS

This product is intended for use in sewage wastewater systems. This product provides rapid disinfection of primary, secondary and tertiary wastewater treatment systems.

DOSE RATE: Add this product at the rate of 0.02 to 0.5 pounds per 1000 gallons (2.4 to 60 grams per 1000 liters) in the system to achieve 0.2-3 mg/L total available halogen as chlorine, as measured by a suitable test kit, at the injection point in the disinfection contact chamber. Adjust the dosage to achieve disinfection and minimize the halogen concentration at the exit of the contact chamber.

FOR PULP AND PAPER MILL WATER SYSTEMS

This product is intended for use in pulp and paper mill water systems.

INITIAL DOSE: When the system is noticeably fouled, add this product at the rate of 0.04 to 2 pounds per ton (0.02 to 1.0 kg. per metric ton) of dry pulp or paper produced to achieve 0.1-5 mg/L total available halogen as chlorine, as measured by a suitable test kit, in the water treated. Repeat dosage until residual is achieved.


SUBSEQUENT DOSE: When microbial control is evident, add this product at the rate of 0.04 to 1.0 pounds per ton (0.02 to 0.5 kg. per metric ton) of dry pulp or paper produced to achieve 0.1-5 mg/L total available halogen as chlorine, as measured by a suitable test kit, in the water treated. Repeat periodically as needed to maintain control.

FOR ONCE-THROUGH WATER SYSTEMS

This product is intended for use in open or closed cycle, fresh or salt water, once-through cooling systems.

INITIAL DOSE: When the system is noticeably fouled, add this product at the rate of 0.02 to 0.5 pounds per 1000 gallons (2.4 to 60 grams per 1000 liters) of water treated to achieve 0.2-10 mg/L total available halogen as chlorine, as measured by a suitable test kit, through the portion of the system to be treated. Repeat dosage until residual is achieved.

SUBSEQUENT DOSE: When microbial control is evident, add this product at the rate of 0.02 to 0.1 pounds per 1000 gallons (2.4 to 12 grams per 1000 liters) of water treated to achieve 0.2-5 mg/L total available halogen as chlorine, as measured by a suitable test kit, through the portion of the system to be treated. Repeat periodically as needed to maintain control.



AQUATIC NON-FOOD K CONFIDENTIAL

SWIMMING POOL WATER SYSTEMS

This product is intended for use in controlling bacteria and algae in indoor swimming pools. This product should not be used in outdoor swimming pools. This slow dissolving product is to be used in suitable brominating/chlorinating devices. DO NOT add directly to the swimming pool.

Re-entry into treated swimming pools is prohibited above levels of 6 ppm available bromine (3 ppm as chlorine).

Start up - Before using this product, make sure that the filtration system is clean and operating properly. Adjust the pH of the water to the range of 7.2-7.6 using suitable products and a reliable test kit. Adjust the alkalinity of the water to a minimum of 125 ppm (mg/L), based on the test kit reading.

Shock (superchlorinate) the pool with an appropriate product, followed by maintenance treatment.

Shock treatment - The pool water should be superchlorinated or shocked every seven days or whenever the *combined* chlorine level is above 0.5 ppm (mg/L). *Combined* chlorine is the difference between *total* and *free* chlorine, as measured by a suitable test kit.

Add a sufficient amount of an appropriate *shock* product directly to the surface of circulating water to raise the available chlorine level to 5-6 ppm (mg/L), based on test kit readings. For example, the addition of 10 ounces of sodium dichloro-s-triazinetriene per 10,000 gallons of water (7.5 grams per 1,000 liters) will provide approximately 5 ppm (mg/L) of available chlorine. If the combined chlorine reading is not below 0.5 ppm (mg/L) and the water has not been restored to its normal clarity, repeat the shock treatment described above.

Do not enter water until free available chlorine reading is below 3 ppm (mg/L), combined chlorine is below 0.5 ppm (mg/L) and the water is restored to its normal clarity.

Maintenance treatment - Add this product to the feeder (brominating or chlorinating device). Adjust the feeder to maintain the free available bromine level in the water at 2-6 ppm (mg/L) (1-3 ppm as chlorine) as indicated by a reliable bromine or chlorine test kit. Periodically refill feeding device with enough tablets to assure a constant treatment level of 2-6 ppm (mg/L) available bromine. Weather and usage effect sanitizer levels. In addition, some oils, lotions, fragrances, cleaners, etc. may cause foaming or cloudy water as well as reduce the efficiency of this product. Maintain the pH at 7.2-7.6 and the alkalinity at a minimum of 125 ppm (mg/L).

When the total dissolved solid (TDS) reaches 3000 ppm (mg/L) or whenever the water becomes difficult to manage, the water should be drained and fresh water added to the pool.

Winterizing - Thoroughly clean and vacuum the pool. Empty the feeder of all tablets. While the water is still clear and clean, add 16 ounces of an appropriate *shock* product for each 10,000 gallons of water (12 grams per 1,000 liters), while the filtration system is running. This will increase the available bromine by approximately 16 ppm (mg/L) (8 ppm as chlorine). Cover pool, prepare heater, filter and heater components for winter by following manufacturers' instructions.

