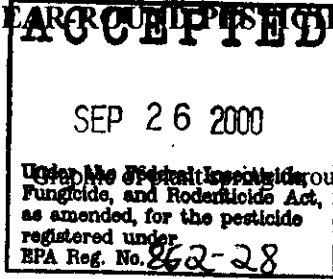


# Sunspray® Ultra-Fine®

YEAR ROUND PESTICIDAL OIL




Makes up to 100 gallons, 25 gallons, 12 gallons (for a gallon, a quart, a pint respectfully)  
 For Dormant AND Growing-Season Insect Control.  
 For Use On: Landscape Plants, Houseplants, Fruit Trees, Shade Trees, Garden Vegetables, Ornamentals, Flowers, Evergreens.  
 Controls Whiteflies.  
 A pest control formula for the conscientious home gardener.  
 Dormant application kills overwintering insect eggs.  
 Kills insects during the growing season.  
 Controls aphids, mites, mealybugs, scales, whiteflies, psyllids and other listed pests.  
 For vegetable, fruit and nut trees, shade trees, shrubs, flowers, indoor houseplants and home greenhouse plants.  
 Ideal for controlling pests on houseplants.

ACTIVE INGREDIENT  
 Paraffinic oil.....98.8 %  
 INERT INGREDIENT.....1.2 %

Net contents: 1 gallon, 1 quart, 1 pint

CAUTION: Keep Out Of Reach Of Children.



Makes up to  
**100**  
Gallons

SunSpray

# Ultra-Fine<sup>®</sup> Year-Round Pesticidal Oil

For Dormant AND  
Growing-Season  
Insect Control

**For Use On:**  
Landscape Plants  
Houseplants  
Fruit Trees  
Shade Trees  
Garden Vegetables  
Ornamentals  
Flowers  
Evergreens

ACTIVE INGREDIENT:  
Paraffinic Oil 98.8%

Inert Ingredient 1.2%

NET CONTENTS: 1 GALLON

CAUTION: Keep Out Of Reach Of Children

**Controls  
Whiteflies**

**A** pest control formula for the conscientious home gardener

Mechanical DRAFT OF FRONT Panel  
LABEL

# Sunspray® Ultra-Fine®

## YEAR-ROUND PESTICIDAL OIL

A superior horticultural spray oil for insect and mite pest management

Active Ingredient: Paraffinic Oil .....	98.8 wt%
Inert Ingredient: Emulsifier .....	1.2 wt%

- For dormant and growing season applications.
- Can also be used a leaf polish.
- Makes up to 25 gallons (for a quart).
- Makes up to a 100 gallons (for a gallon)
- Makes up to 12 gallons (for a pint)
- Effectively kills insects year-round
- A superior horticultural spray oil

This product controls Adelgids, Aphids, Lace Bugs, leafhoppers, Leafminers (larvae), Mealybugs, Mites, Plant Bugs, Psyllids, Sawfly larvae, Scales, Thrips, Whitefly and eggs of Aphids, Mites and certain caterpillars on landscape, trees, plants, shrubs and flowering plants, houseplants, vegetables, fruit and nut trees, and home greenhouse plants. This product can be applied up to harvest.

Ultra-Fine is a concentrate and must be mixed with water according to the mixing directions inside.

EPA Registration No. 862-28  
EPA Establishment No. 862-PA-1



Sunoco, Inc. (R&M)  
Ten Penn Center  
1801 Market Street  
Philadelphia, PA 19103-1699

Follow the recommended dilution rate for the particular plant and pest being sprayed. This gallon makes up to 100 gallons of spray when diluted with water. Additional information contained inside on application, precautionary statements, storage and disposal

**READ DIRECTIONS THOROUGHLY BEFORE USING. MANUFACTURER AND SELLER WILL NOT ACCEPT LIABILITY FOR DAMAGE OR INJURY RESULTING FROM MISUSE OF THIS PRODUCT.**

**CAUTION:  
KEEP OUT OF REACH OF CHILDREN**

**SAMPLE**  
  
71536 0076

Net Contents: 1 Quart

**PRECAUTIONARY STATEMENTS**

Hazards to humans and domestic animals: Avoid contact with eyes, skin and clothing.

**Harmful if swallowed. Liquid may enter the lungs and cause damage.**

**Avoid inhalation of spray mists or vapors.**

**Avoid eye contact.**

**Wash hands after use.**

**FIRST AID**

**If swallowed:** Immediately call a poison control center or doctor.

**DO NOT INDUCE VOMITING** unless told to do so by a poison control center or doctor.

Do not give any liquid to the person.

Do not give anything by mouth to an unconscious person.

**If in eyes:** Hold eye open and rinse slowly and gently with water for 15-20 minutes.

Remove contact lenses, if present, after the first 5 minutes, then continue rinsing the eye.

Call a poison control center or doctor for further treatment advice.

**If on skin:** Wash with soap and water.

**If inhaled:** Move person to fresh air.

**HOT LINE NUMBER**

Have the product container or label with you when calling a poison control center or doctor, or going for treatment. In case of emergency, call 1-800-964-8861.

**NOTE TO PHYSICIAN**

Contains petroleum distillate-vomiting may cause aspiration pneumonia. Aspiration may occur after swallowing or vomiting and results in serious, and sometimes delayed lung injury.

**ENVIRONMENTAL HAZARDS**

This product is toxic to fish. For terrestrial uses, do not apply directly to water or to areas where surface water is present or to intertidal areas below the mean high water mark. Do not contaminate water when disposing of equipment washwaters. Apply this product only as specified on this label.

**STORAGE AND DISPOSAL**

1. **Prohibitions:** Do not contaminate water, food or feed by storage or disposal. Open dumping is prohibited.
2. **Storage:** Keep oil container tightly closed in storage to prevent entry of water or other contaminants. Store in a cool, dry, locked area out of the reach of children or pets. Do not store this product in direct sunlight for prolonged periods of time. This product should be stored in its original container only.
3. **Pesticide Disposal:** Securely wrap the original container in several layers of newspaper and discard in the trash.
4. **Container Disposal:** Do not reuse container (bottle can, jar). Rinse thoroughly before discarding in the trash.

**USE PRECAUTIONS**

Keep the oil container tightly closed in storage to prevent entry of water. All horticultural oils interfere with or slow plant transpiration and respiration during the period of evaporation. Therefore, do not spray plants under stress (i.e., drought, disease) and do not apply during periods of prolonged high temperature combined with high relative humidity.

Do not tank mix with any fungicides or herbicides.


The following guidelines must be followed:

Do not tank mix with any insecticide or miticide whose label indicates that it should not be used with oil. Users should read and follow all directions and restrictions on the labels of the proposed tank mix products. The combination of SunSpray Ultra-Fine with more than one additional pesticide is not recommended. Use caution and read all labels thoroughly when using any insecticides or miticides in combination with Sunpray Ultra-Fine. Always conduct a test spray for plant sensitivity prior to making a full scale application.

The following list of pesticides represents some of the compounds and their common names that should not be used with SunSpray Ultra-Fine, however this list is not exhaustive: anilazine (Dyrene), captan (Captan), captfol (Difolatan), cyrex (Dodine), chlorothalnil (Bravo), dimethoate (Cygon), dinocap (Karathene), dithianon (Delan), fentin hydroxide (Supertin), fentinacetate (Fentin), folpet (Folpet), methiocarb (Metmercapturon), oxythioquinox (Morestan), PMA (Agrosun), propargite (Omite), lime sulfur, wettable sulfur or any other product containing sulfur. Keep spray equipment used for these other products separate from the equipment used for SunSpray Ultra-Fine or make sure the sprayer is thoroughly cleaned so that no residue from these other products remain. Do not use with Sevin 50W formulation (Carbaryl) on deciduous fruit trees.

**DIRECTIONS FOR USE**

It is a violation of federal law to use this product in a manner inconsistent with its labeling. Do not apply this product through any type of irrigation system.



**MIXING INSTRUCTIONS**

Make sure the spray equipment to be used is clean, dry and odor free.

1. Fill the spray tank or bottle ¼ full with water.
2. **SHAKE THE CONTAINER OF SUNSPRAY ULTRA-FINE VIGOROUSLY PRIOR TO MEASURING OUT THE DESIRED AMOUNT.** Add the appropriate amount of SunSpray Ultra-Fine to the water and shake.
3. Fill the remaining ¼ of the spray tank or bottle with water and shake again. The solution should look milky, if it doesn't, do not use it.
4. During application shake the solution frequently. Do not apply to plants if the solution has been sitting for more than 10 minutes without shaking it before resuming application.
5. Do not premix SunSpray Ultra-Fine and water. Mix just enough for the immediate use.
6. 2 tablespoons = 1 fluid ounce.  
4 tablespoons = ¼ cup = 2 fluid ounces.

**APPLICATION INSTRUCTIONS**

- The best times to spray are early evening and early morning.
- The target pest and plant should be completely covered with the spray solution to be effective.
- Do not exceed the maximum rates or apply more often than recommended.
- Certain plant species may be sensitive to oil. A small number of plants should be test sprayed prior to general spraying.
- Use caution on open blooms – bleaching and spotting have been observed on the open bloom of certain plants.
- May be used up to day of harvest.
- The effectiveness of Ultra-Fine may be reduced if prolonged temperatures below 50°F are experienced. This is due to the reduced respiration rate of the insect at these lower temperatures.
- Protect painted surfaces, carpet and furnishings from overspray. May cause discoloration.

**DIRECTIONS FOR USE WHEN APPLYING WITH HOSE END SPRAYER**

**These directions apply only to the hose end sprayer that is given away with the purchase.**

When a hose end sprayer is given away with the purchase of SunSpray Ultra-Fine Year-Round Pesticidal Oil, follow the instructions below:

1. Turn valve switch located on top of hose end sprayer to the **OFF** position, perpendicular (right angle) to water flow.
2. Attach longer end of hose end nozzle onto water hose.
3. Remove product cap and save.
4. Place dip tube into bottle of product so flange rests on neck of the bottle.
5. Then screw bottle to the applicator until tight.
6. When ready to spray; point applicator away from face.
7. Turn on water supply at spigot.
8. Turn valve switch to the **ON** position, parallel to water flow.
9. When spraying is complete, turn valve switch to the **OFF** position.
10. Turn off water supply at spigot.
11. Remove sprayer from hose end bottle.
12. Leave dip tube and flange in bottle, and replace cap on bottle.
13. Rinse sprayer and let air dry prior to storage.
14. If bottle is empty, discard bottle and sprayer (See back panel for **Storage and Disposal** Instructions for insecticide).

**CAUTION**

Do not use this attachment in home greenhouses or on houseplants. For use only when application rates are between 2.5 and 5.0 tblsp oil/1 gallon water. For all other application rates please refer back to the tables in the **Direction for Use** section for tank or bottle mixing.

Due to the force of the spray solution stream, use care when applying to delicate plants.

Do not empty the entire bottle of Ultra-Fine on one plant. Apply to runoff (ie: until plant is thoroughly saturated and spray solution runs off plant). Do not re-apply during a single application (ie: once runoff has occurred, do not come back and re-spray it).



Do not use attachment if it is chipped, bent or damaged.  
This attachment is intended for use only with this bottle of Ultra-Fine. Discard the attachment after this bottle has been emptied.

**HOSE END SPRAYER**  
This hose end sprayer should only be used with SunSpray Ultra-Fine Year-Round Pesticidal Oil. Use of this sprayer with other pesticides may lead to plant damage due to product incompatibility.

- Directions for Use with K-1 Hose End Sprayer**
1. Shake well before using.
  2. Make sure control lever located on the side of the hose end sprayer is in the **OFF** position.
  3. If the sprayer is not in the **OFF** position, bend safety tab down to the right and turn control lever to the **OFF** position.
  4. Once the control lever is in the **OFF** position, attach the hose end sprayer to the water hose.
  5. Turn on water supply at the spigot.
  6. Turn the control lever to the **ON** position. To do this simply bend the safety tab down to the right and turn the control lever till it lines up with the word: **ON**.
  7. When spraying is complete, turn control lever to the **OFF** position as directed in step 3.
  8. Turn off water supply at spigot.
  9. If bottle is empty discard bottle as per the instructions on the back panel (see Storage and Disposal instructions for insecticides).
  10. The sprayer and dip-tube may be cleaned and saved for future use with another Ultra-Fine purchase. This hose end attachment should only be used with SunSpray Ultra-Fine Year-Round Pesticidal Oil. Use of this sprayer with other pesticides may lead to plant damage as a result of product incompatibility.

**NOTE:** This sprayer may be used to just spray water. To only spray water follow steps 1-5 and then turn the control lever to the **WATER** position. Once watering is completed, continue with steps 7-10. No SunSpray Ultra-Fine Year-Round Pesticidal Oil should be expelled when the control lever is in the **WATER** position. This water spray is an option provided to the user to water plants that are not currently being sprayed with the Ultra-Fine product for pest control.

Do not water plants that are to be sprayed with Ultra-Fine directly before, after or during the intended spray time interval.

**CAUTION**  
Do not use this attachment in home greenhouses or on houseplants. For use only when application rates are between 2.5 and 5.0 tblsp oil/1 gallon water. For all other application rates please refer back to the tables in the **Direction for Use** section for tank or bottle mixing.


Due to the force of the spray solution stream, use care when applying to delicate plants.

Do not empty the entire bottle of Ultra-Fine on one plant. Apply to runoff (ie: until plant is thoroughly saturated and spray solution runs off plant). Do not re-apply during a single application (ie: once runoff has occurred, do not come back and re-spray it).

Do not use attachment if it is chipped, bent or damage.

**LIMITED WARRANTY AND LIABILITY**  
This product conforms to the description and is suitable for the uses set forth on this label but is strictly limited to those uses solely as directed under the specified label conditions, and only if purchased in the original unopened container. **MANUFACTURER AND SELLER DISCLAIM ANY AND ALL WARRANTIES, EXPRESS OR IMPLIED, INCLUDING BUT NOT LIMITED TO WARRANTIES OF MERCHANTABILITY AND FITNESS FOR PARTICULAR PURPOSE** (except as specified on this label). Buyer and all users shall assume all risk, liability and damage if this product is used, stored, handled or applied other than as specifically set forth on this label. **LIABILITY OF MANUFACTURER AND SELLER AND USER'S REMEDIES SHALL BE LIMITED TO REFUND OF THE PURCHASE PRICE OR REPLACEMENT OF THE SPECIFIC QUANTITY INVOLVED. IN NO EVENT SHALL MANUFACTURER OR SELLER BE LIABLE FOR SPECIAL, INCIDENTAL OR CONSEQUENTIAL DAMAGES.**

**Note: This pesticide is to be sold ONLY in this original unopened container**




**TABLE 1 - HOME LANDSCAPE**  
(Shade Trees, Shrubs, Ornamentals, Flower and Foliage Plants)

TREE OR PLANT	PEST	APPLICATION RATE Tablespoons of Ultra-Fine per 1 Gallon Water	TIME OF APPLICATION
Shade Trees* and Shrubs including Conifers, Deciduous Broadleaf Evergreens & Woody Ornamentals	Aphids Adelgids Eriophyid Mites Gall Mites Honeylocust Plant Bug	5.0 - 7.5	Winter Dormant Period
Ornamental Trees* Shrubs including Conifers, Deciduous and Broadleaf Evergreens	Lace Bug Leaf Beetle Larvae Leafminer Leafrollers Mealybug Psyllids (immature)	2.5 - 5.0	Summer (Foliar or Cover)
Flowering and Foliage Plants including Roses And other Flowering Shrubs	Sawfly Larvae Scales (immature) Spider Mites Webworms	5.0 - 7.5	Winter Dormant Period
Foliage Ornamentals & Bedding plants	Whitefly	2.5- 5.0	Summer (Foliar or Cover)

\* Oil removes the glaucous (blue) bloom from such evergreens as Colorado Blue Spruce and Koster Spruce. Always use lower dosage or test spray oil sensitive plants such as Cryptomeria, Smoke Tree, Chamaecypris, Juniper, Japanese Holly and Spruce. Tendency towards sensitivity: Red Cedar and Douglas Fir. Do not spray when buds have fully opened and shoot elongation is occurring. Do not spray Walnut foliage.

**CAUTION:** Up to 4 applications during the growing season are typically sufficient to control pests. Use a 2 week minimum application interval. For fall dormant applications, reduce rate to 5 tablespoons per gallon and limit use only to: American Red Oak, Japanese Black Pine, Dogwood, Weeping Cherry, Cornelian Cherry, Crabapple, Norway Maple, Purple Leaf Plum.



**Powdery Mildew Control on Ornamentals**


Apply a rate of 2.5 - 5.0 tablespoons Ultra-Fine per 1 gallon water from midsummer to early fall every 2-4 weeks to zinnia, lilac, azalea, monarda, phlox, helianthemum and aster. If application to other woody or herbaceous ornamental plants is desired, we recommend first conducting a small scale test on specific plants that are to be treated, to check for sensitivity to the oil treatment. Ultra-Fine is not effective if the plant canopy is extremely dense because adequate spray coverage is difficult to attain. Greenhouse applications should be at the 2.5 tablespoon rate and a test spray should be conducted due to increased sensitivity of greenhouse grown plants.

**TABLE 2 - HOUSEPLANTS**

PLANT	PEST	APPLICATION RATE Tablespoons of Ultra-Fine per 1 Gallon Water	COMMENTS
DIEFFENBACHIA DRACAENA FERNS PALMS SCHEFFLERA	Aphids Leafminers Mealybugs Scales Spider Mites Whitefly	2.5	Do not apply to plants in direct sunlight behind glass.  Due to varietal differences in response to a treatment of Ultra-Fine at the recommended rate, we recommend conducting a small test on 1 or 2 plants of the specific variety to be treated
CHRYSANTHEMUM GARDENIAS JADE PLANT PHILODENDRON		2.5 - 5.0	

**Protect floor, floor coverings and furnishings from overspray.**

**CAUTION: Do Not exceed 3 consecutive applications without allowing a two week application interval.**






**TABLE 3 - VEGETABLES OUTDOOR AND HOME GREENHOUSE**

<b>VEGETABLE</b>	<b>PEST</b>	<b>APPLICATION RATE</b> Tablespoons of Ultra-Fine per 1 Gallon Water	<b>TIME OF APPLICATION</b>
ASPARAGUS BEANS BEETS CABBAGE CAULIFLOWER (other cold crops) CORN CUCURBITS EGGPLANT LETTUCE MELONS PEPPERS POTATOES RADISHES SQUASH SWEET POTATO TOMATOES HERB AND SPICES CURLY LEAF BASIL LEMON BALM MEXICAN OREGANO SPEARMINT	Aphids Mites Beetle Larvae Leafminers Leafhopper Whitefly Thrips	2.5 - 5.0	Do not exceed 4 applications in a growing season.  A 2 week application interval is recommended,

**Disease Control for Vegetables**


Apply a rate of 2.5 - 5.0 tablespoons Ultra-Fine per 1 gallon water to control powdery mildew on cucurbits, melons and squash; gummy stem blight and Alternaria leaf blight on melons. Application should be made when the disease is first noticed and continue on a weekly basis to both the upper and lower leaf surfaces. If application to other vegetables listed above is desired, we recommend first conducting a small scale test spray. Greenhouse applications should be at the 2.5 tablespoon rate.



**TABLE 4 - SMALL FRUITS**

SMALL FRUIT	PEST	APPLICATION RATE Tablespoons of Ultra-Fine per 1 Gallon Water	TIME OF APPLICATION
BLUEBERRIES	Mites	7.5	Dormant
	Sawfly (eggs) Scales	5.0	Summer
STRAWBERRIES	Aphids Mites	2.5	Dormant and Summer
GRAPES	Mealybugs	2.5 - 5.0	Dormant
	Mites	5.0	Bud swell or shoot growth of 5-7 cm in spring.
	Mites	5.0	Postharvest
	Powdery Mildew	2.5 - 5.0	First spray-pre-bloom, continue spraying approximately every 14 days depending on disease pressure.

Grape vines should be vigorous and supplied with ample water prior to application. No sensitivity to Ultra-Fine treatments have been seen on the following grape varieties; Cabernet, Merlot, Chardonnay and Ribier. Variety sensitivity may be observed per growing condition, test spray first.



**TABLE 5A - FRUIT TREES**

FRUIT	PEST	APPLICATION RATE Tablespoons of Ultra-Fine Per 1 Gallon Water	TIME OF APPLICATION (STAGE OF DEVELOPMENT)
APPLES	Aphids (eggs) Apple Red Bug Mites (eggs) including European Red Mite Scales (hard and soft ) Scurfy Scale* Fruit Tree Leaf Roller (eggs)*	5.0 - 7.5	Dormant or Delayed Dormant to 1/2" Green.
	Mites	2.5	Summer (Foliar or Cover) or Postharvest. Do not apply over fruit after waxy bloom forms.
PEARS	European Red Mite (eggs) Pear Leaf Blister Mite (eggs)* Pear Psylla Scales Fruit Tree Leaf Roller (eggs)*	5.0 - 7.5	Dormant or Delayed Dormant (up to and including petal fall).
	Two-Spotted Spider Mite Brown Mite Pear Rust Mite Pear Leaf Blister Mite* Pear Psylla*	2.5 - 5.0	Summer (Foliar or Cover) or Postharvest.

\* Use maximum rate specified





TABLE 5B- FRUIT & NUT TREES


FRUIT AND NUTS	PEST	APPLICATION RATE Tablespoons of Ultra-Fine per 1 Gallon Water	TIME OF APPLICATION (STAGE OF DEVELOPMENT)
ALMONDS APRICOTS CHERRIES	Aphids (eggs) Fruit Tree Leaf Roller (eggs) Tent Caterpillars San Jose Scale	5.0 - 7.5	Dormant or Delayed Dormant
	Mites and Scales	2.5 - 4.0	Summer (Foliar or Cover) or Postharvest. - Application should not be made on oil sensitive varieties. - Do not apply to trees lacking adequate moisture.
PEACHES NECTARINES	Aphids (eggs)* Fruit Tree Leaf Roller (eggs) Mites (eggs) Cottony Peach Scale San Jose Scale	5.0 - 7.5	Dormant or Delayed Dormant.
	Mites Scales (immature)	2.5 - 5.0	Summer (Foliar or Cover) or Postharvest.

\* Use maximum rate specified



**TABLE 5B- FRUIT & NUT TREES (Continued)**

FRUIT AND NUTS	PEST	APPLICATION RATE Tablespoons of Ultra-Fine per 1 Gallon Water	TIME OF APPLICATION (STAGE OF DEVELOPMENT)
PLUMS PRUNES	Aphids (eggs) Scales Mites (eggs)	4.0 - 5.0	Dormant or Delayed Dormant to 1/2" Green Tip
	Mites Scales	2.5 - 4.0	Summer (Foliar or Cover) or Postharvest. Do not apply over certain fresh market fruits after bloom starts to form as the oil spray will remove the waxy bloom. Application should not be made over oil sensitive varieties.
PECANS	Aphids (eggs) Scales Mites (eggs)	7.5	Dormant
	Aphids Mites	2.5 - 4.0	Summer (Foliar or Cover) Postharvest



**TABLE 5C - CITRUS TREES**


<b>CITRUS</b>	<b>PEST</b>	<b>APPLICATION RATE</b> Tablespoons of Ultra-Fine per 1 Gallon Water	<b>COMMENTS</b>
LEMON GRAPEFRUIT	Mites Scales including California Red Scale	2.5 - 4.0	For best results, spray during Fall , early Winter & Spring months when red scale are more easily controlled and trees are generally less reactive to oil. For all citrus oil sprays ensure adequate moisture: leaves should not wilt before noon.
NAVEL & VALENCIA ORANGES, OTHER CITRUS VARIETIES INCLUDING NON-BEARING	Mites including Rust Mite Spider Mite Scales including Black Scale California Red-Scale Whitefly & Blackfly Sooty Mold	2.5 - 4.0	Oils applied after Oct. may increase cold damage to trees. Oils applied in Aug. and Sept. may affect solids content and retard coloring.

**TABLE 6 – HOME GREENHOUSE**

PLANT	PEST	APPLICATION RATE Tablespoons of Ultra-Fine per 1 Gallon water	SPECIFIC COMMENTS
AGERATUM CROWN OF THORNS DIEFFENBACHIA FERNs FICUS LISIANTHUS ORCHID PALMS PETUNIA POINSETTIAS SCHEFFLERA SUNFLOWER	Aphids Fungus Gnat Leafminers Mealybugs Scales (soft & hard) Spider Mites Whitefly	2.5	Due to varietal differences in response to a treatment of Ultra-Fine at the recommended rate, we recommend conducting a small test on 1 or 2 plants of the specific variety to be treated.  <b>Frequency of Application:</b> For the greenhouse pests listed, use once a week initially, then as the pest is controlled, decrease the frequency to every 2-3 weeks as needed
LEAF POLISH FOR HARDY PLANTS		2.5	Do not use on Poinsettia bracts

Some plants are more sensitive to oil treatments if any of the following conditions are present when application is made:

- High humidity (>74%)
- An overcast or cloudy day
- Inadequate air flow
- A small greenhouse where the sunlight is magnified causing a fast build-up of temperature and light intensity.



**TABLE 6 - HOME GREENHOUSE (continued)**

PLANT	PEST	APPLICATION RATE Tablespoons of Ultra-Fine per 1 Gallon water	SPECIFIC COMMENTS
AGLAONEMA ASTER AZALEAS BEGONIAS BROWALLIA CAMELLIAS CARNATION CELOSIA CHRYSANTHEMUM COLEUS COSMOS DUSTY MILLER EASTER LILIES GARDENIAS GERANIUM GERBERA HELLICHRYSUM HIBISCUS FOLIAGE HYDRANGEA IMPATIENS JADE PLANT NEW GUINEA IMPATIENS NICOTONIA PHILODENDRON PORTULACA REIGOR BEGONIAS SNAPDRAGON VINCA MARIGOLD ZINNIAS	Aphids Fungus Gnat Leafminers Mealybugs Scales (soft & hard) Spider Mites Whitefly	2.5 - 5.0	<p>Due to varietal differences in response to a treatment of Ultra-Fine at the recommended rate, we recommend conducting a small test on 1 or 2 plants of the specific variety to be treated.</p> <p><b>Frequency of Application:</b> For the greenhouse pests listed, use once a week initially, then as the pest is controlled, decrease the frequency to every 2-3 weeks as needed</p>



Sunspray®  
Ultra-Fine®

YEAR-ROUND PESTICIDAL OIL

A superior horticultural spray oil for insect and mite pest management

Active Ingredient: Paraffinic Oil ..... 98.8 wt%  
Inert Ingredient: Emulsifier ..... 1.2 wt%

**CAUTION: KEEP OUT OF REACH OF CHILDREN**

**PRECAUTIONARY STATEMENTS**

Hazards to humans and domestic animals: Avoid contact with eyes, skin and clothing.  
Harmful if swallowed. Liquid may enter the lungs and cause damage.  
Avoid inhalation of spray mists or vapors.  
Avoid eye contact.  
Wash hands after use.

**ENVIRONMENTAL HAZARDS**

This product is toxic to fish. For terrestrial uses, do not apply directly to water, or to areas where surface water is present or to intertidal areas below the mean high water mark. Do not contaminate water when disposing of equipment washwaters. Apply this product only as specified on this label.

**FIRST AID**

**If swallowed:**  
Immediately call a poison control center or doctor.  
DO NOT INDUCE VOMITING unless told to do so by a poison control center or doctor.  
Do not give any liquid to the person.  
Do not give anything by mouth to an unconscious person.  
**If in eyes:**  
Hold eye open and rinse slowly and gently with water for 15-20 minutes.  
Remove contact lenses, if present, after the first 5 minutes, then continue rinsing the eye.  
Call a poison control center or doctor for further treatment advice.  
**If on skin:** Wash with soap and water.  
**If inhaled:** Move person to fresh air.  
**HOT LINE NUMBER**  
Have the product container or label with you when calling a poison control center or doctor, or going for treatment. In case of emergency, call 1-800-964-8861  
**NOTE TO PHYSICIAN**  
Contains petroleum distillate – vomiting may cause aspiration pneumonia. Aspiration may occur after swallowing, or vomiting and results in serious, and sometimes delayed lung injury

**STORAGE AND DISPOSAL**

- 1. **Prohibitions:** Do not contaminate water, food or feed by storage or disposal. Open dumping is prohibited.
- 2. **Storage:** Keep oil container tightly closed in storage to prevent entry of water or other contaminants. Store in a cool, dry, locked area out of the reach of children or pets. Do not store this product in direct sunlight for prolonged periods of time. This product should be stored in its original container only.
- 3. **Pesticide Disposal:** Securely wrap the original container in several layers of newspaper and discard in the trash.
- 4. **Container Disposal:** Do not reuse container (bottle, can, jar). Rinse thoroughly before discarding in the trash.

EPA Registration No. 862-28  
EPA Establishment No. 862-PA-1

Net Contents: 1 Gallon



Sunoco, Inc. (R&M)  
Ten Penn Center  
1801 Market Street  
Philadelphia, PA 19103-1699