



UNITED STATES ENVIRONMENTAL PROTECTION AGENCY
WASHINGTON, DC 20460

OFFICE OF CHEMICAL SAFETY
AND POLLUTION PREVENTION

June 27, 2022

Becky Horton
Agent for Lilly Miller Brands
LILLY MILLER BRANDS
1000 PARKWOOD CIRCLE, SUITE 700
ATLANTA, GA 30339

Subject: Label and CSF Amendment – Basic and Alt 1 CSFs revised; various label revisions including the addition of weeds, label claims, Triclopyr ID mitigation language
Product Name: LILLY MILLER® BLACKBERRY & BRUSH KILLER
EPA Registration Number: 802-594
Application Date: February 6, 2019; February 6, 2019; March 15, 2022
Decision Number: 557293; 548534; 585465

Dear Becky Horton:

The amended label and CSFs referred to above, submitted in connection with registration under the Federal Insecticide, Fungicide and Rodenticide Act, as amended, are acceptable. This approval does not affect any conditions that were previously imposed on this registration. You continue to be subject to existing conditions on your registration and any deadlines connected with them.

The Agency, in accordance with the Federal Insecticide, Fungicide and Rodenticide Act (FIFRA), as amended, has completed reviewing all of the information submitted with your application to support the Registration Review of the above referenced product in connection with the “*Amendment to the Triclopyr Interim Registration Review Decision, dated December 16, 2020,*” and has concluded that your submission is acceptable.

A stamped copy of your labeling is enclosed for your records. This labeling supersedes all previously accepted labeling. You must submit one copy of the final printed labeling before you release the product for shipment with the new labeling. In accordance with 40 CFR 152.130(c), you may distribute or sell this product under the previously approved labeling for 12 months from the date of this letter. After 12 months, you may only distribute or sell this product if it bears this new revised labeling or subsequently approved labeling. “To distribute or sell” is defined under FIFRA section 2(gg) and its implementing regulation at 40 CFR 152.3.

Please note that the record for this product currently contains the following CSFs:

- Basic CSF dated 03/07/2022
- Alternate CSF 1 dated 03/07/2022

Should you wish to add/retain a reference to the company's website on your label, then please be aware that the website becomes labeling under the Federal Insecticide Fungicide and Rodenticide Act and is subject to review by the Agency. If the website is false or misleading, the product would be misbranded and unlawful to sell or distribute under FIFRA section 12(a)(1)(E). 40 CFR 156.10(a)(5) list examples of statements EPA may consider false or misleading. In addition, regardless of whether a website is referenced on your product's label, claims made on the website may not substantially differ from those claims approved through the registration process. Therefore, should the Agency find or if it is brought to our attention that a website contains false or misleading statements or claims substantially differing from the EPA approved registration, the website will be referred to the EPA's Office of Enforcement and Compliance.

Your release for shipment of the product constitutes acceptance of these conditions. If these conditions are not complied with, the registration will be subject to cancellation in accordance with FIFRA section 6. If you have any questions, please contact Christopher M. Taylor by phone at 202-566-2928, or via email at taylor.christopher.m@epa.gov.

Sincerely,

A handwritten signature in black ink, appearing to read 'Kable Bo Davis', enclosed within a hand-drawn oval.

Kable Bo Davis
Senior Regulatory Specialist
Registration Division (7505P)
Office of Pesticide Programs

Enclosure

{NOTE TO REVIEWER [] Indicates alternate or optional wording. {} Indicates notes to Reviewer that will not appear on the final label}

LILLY MILLER®

BLACKBERRY & BRUSH KILLER

{Additional brand name: Lilly Miller® Hose 'N Go!® Blackberry & Brush Killer}

{Optional marketing Statements to appear on front or other label panels}

[[For use on woody plants in outdoor areas

Kills woody plants and deep-rooted weeds including blackberries, poison oak and Scotch broom

Kills blackberry(ies), kudzu, poison oak, poison ivy, mesquite, sumac, scotch broom, horsetail rush, and most other woody plants (many kinds of woody plants)

Kills woody plants and toughest vines

Kills tough weeds, grasses, vines, brush & stumps including poison ivy, poison oak, poison sumac, wild blackberry, and other listed plants

Kills brush, vines, and other woody plants

Kills poison ivy, poison oak, blackberry, wild berries, kudzu, stumps and broadleaf weeds

Kills completely stumps and roots won't grow

Plus kills stumps

[Provides a] Complete Kill; No regrowth from the roots

You may replant in treated area in just 1 month (Treated area may be replanted one month after use)

With Crossbow

Connect & Spray Applicator

Also kills Blackberries, Poison Oak, Poison Ivy, and other listed plants

Kills Kudzu, Blackberries, Poison Oak, Poison Ivy, Sumac, and other listed plants

Kills Poison Ivy, Poison Oak, Blackberry, Kudzu & other listed brush

Kills tough brush [and vines] – roots and all

Kills above and below the ground

Covers 4,000 square feet

From Lilly Miller

Kills the root

For use along fences and driveways, under decks, around patios and buildings, or in driveways and parking areas

Use around homes, cabins, lodges, buildings, fences, walkways, trails, wooded areas, vacant lots, flower beds and trees

Non-Selective: Controls listed woody plants, brush, and deep-rooted perennial weeds

Does not stain brick, concrete, pavement

Controls annual and perennial broadleaf weeds, Bermudagrass and kikuyugrass in perennial bluegrass, perennial ryegrass or tall fescue lawns

Kills unwanted Bermudagrass

[Kills] [Controls] Bermudagrass [and kikuyugrass]

Kills tough [broadleaf] weeds

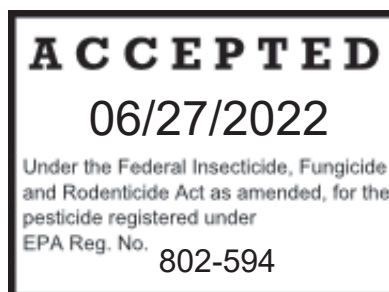
Plus Kills Hard to Control Weeds

No messy cleanup {only for Ready-To-Spray application}}

{When distributed in single-cartridge packaging:}

[Contains XXX cartridges

Each ____ fl.oz. cartridge makes 1 gal. of spray]



[[Kills faster than previous [Brand] formula
Special Penetrating Formula Kills the Toughest Vines and Woody Plants
[New], [Improved*] {Used for 6 months from date of 1st printing}
[New &] Improved formula* {Used for 6 months from date of 1st printing}
Faster [Acting] formula* {Used for 6 months from date of 1st printing}
[New &] Improved* Fast Acting Formula {Used for 6 months from date of 1st printing}
*Than previous {insert product name}
New & Improved Formula {Used for 6 months from date of 1st printing}
New & Improved Fast Acting Formula {Used for 6 months from date of 1st printing}
Wilting and yellowing appears as fast as 48 hours [2 days] to 1 week-
In one to two weeks the leaves will begin to wilt, turn brown and drop off.
Leaves begin to yellow and wilt within as little as [48] hours with complete kill in 3 – 4 weeks-
Kills Roots
[See] visible results in as little as [48 hours], [2 days]
Complete kill within [21-28] [days], [3-4 weeks]
Convenient measuring cap
Kills [87][listed] hard to kill brush and vines and broadleaf weeds
Kill over XX tough brush, vines and weeds
Kills tough brush, vines, roots, weeds and all
Kills hard-to-kill vines, roots, weeds and all
Kills XX+ tough brush, vines & weeds
[1 QT] [Covers][Treats] 4,000 [sq.ft.][square feet]
[4 FL OZ] [Covers][Treats] 500 [sq.ft.][square feet]
[icon phone][icon computer] Questions & Comments: Call X-XXX-XXXX-XXX or visit our website at {insert website address}
Kills {insert any one or all of weeds listed within the body of the label}

ACTIVE INGREDIENT:

Triclopyr: (3,5,6-trichloro-2-pyridinyloxyacetic acid),
triethylamine salt* 8.0%
OTHER INGREDIENTS 92.0%
TOTAL100.0%

*Equivalent to 5.7% triclopyr acid.

Keep out of reach of children

CAUTION

See back/side/other panel(s) [attached booklet/enclosed insert] for additional Precautionary Statements & First Aid [and Complete Directions for Use]

NET CONTENTS 1 QUART (946 ml); 4 FL OZ

EPA Reg. No.: 802-594

EPA Est. No: _____

PRECAUTIONARY STATEMENTS

HAZARDS TO HUMANS AND DOMESTIC ANIMALS

CAUTION: Causes moderate eye irritation. Harmful if swallowed or absorbed through the skin. Avoid contact with eyes, skin or clothing during and after application. When applying this product, wear a long-sleeved shirt, long pants, shoes and socks, and waterproof gloves. Wash thoroughly with soap and water after handling and before eating, drinking, chewing gum, using tobacco, or using the toilet.

FIRST AID	
If swallowed	Call a poison control center or doctor immediately for treatment advice. Have person sip a glass of water if able to swallow. Do not induce vomiting unless told to do so by a poison control center or doctor. Do not give anything by mouth to an unconscious person.
If on skin or on clothing	Take off contaminated clothing. Rinse skin immediately with plenty of water for 15-20 minutes. Call a poison control center or doctor for treatment advice.
If in eyes	Hold eye open and rinse slowly and gently with water for 15-20 minutes. Remove contact lenses, if present, after the first 5 minutes, then continue rinsing eye. Call a poison control center or doctor for treatment advice.
Have product container or label with you when calling a poison control center or doctor, or going for treatment. You may also contact 1-800-265-0761 for emergency medical treatment information.	

ENVIRONMENTAL HAZARDS

To protect the environment, do not allow pesticide to enter or run off into storm drains, drainage ditches, gutters, or surface waters. Applying this product in calm weather when rain is not expected for the next 24 hours will help to ensure that wind or rain does not blow or wash pesticide off the treatment area. Rinsing application equipment over the treated area will help avoid run off to water bodies or drainage systems.

GROUNDWATER ADVISORY: This chemical has properties and characteristics associated with chemicals detected in groundwater. This chemical may leach into groundwater if used in areas where soils are permeable, particularly where the water table is shallow.

This product may impact surface water quality due to runoff of rainwater. This is especially true for poorly draining soils and soils with shallow ground water. This product is classified as having high potential for reaching surface water via runoff for several weeks after application.

NON-TARGET ORGANISM ADVISORY: This product is toxic to plants and may adversely impact the forage and habitat of non-target organisms, including pollinators, in areas adjacent to the treated site. Protect th forage and habitat of non-target organisms by following label directions intended to minimize spray drift.

DIRECTIONS FOR USE

It is a violation of Federal law to use this product in a manner inconsistent with its labeling. For outdoor residential use only.

Controls horsetail rush
Makes up to 8 gallons of spray
Easy to apply with a pump-up or hose-end sprayer

Won't harm the soil-replant in just 1 month

What is this product? And what will it do?

Blackberry & Brush Killer kills blackberry vines, plus many kinds of brush and unwanted woody plants. This product can be used in many places around your yard, such as along fences and driveways, under decks, around patios and buildings, or in driveways and parking areas. The area can be planted again just a few weeks after spraying.

Blackberry & Brush Killer will also prevent woody plants from sending up sprouts from the roots, once they are cut down.

Use Blackberry & Brush Killer to kill these plants:

Alder, Arkansas Rose, Arrowwood, Ash, Aspen, Beech, Birch, Blackberry, Blackgum, Box Elder, California Rose, Cascara, Ceanothus, Cherry, Chinquapin, Choke Cherry, Common Chickweed, Cottonwood, Douglas Fir, Dogwood, Elderberry, Elm, Hawthorn, Hazel, Honeysuckle, Hornbeam, Horsetail Rush (Field), Kudzu, Locust, Madrone, Maples, Mesquite, Mimosa, Mulberry, Oaks, Persimmon, Pine, Poison Ivy, Poison Oak, Poplar, Raspberry, Salmonberry, Sassafras, Scotch Broom, Spurge, Sumac, Sweetbay Magnolia, Sweetgum, Sycamore, Tanoak, Thimbleberry, Trumpet Creeper, Tulip Poplar, Vine Maple, Virginia Creeper, Western Hemlock, Wild Blackberry, Wild Grape, Wild Rose, Willow, Winged Elm.

Use BLACKBERRY & BRUSH KILLER to kill the following broadleaf weeds, Bermudagrass and kikuyugrass in perennial bluegrass, perennial ryegrass or tall fescue lawns:

Black medic, Bull thistle, Burdock, Canada thistle, Chicory, Clover, Creeping beggarweed, Curly dock, Dandelion, Field bindweed, Goldenrod, Ground ivy, Lambsquarters, Lespedeza, Matchweed, Mustard, Oxalis, Plantain, Ragweed, Smartweed, Sweet clover, Vetch, Wild carrot (Queen Anne's lace), Wild lettuce, Wild violet, Yarrow

How do I use this product?

When to use: Spray brush anytime it is actively growing - in Spring, after leaves are fully open, in Summer, when there is sufficient water, or in the Fall, before the leaves begin to change color.

What to do: Spray Blackberry & Brush Killer using a pump sprayer or a hose-end sprayer. Use a spray pattern which gives small droplets without a fine mist. Overpumping the sprayer will make a fine mist. Spray when the air is calm and there is no wind. Wet the brush completely with the spray. This product works through the leaves and bark; there's no need to wet the soil. After leaves have dropped off (3 - 4 weeks after spraying), cut down the brush and dispose of it. Once the brush is gone, the area may be replanted.

What not to do: Do not apply this product in a way that will contact any person or pet, either directly or through drift. Keep people and pets out of the treated area during application. Do not allow people or pets onto treated areas until sprays have dried. Do not spray when it is windy. Do not allow spray mist to drift onto vegetables, flowers, ornamental shrubs and trees, small fruits, fruit trees, or any other desirable plants. They will be damaged. Do not spray when rain is expected within 24 hours. Do not water the area for 24 hours after spraying. Do not use this product around vegetables, fruits or other plants you eat. Do not use this product when temperatures are above 85 degrees F.

IN LAWNS: Do not exceed 16 fl. oz. of this product per 1,000 sq. ft. {2.8 lb ae/acre} per application. Do not exceed 45.6 fl. oz. of this product per 1,000 sq. ft. {8 lb ae/acre} per year per application site. Allow a minimum of 28 days between applications. This product is persistent and may be present in treated plant materials for over 30 days after application. Do not remove grass clippings off-site for compost distribution or mulching until 30 days after application.

SPRAY DRIFT ADVISORIES: Take precautions to minimize spray drift.

Mixing and Measuring - Shake well before using.

It's a good idea to have a dedicated sprayer just for weed and brush killers, to avoid mix-ups.

Use this amount of Blackberry & Brush Killer	in this amount of water	to cover this area
1/2 - 1 cup (4 - 8 fl. oz.)	1 gallon	500 sq. ft.
1 - 2 cups (8 - 16 fl. oz.)	2 gallons	1000 sq. ft.
1-1/2 - 3 cups (12 - 24 fl. oz.)	3 gallons	1500 sq. ft.

What will I see?

In one to two weeks the leaves will begin to wilt, turn brown and drop off.



Stump Treatment:

Blackberry & Brush Killer can also be used to prevent woody plants and trees from sending up sprouts from the roots. Right after the tree or bush has been cut down, apply Blackberry & Brush Killer to the stump. Use the product straight from the bottle, do not add water. Use a paint brush or small sprayer to completely cover the freshly cut surface. Do not reuse the paint brush; wrap it in several layers of newspaper and discard it in the trash. Blackberry & Brush Killer will be absorbed into the roots and reduce the number of sprouts coming up in the lawn and surrounding areas.

{Optional chart}

[PRODUCT FACTS:

Where to Use	This product can be used in many places around your yard, such as along fences and driveways, under decks, around patios and buildings, or in driveways and parking areas. [For use only in perennial bluegrass, perennial ryegrass or tall fescue lawns – do not use on other desirable turfgrass species. Do not apply to lawn grasses under heat or drought stress.]
Kills	Use Blackberry & Brush Killer to kill these plants: {list may include any one or all of the following} Alder, Arkansas Rose, Arrowwood, Ash, Aspen, Beech, Birch, Blackberry, Blackgum, Box Elder, California Rose, Cascara, Ceanothus, Cherry, Chinquapin, Choke Cherry, Common Chickweed, Cottonwood, Douglas Fir, Dogwood, Elderberry, Elm, Hawthorn, Hazel, Honeysuckle, Hornbeam, Horsetail Rush (Field), Kudzu, Locust, Madrone, Maples, Mesquite, Mimosa, Mulberry, Oaks, Persimmon, Pine, Poison Ivy, Poison Oak, Poplar, Raspberry, Salmonberry, Sassafras, Scotch Broom, Spurge,

	<p>Sumac, Sweetbay Magnolia, Sweetgum, Sycamore, Tanoak, Thimbleberry, Trumpet Creeper, Tulip Poplar, Vine Maple, Virginia Creeper, Western Hemlock, Wild Blackberry, Wild Grape, Wild Rose, Willow, Winged Elm [and many more listed on the label. {when only partial list is featured here}]</p> <p>Use BLACKBERRY & BRUSH KILLER to kill the following broadleaf weeds: {list may include any one or all of the following}</p> <p>Bermudagrass and kikuyugrass in perennial bluegrass, perennial ryegrass or tall fescue lawns:</p> <p>Black medic, Bull thistle, Burdock, Canada thistle, Chicory, Clover, Creeping beggarweed, Curly dock, Dandelion, Field bindweed, Goldenrod, Ground ivy, Lambsquarters, Lespedeza, Matchweed, Mustard, Oxalis, Plantain, Ragweed, Smartweed, Sweet clover, Vetch, Wild carrot (Queen Anne’s lace), Wild lettuce, Wild violet, Yarrow [and many more listed on the label. {when only partial list is featured within this chart}]</p>
<p>When to Use</p> 	<p>Spray when the air is calm and there is no wind. To kill unwanted woody plants, brush and vines, wet the brush completely with the spray. This product works through the leaves and bark -- excess spray that runs off onto the soil will not improve control. After leaves have dropped off (3 - 4weeks after spraying), cut down the brush and dispose of it. Once the brush is gone, the area may be replanted.</p> <p>[Spray as a spot treatment to kill listed broadleaf weeds and undesirable grasses in lawns. Broadleaf weeds germinate at different times and only emerged weeds present at the time of application will be killed. Reapply at 4-week intervals, if needed, for control.]</p>
<p>[How Much to Use]</p>	<p>{Concentrate} 4.0 fl.oz.-8 fl.oz. diluted in one gallon of water covers 500 sq. ft.</p>
<p>[Coverage]</p>	<p>[One quart][32 fl.oz.] treats up to 4,000 sq.ft.</p>

]

+++++

Alternate Directions For Use for container sold with hose-end sprayer attached:

DIRECTIONS FOR USE

It is a violation of Federal law to use this product in a manner inconsistent with its labeling. For outdoor residential use only.

No mix, no measure—just attach to a garden hose and spray

The easy-to-use sprayer attaches right to your garden hose. There’s no mixing. Use only what you need, then put it away for next time.

WHAT IS THIS PRODUCT? AND WHAT WILL IT DO?

BLACKBERRY & BRUSH KILLER kills blackberry vines plus many woody plants and deep-rooted perennial weeds. It kills completely -- above and below the ground -- so stumps and roots won't regrow.

This product can be used in many places around your yard, such as along fences and driveways, under decks, around patios and buildings, or in driveways and parking areas. The easy-to-use sprayer attaches right to your garden hose. There's no mixing. Use only what you need, then put it away for next time.

Use BLACKBERRY & BRUSH KILLER to kill these plants:

Alder, Arkansas Rose, Arrowwood, Ash, Aspen, Beech, Birch, Blackberry, Blackgum, Box Elder, California Rose, Cascara, Ceanothus, Cherry, Chinquapin, Choke Cherry, Common Chickweed, Cottonwood, Douglas Fir, Dogwood, Elderberry, Elm, Hawthorn, Hazel, Honeysuckle, Hornbeam, Horsetail Rush (Field), Kudzu, Locust, Madrone, Maples, Mesquite, Mimosa, Mulberry, Oaks, Persimmon, Pine, Poison Ivy, Poison Oak, Poplar, Raspberry, Salmonberry, Sassafras, Scotch Broom, Spurge, Sumac, Sweetbay Magnolia, Sweetgum, Sycamore, Tanoak, Thimbleberry, Trumpet Creeper, Tulip Poplar, Vine Maple, Virginia Creeper, Western Hemlock, Wild Blackberry, Wild Grape, Wild Rose, Willow, Winged Elm.

Use BLACKBERRY & BRUSH KILLER to kill the following broadleaf weeds, Bermudagrass and kikuyugrass in perennial bluegrass, perennial ryegrass or tall fescue lawns:

Black medic, Bull thistle, Burdock, Canada thistle, Chicory, Clover, Creeping beggarweed, Curly dock, Dandelion, Field bindweed, Goldenrod, Ground ivy, Lambsquarters, Lespedeza, Matchweed, Mustard, Oxalis, Plantain, Ragweed, Smartweed, Sweet clover, Vetch, Wild carrot (Queen Anne's lace), Wild lettuce, Wild violet, Yarrow

HOW DO I USE THIS PRODUCT?

When to use: Spray brush anytime it is actively growing: In spring, after leaves are fully open; in summer, when there is sufficient water; or in the fall before leaves begin to change color.

What to do: There is no mixing or measuring with BLACKBERRY & BRUSH KILLER. See the section "TO USE THIS SPRAYER" for operating instructions.

Spray when the air is calm and there is no wind. Wet the brush completely with the spray. This product works through the leaves and bark -- excess spray that runs off onto the soil will not improve control. After leaves have dropped off (3-4 weeks after spraying), cut down the brush and dispose of it. Once the brush is gone, the area may be replanted.

What not to do: Do not apply this product in a way that will contact any person or pet, either directly or through drift. Keep people and pets out of the treated area during application. Do not allow people or pets onto treated areas until sprays have dried. Do not spray when it is windy. Do not allow spray mist to drift onto vegetables, flowers, ornamental shrubs and trees, small fruits, fruit trees, or any other desirable plants. They will be damaged. Do not use this product around vegetables, fruits or other plants you eat. Do not spray when rain is expected within 24 hours. Do not water the area for 24 hours after spraying or effectiveness may be reduced.

IN LAWNS: Do not exceed 16 fl. oz. of this product per 1,000 sq. ft. {2.8 lb ae/acre} per application. Do not exceed 45.6 fl. oz. of this product per 1,000 sq. ft. {8 lb ae/acre} per year per application site. Allow a minimum of 28 days between applications. This product is persistent and may be present in treated plant materials for over 30 days after application. Do not remove grass clippings off-site for compost distribution or mulching until 30 days after application.

SPRAY DRIFT ADVISORIES: Take precautions to minimize spray drift.

TO USE THIS SPRAYER:

Sprays up to 20 feet!

1. Shake container well.
2. Connect spray nozzle to garden hose.
3. Turn on the water from the faucet.
4. When you are ready to spray, turn the knob on top so that it points to the MIX position on the spray head. *(Fig. 1)*
5. The spray deflector on the front of the hose-end applicator can be rotated to give a stream or fan spray. *(Fig. 2)*

TO STOP SPRAYING:

1. When you are finished spraying or if you have to stop spraying at any time, turn the knob back to the OFF position. *(Fig. 3)*
2. Turn off the water from the faucet.
3. Turn the knob to H2O then OFF, to drain the water from the hose. *(Fig. 4)*
4. Unscrew spray nozzle from hose.

OR

Apply at the rate of 1 quart of this product to cover 4,000 sq. ft.

1. Make sure knob control lever is in the OFF position. Shake well and attach to hose.
2. Turn water on at faucet, aim nozzle toward brush and turn control lever to ON to begin spraying. The product will automatically siphon and mix with water.
3. When finished turn control lever to OFF position. Turn faucet off. Discharge residual water pressure by turning control lever ON and OFF again.

OR

Apply at the rate of 1 quart of this product to cover 4,000 sq. ft.

1. Make sure the handle is in the upright position and locked OFF position. Shake container well and attach spray nozzle to hose.
2. Turn water on at faucet, aim nozzle toward lawn, bend tab back, and rotate handle clockwise towards the hose connection in the ON position to begin spraying. The product will automatically siphon and mix with water.
3. When finished turn the handle counterclockwise until the handle is in the upright position and locked position. Turn faucet off. Discharge residual water pressure by turning the handle ON and OFF again. Unscrew spray nozzle from hose.

OR

HOW TO APPLY

APPLY AT THE RATE OF 1 QUART OF THIS PRODUCT TO COVER 4,000 SQ.FT.

1. Measure the entire area to be sprayed. For rectangular areas, multiply the length by width to obtain total square feet.
2. See below for directions for the ready-to-use hose-end sprayer.
3. Spray evenly over the entire measured area.

Amount of Lilly Miller Blackberry & Brush Killer	Provides Coverage of Area Size:
[1 fl oz]	[125 ft ²]
[2 fl oz]	[250 ft ²]
4 fl oz	500 ft ²
[6 fl oz]	[750 ft ²]
[8 fl oz]	[1000 ft ²]
[XX fl oz]	[XXXX ft ²]

{Note to reviewer: Values for less than or greater than 1000 ft² may be added to deleted, depending on package size}

Connect

- Shake well before using.
- Connect sprayer to hose.
- Turn on water.
- Extend hose to farthest area of the measures area to be treated.

Spray

- To begin spraying, point nozzle in the direction you want to spray.
- Slide thumb activation switch forward to ON [MIX] position.
- Spray evenly over measured area.

Finish

- To STOP spraying, slide thumb activation switch backward to OFF position.
- Turn off water.
- Relieve water pressure by sliding thumb switch to WATER ONLY position until water slows to a drip. Then, slide switch back to OFF position.
- Disconnect sprayer from hose.



Coverage: 8 fl oz per 1,000 sq. ft. {Note to EPA: rate of coverage will vary, depending on packaging size, as noted in above chart}

WHAT WILL I SEE?

In one to two weeks the leaves will begin to wilt, turn brown and drop off.

{Optional chart}

[PRODUCT FACTS:

<p>Where to Use</p>	<p>This product can be used in many places around your yard, such as along fences and driveways, under decks, around patios and buildings, or in driveways and parking areas. [For use only in perennial bluegrass, perennial ryegrass or tall fescue lawns – do not use on other desirable turfgrass species. Do not apply to lawn grasses under heat or drought stress.]</p>
<p>Kills</p> 	<p>Use Blackberry & Brush Killer to kill these plants: {list may include any one or all of the following}</p> <p>Alder, Arkansas Rose, Arrowwood, Ash, Aspen, Beech, Birch, Blackberry, Blackgum, Box Elder, California Rose, Cascara, Ceanothus, Cherry, Chinquapin, Choke Cherry, Common Chickweed, Cottonwood, Douglas Fir, Dogwood, Elderberry, Elm, Hawthorn, Hazel, Honeysuckle, Hornbeam, Horsetail Rush (Field), Kudzu, Locust, Madrone, Maples, Mesquite, Mimosa, Mulberry, Oaks, Persimmon, Pine, Poison Ivy, Poison Oak, Poplar, Raspberry, Salmonberry, Sassafras, Scotch Broom, Spurge, Sumac, Sweetbay Magnolia, Sweetgum, Sycamore, Tanoak, Thimbleberry, Trumpet Creeper, Tulip Poplar, Vine Maple, Virginia Creeper, Western Hemlock, Wild Blackberry, Wild Grape, Wild Rose, Willow, Winged Elm [and many more listed on the label. {when only partial list is featured within this chart}]</p> <p>Use BLACKBERRY & BRUSH KILLER to kill the following broadleaf weeds: {list may include any one or all of the following}</p> <p>Bermudagrass and kikuyugrass in perennial bluegrass, perennial ryegrass or tall fescue lawns:</p> <p>Black medic, Bull thistle, Burdock, Canada thistle, Chicory, Clover, Creeping beggarweed, Curly dock, Dandelion, Field bindweed, Goldenrod, Ground ivy, Lambsquarters, Lespedeza, Matchweed, Mustard, Oxalis, Plantain, Ragweed, Smartweed, Sweet clover, Vetch, Wild carrot (Queen Anne’s lace), Wild lettuce, Wild violet, Yarrow [and many more listed on the label. {when only partial list is featured here}]</p>
<p>When to Use</p> 	<p>Spray when the air is calm and there is no wind. To kill unwanted woody plants, brush and vines, wet the brush completely with the spray. This product works through the leaves and bark -- excess spray that runs off onto the soil will not improve control. After leaves have dropped off (3 - 4weeks after spraying), cut down the brush and dispose of it. Once the brush is gone, the area may be replanted.</p> <p>[Spray as a spot treatment to kill listed broadleaf weeds and undesirable grasses in lawns. Broadleaf weeds germinate at different times and only emerged weeds present at the time of application will be killed. Reapply at 4-week intervals, if needed, for control.]</p>
<p>[How Much to Use]</p>	<p>{Ready-To-Spray} Mixes [Dilutes] automatically [when] [as] [you] [spray]</p>

[Coverage]	[One quart][32 fl.oz.] treats up to 4,000 sq.ft.
------------	--

]

++++
 {Alternate use directions for single-cartridge [AMDRO] delivery system.}

DIRECTIONS FOR USE

It is a violation of Federal law to use this product in a manner inconsistent with its labeling. For outdoor residential use only.

WHAT IS THIS PRODUCT? AND WHAT WILL IT DO?

BLACKBERRY & BRUSH KILLER kills blackberry vines plus many woody plants and deep-rooted perennial weeds. It kills completely -- above and below the ground -- so stumps and roots won't regrow. It can also be used to control actively growing annual and perennial broadleaf weeds, Bermudagrass and kikuyugrass in perennial bluegrass, perennial ryegrass or tall fescue lawns. This product can be used in many places around your yard, such as along fences and driveways, under decks, around patios and buildings, or in driveways and parking areas.

Use BLACKBERRY & BRUSH KILLER to kill these plants:

Alder, Arkansas Rose, Arrowwood, Ash, Aspen, Beech, Birch, Blackberry, Blackgum, Box Elder, California Rose, Cascara, Ceanothus, Cherry, Chinquapin, Choke Cherry, Common Chickweed, Cottonwood, Douglas Fir, Dogwood, Elderberry, Elm, Hawthorn, Hazel, Honeysuckle, Hornbeam, Horsetail Rush (Field), Kudzu, Locust, Madrone, Maples, Mesquite, Mimosa, Mulberry, Oaks, Persimmon, Pine, Poison Ivy, Poison Oak, Poplar, Raspberry, Salmonberry, Sassafras, Scotch Broom, Spurge, Sumac, Sweetbay Magnolia, Sweetgum, Sycamore, Tanoak, Thimbleberry, Trumpet Creeper, Tulip Poplar, Vine Maple, Virginia Creeper, Western Hemlock, Wild Blackberry, Wild Grape, Wild Rose, Willow, Winged Elm.

Use BLACKBERRY & BRUSH KILLER to kill the following broadleaf weeds, Bermudagrass and kikuyugrass in perennial bluegrass, perennial ryegrass or tall fescue lawns:

Black medic, Bull thistle, Burdock, Canada thistle, Chicory, Clover, Creeping beggarweed, Curly dock, Dandelion, Field bindweed, Goldenrod, Ground ivy, Lambsquarters, Lespedeza, Matchweed, Mustard, Oxalis, Plantain, Ragweed, Smartweed, Sweet clover, Vetch, Wild carrot (Queen Anne's lace), Wild lettuce, Wild violet, Yarrow

HOW DO I USE THIS PRODUCT?

When to use: Spray brush [or lawn weeds] anytime it is [they are] actively growing [from Spring through early Fall] [- in Spring, after leaves are fully open, in Summer, when there is sufficient water, or in the Fall, before the leaves begin to change color].

What to do: There is no mixing, no measuring. One 4 fl. oz. cartridge covers 500 sq. ft. Use only what you need, then put it away for next time.

Spray when the air is calm and there is no wind. To kill unwanted woody plants, brush and vines, wet the brush completely with the spray. This product works through the leaves and bark -- excess spray that

runs off onto the soil will not improve control. After leaves have dropped off (4 - 6 weeks after spraying), cut down the brush and dispose of it. Once the brush is gone, the area may be replanted. Spray as a spot treatment to kill listed broadleaf weeds and undesirable grasses in lawns. Broadleaf weeds germinate at different times and only emerged weeds present at the time of application will be killed. Reapply at 4-week intervals, if needed, for control.


What not to do: Do not apply this product in a way that will contact any person or pet, either directly or through drift. Keep people and pets out of the treated area during application. Do not allow people or pets onto treated areas until sprays have dried. Do not spray when it is windy. Do not allow spray mist to drift onto vegetables, flowers, ornamental shrubs and trees, small fruits, fruit trees, or any other desirable plants. They will be damaged. Do not use this product around vegetables, fruits or other plants you eat. Do not spray when rain is expected within 24 hours. Do not water the area for 24 hours after spraying or effectiveness may be reduced. For use only in perennial bluegrass, perennial ryegrass or tall fescue lawns – do not use on other desirable turfgrass species. Do not apply to lawn grasses under heat or drought stress.


IN LAWNS: Do not exceed 16 fl. oz. of this product per 1,000 sq. ft. {2.8 lb ae/acre} per application. Do not exceed 45.6 fl. oz. of this product per 1,000 sq. ft. {8 lb ae/acre} per year per application site. Allow a minimum of 28 days between applications. This product is persistent and may be present in treated plant materials for over 30 days after application. Do not remove grass clippings off-site for compost distribution or mulching until 30 days after application.

SPRAY DRIFT ADVISORIES: Take precautions to minimize spray drift.

{Optional Summary Table for single-cartridge [AMDRO] delivery system.}

[[

Where to Use	This product can be used in many places around your yard, such as along fences and driveways, under decks, around patios and buildings, or in driveways and parking areas. [For use only in perennial bluegrass, perennial ryegrass or tall fescue lawns – do not use on other desirable turfgrass species. Do not apply to lawn grasses under heat or drought stress.]
<p>Kills</p> 	<p>Use Blackberry & Brush Killer to kill these plants: {list may include any one or all of the following}</p> <p>Alder, Arkansas Rose, Arrowwood, Ash, Aspen, Beech, Birch, Blackberry, Blackgum, Box Elder, California Rose, Cascara, Ceanothus, Cherry, Chinquapin, Choke Cherry, Common Chickweed, Cottonwood, Douglas Fir, Dogwood, Elderberry, Elm, Hawthorn, Hazel, Honeysuckle, Hornbeam, Horsetail Rush (Field), Kudzu, Locust, Madrone, Maples, Mesquite, Mimosa, Mulberry, Oaks, Persimmon, Pine, Poison Ivy, Poison Oak, Poplar, Raspberry, Salmonberry, Sassafras, Scotch Broom, Spurge, Sumac, Sweetbay Magnolia, Sweetgum, Sycamore, Tanoak, Thimbleberry, Trumpet Creeper, Tulip Poplar, Vine Maple, Virginia Creeper, Western Hemlock, Wild Blackberry, Wild Grape, Wild Rose, Willow, Winged Elm [and many more listed on the label. {when only partial list is featured within this chart}]</p> <p>Use BLACKBERRY & BRUSH KILLER to kill the following broadleaf weeds: {list may include any one or all of the following}</p> <p>Bermudagrass and kikuyugrass in perennial bluegrass, perennial ryegrass or tall fescue lawns:</p> <p>Black medic, Bull thistle, Burdock, Canada thistle, Chicory, Clover, Creeping beggarweed, Curly dock, Dandelion, Field bindweed, Goldenrod, Ground ivy,</p>

	Lambsquarters, Lespedeza, Matchweed, Mustard, Oxalis, Plantain, Ragweed, Smartweed, Sweet clover, Vetch, Wild carrot (Queen Anne's lace), Wild lettuce, Wild violet, Yarrow [and many more listed on the label. {when only partial list is featured here}]
<p>When to Use</p> 	Spray when the air is calm and there is no wind. To kill unwanted woody plants, brush and vines, wet the brush completely with the spray. This product works through the leaves and bark -- excess spray that runs off onto the soil will not improve control. After leaves have dropped off (3 - 4weeks after spraying), cut down the brush and dispose of it. Once the brush is gone, the area may be replanted. [Spray as a spot treatment to kill listed broadleaf weeds and undesirable grasses in lawns. Broadleaf weeds germinate at different times and only emerged weeds present at the time of application will be killed. Reapply at 4-week intervals, if needed, for control.]
[How Much to Use]	Mixes [Dilutes] automatically [when] [as] [you] [spray]
[Coverage]	[4.0 fl.oz.] [covers] [500] sq. ft.

]]

The AMDRO® PowerFlex® Sprayer is an innovative home lawn, landscape, and perimeter tank spray system. Spot treat weeds with this easy to use system.

1. Unscrew the tank cap and fill the tank with water up to the one gallon indicator. [The tank holds one gallon of water.]
2. Remove the [sprayer][wand][applicator] from the tank holster and unfold the [sprayer][wand][applicator].
3. Select the [cartridge][bottle] [pesticide] [herbicide] labeled for intended use. READ THE ENTIRE PRODUCT LABEL PRIOR TO USE.
4. Remove the cap from the [cartridge][bottle][herbicide]. [Each [cartridge][bottle] contains 4 fl. oz. of [product][liquid].][Each 4 fl. oz. [cartridge][bottle] of concentrate makes one gallon of [liquid][ready to use] spray.]
5. Insert the [cartridge][bottle] [pesticide] [herbicide] into the top of the sprayer and twist until tight.
6. Press the trigger to spot spray [weeds] as listed on the product label.
7. When finished spot treating remove the [cartridge][bottle] [pesticide] [herbicide]. Replace the cap on the [cartridge][bottle] [pesticide] [herbicide]. Follow label Storage and Disposal instructions for product [pesticide][herbicide] [cartridge] [bottle].
8. After spot spraying rinse the [sprayer][wand][applicator] according to the RINSE Use Directions. Store the AMDRO® PowerFlex® Sprayer OR RINSE and change [cartridge][bottle].

RINSE: USE DIRECTIONS.

1. Remove the [cartridge][bottle][pesticide][herbicide]. Ensure that there is water in the one gallon tank.
2. Press and hold the [trigger][sprayer] for 10 seconds to flush the [sprayer][wand][applicator] with clean water from the tank.

CHANGE [CARTRIDGE][BOTTLE]: USE DIRECTIONS

1. Remove the [cartridge][bottle][herbicide] currently loaded in the AMDRO®

PowerFlex® Sprayer.

2. Follow label Storage and Disposal instructions for product [pesticide] [herbicide] [cartridge] [bottle].
3. Press and hold the [trigger][sprayer] for 10 seconds to flush the [sprayer][wand][applicator] with clean water from the tank.
4. Select a new [cartridge][bottle][pesticide][herbicide] labeled for intended use. READ THE ENTIRE PRODUCT LABEL PRIOR TO USE.
5. Insert the [cartridge][bottle][pesticide][herbicide] into the top of the sprayer and twist until tight.
6. Press the trigger to spot spray [weeds] as listed on the product label.
7. When finished spot treating remove the [cartridge][bottle][pesticide][herbicide]. Replace the cap on the [cartridge][bottle][pesticide][herbicide]. Follow label Storage and Disposal instructions for product [pesticide] [herbicide] [cartridge] [bottle].
8. After spot spraying, rinse the [sprayer][wand][applicator] according to the RINSE Use Directions. Store the AMDRO® PowerFlex® Sprayer OR RINSE and change [cartridge][bottle].

NOTE: IF OUTPUT SPRAY IS DIMINISHED OR SPUTTERING, DO THE FOLLOWING:

1. Check that there is water remaining in the one gallon tank. If not, refill the tank with water.
 2. Check that there is liquid remaining in the [cartridge][bottle]. If not, change to a new [cartridge][bottle].
- [Two [cartridges][bottles] can be stored on the back of the AMDRO® PowerFlex® Sprayer].

[[Optional:]CHANGING BATTERIES:]

If sprayer does not operate or spray performance declines significantly, change the four AA alkaline batteries in the sprayer handle as follows:

1. Remove the [cartridge][bottle].
2. Slide the battery cover open in the underside of sprayer handle.
3. Allow battery cover to swing open.
4. Remove old batteries.
5. Replace with four AA alkaline batteries. Make sure the positive and negative ends match the direction indicated on the inside of the battery door.
6. Close battery door and slide the door until latch is closed.

AMDRO® PowerFlex® Sprayer Helpful Hints

- Remove yellow tab and insure batteries are inserted correctly
- Fill the AMDRO® PowerFlex® Sprayer with one gallon of water prior to loading the cartridge
- Do not discard red caps-keep for storage
- Do not engage the trigger when the wand is folded
- Twist nozzle to switch from mist to stream
- Do not store AMDRO® PowerFlex® Sprayer in excessive heat or cold
- Remove AMDRO® PowerFlex® Sprayer cartridge. Spray water for 10 seconds before switching cartridge or storing
- Never put chemical into the tank. Only water should be put into the tank
- Read the entire label for the selected AMDRO® PowerFlex® Sprayer cartridge prior to use.
- Observe all precautions and follow directions carefully

{Small package, 4 fl. oz. cartridge label for single-cartridge delivery system use}

LILLY MILLER®

BLACKBERRY & BRUSH KILLER

NET CONTENTS 4 fl oz (236.5 ml)

ACTIVE INGREDIENT:

Triclopyr: (3,5,6-trichloro-2-pyridinyloxyacetic acid),

triethylamine salt* 8.0%

OTHER INGREDIENTS 92.0%

TOTAL 100.0%

*Equivalent to 5.7% triclopyr acid.

Keep out of reach of children

CAUTION

See accompanying box and insert for Additional Precautionary Statements, First Aid and Complete Directions for Use.

LILLY MILLER BRANDS, 1000 Parkwood Circle, Suite 700, Atlanta, GA 30339

EPA Reg. No. 802-594

EPA Est. No. _____

+++++

STORAGE AND DISPOSAL

Pesticide Storage: Store this product in its original container and keep out of reach of children and domestic animals.

Pesticide Disposal: If partly filled -- Call your local solid waste agency for disposal instructions. Never place unused product down any indoor or outdoor drain.

Container Handling: If empty -- Non-refillable container. Do not reuse or refill this container. Place in trash or offer for recycling if available.

NOTICE: To the extent consistent with applicable law, Seller makes no warranty, express or implied, concerning the use of this product other than indicated on the label. To the extent consistent with applicable law, Buyer assumes all risk of use and/or handling of this material when such use and/or handling is contrary to label instructions.

To the extent consistent with applicable law, the Seller guarantees this product to the extent of the purchase price, only when used according to label directions.

IN CASE OF EMERGENCY CALL: 1-800-265-0761

LILLY MILLER BRANDS

1000 Parkwood Circle, Suite 700

Atlanta, GA 30339

1-800-265-0761

www.lillymiller.com

gardendivision@central.com

Lilly Miller with design; Amdro; Image, Central Garden & Pet; Central Garden & Pet with design; PowerFlex and Hose 'n Go! are trademarks of Central Garden & Pet Company.

{Lot No. to be added at production}

{Optional information featured on supplemental distributor labels:}
[\[www.imageforweeds.com\]](http://www.imageforweeds.com)