



UNITED STATES ENVIRONMENTAL PROTECTION AGENCY  
WASHINGTON, D.C. 20460

OFFICE OF  
PREVENTION, PESTICIDES AND  
TOXIC SUBSTANCES

MAR 26 2008

**NOTIFICATION**

Rebecca M. Horton  
Consultant/Agent for  
Lilly Miller Brands  
118 1/2 East main Street  
Salem, VA 24153-3805

Subject: Label Notification(s) for Pesticide Registration Notice 2007-4

Dear Ms. Horton:

The Agency is in receipt of your Application(s) for Pesticide Notification under Pesticide Registration Notice (PRN) 2007-4 dated March 5, 2008 for:


**EPA Registration 802-415 Lilly Miller Superior Type Spray Oil**  
**EPA Registration 802-586 Lilly Miller Hose 'n Go Weed & Feed**  
**EPA Registration 802-596 Lilly Miller Ready-to-Use Blackberry & Brush Killer**  
**EPA Registration 802-533 Lilly Miller Noxall Vegetation Killer**

The Registration Division (RD) has conducted a review of this request for applicability under PRN 2007-4 and finds that the label change(s) requested falls within the scope of PRN-2007-4. The label has been date-stamped "Notification" and will be placed in our records.

Please be reminded that 40 CFR Part 156.140(a)(4) requires that a batch code, lot number, or other code identify the batch of the pesticide distributed and sold be placed on nonrefillable containers. The code may appear either on the label (and can be added by non-notification/PR Notice 98-10) or durably marked on the container itself.

If you have any questions, please contact me directly at 703-305-6249 or Nicole Williams of my staff at 703-308-5551.

Sincerely,



Linda Arrington  
Notifications & Minor Formulations Team Leader  
Registration Division (7505P)  
Office of Pesticide Programs

3/12

# Registrations by Design, Inc.™

118½ East Main Street  
Suite 1  
Salem, VA 24153-3805  
phone 540.375.8826  
fax 540.375.8827

**CERTIFIED MAIL #7007 3020 0001 8201 7879**  
March 7, 2008

Document Processing Desk (NOTIF)  
Office of Pesticide Programs/Reg. Div. (7505P)  
U.S. Environmental Protection Agency  
Ariel Rios Bldg.  
1200 Pennsylvania Ave., NW  
Washington, DC 20460

Re: NOTIFICATION FOR COMPLIANCE WITH PR NOTICE 2007-4  
EPA Reg. No. 802-586, Lilly Miller Hose 'n Go Weed & Feed

Attn: Linda Arrington  
Notifications & Minor Formulations Team Leader

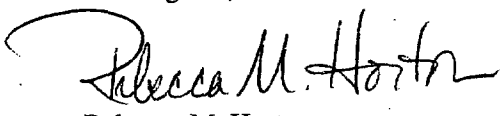
On behalf of Lilly Miller Brands of Walnut Creek, California, enclosed is notification of administrative label revisions, including revision to the Storage & Disposal text for compliance with PR Notice 2007-4.

The following documents are enclosed:

- 1) EPA Form #8570-1, Application for Pesticide – Notification (2 copies)
- 2) Copy of the proposed label with revisions highlighted in red.

If further action or information is required on Lilly Miller Brands' behalf, please advise.


Best regards,



Rebecca M. Horton  
Consultant/Agent for  
LILLY MILLER BRANDS  
e-mail: hortonb@ntelos.net

BMH/sjh

Enclosures



4/12



United States  
Environmental Protection Agency  
Washington, DC 20460

<input type="checkbox"/>	Registration
<input type="checkbox"/>	Amendment
<input checked="" type="checkbox"/>	Other

OPP Identifier Number

Application for Pesticide - Section I

1. Company/Product Number 802-586	2. EPA Product Manager Joanne Miller	3. Proposed Classification <input checked="" type="checkbox"/> None <input type="checkbox"/> Restricted
4. Company/Product (Name) Lilly Miller Hose 'n Go Weed & Feed	PM# 23	
5. Name and Address of Applicant (Include ZIP Code) Central Garden & Pet dba Lilly Miller Brands 1340 Treat Blvd., Suite 650 Walnut Creek, CA 95497 <input type="checkbox"/> Check if this is a new address	6. Expedited Review. In accordance with FIFRA Section 3(c)(3)(b)(i), my product is similar or identical in composition and labeling to: EPA Reg. No. _____ Product Name _____	

**NOTIFICATION**  
MAR 26 2008

Section - II

<input type="checkbox"/> Amendment - Explain below.	<input type="checkbox"/> Final printed labels in response to Agency letter dated _____
<input type="checkbox"/> Resubmission in response to Agency letter dated _____	<input type="checkbox"/> "Me Too" Application.
<input checked="" type="checkbox"/> Notification - Explain below.	<input type="checkbox"/> Other - Explain below.

Explanation: Use additional page(s) if necessary. (For section I and Section II.)

NOTIFICATION of: (1) Label Change per PR Notice 2007-4  
This notification is consistent with the provisions of PR Notice 2007-4 and the requirements of EPA regulations at 40 CFR 156.10, 156.140, 156.144, 156.146 and 156.156. No other changes have been made to the labeling or the Confidential Statement of Formula for this product. Lilly Miller Brands understands that it is a violation of 18 U.S.C. Sec. 1001 to willfully make any false statement to EPA, and further understands that if the amended label is not consistent with the requirements of 40 CFR 156.10, 156.140, 156.144, 156.146 and 156.156, this product may be in violation of FIFRA and Lilly Miller Brands may be subject to enforcement action and penalties under sections 12 and 14 of FIFRA.

Section - III

1. Material This Product Will Be Packaged In:			
Child-Resistant Packaging <input type="checkbox"/> Yes <input checked="" type="checkbox"/> No	Unit Packaging <input type="checkbox"/> Yes <input checked="" type="checkbox"/> No	Water Soluble Packaging <input type="checkbox"/> Yes <input checked="" type="checkbox"/> No	2. Type of Container <input type="checkbox"/> Metal <input checked="" type="checkbox"/> Plastic <input type="checkbox"/> Glass <input type="checkbox"/> Paper <input type="checkbox"/> Other (Specify) _____
* Certification must be submitted		If "Yes" Unit Packaging wgt. No. per container	If "Yes" Package wgt No. per container
3. Location of Net Contents Information <input checked="" type="checkbox"/> Label <input type="checkbox"/> Container		4. Size(s) Retail Container 1 qt.	5. Location of Label Directions <input checked="" type="checkbox"/> on label
6. Manner in Which Label is Affixed to Product <input checked="" type="checkbox"/> Lithograph <input checked="" type="checkbox"/> Paper glued <input type="checkbox"/> Stenciled		<input type="checkbox"/> Other _____	

Section - IV

1. Contact Point (Complete items directly below for identification of individual to be contacted, if necessary, to process this application.)		
Name Rebecca M. Horton	Title Consultant/Agent for Lilly Miller Brands	Telephone No. (Include Area Code) 540-375-8820
2. Signature 		6. Date Application Received (Stamped)
3. Title Consultant/Agent for Lilly Miller Brands		
4. Typed Name Rebecca M. Horton	5. Date MAR - 7 2008	

Certification  
I certify that the statements I have made on this form and all attachments thereto are true, accurate and complete. I acknowledge that any knowingly false or misleading statement may be punishable by fine or imprisonment or both under applicable law.

5/12



United States  
**Environmental Protection Agency**  
 Washington, DC 20460

Registration  
 Amendment  
 Other

OPP Identifier Number

**Application for Pesticide - Section I**

1. Company/Product Number 802-586	2. EPA Product Manager Joanne Miller	3. Proposed Classification <input checked="" type="checkbox"/> None <input type="checkbox"/> Restricted
4. Company/Product (Name) Lilly Miller Hose 'n Go Weed & Feed	PM# 23	
5. Name and Address of Applicant (Include ZIP Code) Central Garden & Pet dba Lilly Miller Brands 1340 Treat Blvd., Suite 650 Walnut Creek, CA 95497 <input type="checkbox"/> Check if this is a new address	6. Expedited Review. In accordance with FIFRA Section 3(c)(3)(b)(i), my product is similar or identical in composition and labeling to: EPA Reg. No. _____ Product Name _____ <b>NOTIFICATION</b> MAR 26 2008	

**Section - II**

<input type="checkbox"/> Amendment - Explain below.	<input type="checkbox"/> Final printed labels in response to Agency letter dated _____
<input type="checkbox"/> Resubmission in response to Agency letter dated _____	<input type="checkbox"/> "Me-Too" Application.
<input checked="" type="checkbox"/> Notification - Explain below.	<input type="checkbox"/> Other - Explain below.

**Explanation:** Use additional page(s) if necessary. (For section I and Section II.)

NOTIFICATION of: (1) Label Change per PR Notice 2007-4  
 This notification is consistent with the provisions of PR Notice 2007-4 and the requirements of EPA regulations at 40 CFR 156.10, 156.140, 156.144, 156.146 and 156.156. No other changes have been made to the labeling or the Confidential Statement of Formula for this product. Lilly Miller Brands understands that it is a violation of 18 U.S.C. Sec. 1001 to willfully make any false statement to EPA, and further understands that if the amended label is not consistent with the requirements of 40 CFR 156.10, 156.140, 156.144, 156.146 and 156.156, this product may be in violation of FIFRA and Lilly Miller Brands may be subject to enforcement action and penalties under sections 12 and 14 of FIFRA.

**Section - III**

1. Material This Product Will Be Packaged In:

Child-Resistant Packaging <input type="checkbox"/> Yes <input checked="" type="checkbox"/> No	Unit Packaging <input type="checkbox"/> Yes <input checked="" type="checkbox"/> No	Water Soluble Packaging <input type="checkbox"/> Yes <input checked="" type="checkbox"/> No	2. Type of Container <input type="checkbox"/> Metal <input checked="" type="checkbox"/> Plastic <input type="checkbox"/> Glass <input type="checkbox"/> Paper <input type="checkbox"/> Other (Specify) _____
* Certification must be submitted		If "Yes" Unit Packaging wgt. No. per container	If "Yes" Package wgt. No. per container

3. Location of Net Contents Information  
 Label  Container

4. Size(s) Retail Container  
1 qt.

5. Location of Label Directions  
 on label

6. Manner in Which Label is Affixed to Product  
 Lithograph Paper glued Stenciled  Other \_\_\_\_\_

**Section - IV**

1. Contact Point (Complete items directly below for identification of individual to be contacted, if necessary, to process this application.)

Name Rebecca M. Horton	Title/Consultant/Agent for Lilly Miller Brands	Telephone No. (Include Area Code) 540-375-8826
---------------------------	---	---

**Certification**  
 I certify that the statements I have made on this form and all attachments thereto are true, accurate and complete. I acknowledge that any knowingly false or misleading statement may be punishable by fine or imprisonment both under applicable law.

2. Signature  
*Rebecca M Horton*

3. Title  
Consultant/Agent for  
Lilly Miller Brands

4. Typed Name  
Rebecca M. Horton

5. Date  
MAR - 7 2008

6. Date Application Received (Stamped)

4/12

**NOTIFICATION**

**MAR 26 2008**

**LILLY MILLER**  
**HOSE 'N GO® WEED & FEED**  
15-0-0

Fast & effective  
Weed & feed up to 5,000 sq. ft. of lawn in minutes  
Kills even the toughest lawn weeds roots & all  
Kills dandelions, clover, plantain, spurge and over 200 additional lawn weeds  
Begins working overnight  
Won't harm lawn grasses  
(Fertilizer) makes grass green and lush

Contains TRIMEC® Herbicide

**ACTIVE INGREDIENTS:**

Dimethylamine Salt of 2,4-Dichlorophenoxyacetic Acid .....	5.673%
Dimethylamine Salt of (+)-(R)-2-(2-methyl-4-chlorophenoxy)propionic acid .....	1.370%
Dimethylamine Salt of Dicamba (3,6-dichloro-o-anisic acid) .....	0.629%
<b>INERT INGREDIENTS .....</b>	<b>92.328%</b>
<b>Total .....</b>	<b>100.00%</b>

This product contains:

- 0.44 lbs. 2,4-Dichlorophenoxyacetic acid equivalent per gallon or 4.71%
  - 0.10 lbs. (+)-(R)-2-(2-methyl-4-chlorophenoxy) propionic acid equivalent per gallon or 1.13%
  - 0.04 lbs. 3,6-Dichloro-o-anisic acid equivalent per gallon or 0.52%
- Isomer Specific by AOAC Methods.

Keep out of reach of children

**CAUTION**

See back/side/other panel(s) for additional Precautionary Statements and First Aid.

**NET CONTENTS 1 QUART (946 ml)**

**PRECAUTIONARY STATEMENTS**

**HAZARDS TO HUMANS AND DOMESTIC ANIMALS**

**CAUTION:** Harmful if swallowed. Avoid contact with eyes, skin or clothing. When using this product, wear goggles; long-sleeved shirt, long pants, socks, shoes and chemical resistant gloves. After using this product, rinse gloves before removing, remove clothing and launder separately before reuse, and promptly and thoroughly wash hands and exposed skin with soap and water. Remove saturated clothing as soon as possible and shower. Avoid contamination of food or feedstuffs. Do not allow people (other than applicator) or pets on treatment area during application. Do not reenter or permit others to reenter treated areas until sprays have dried.

**FIRST AID**

Have product container or label with you when calling a poison control center or doctor, or going for treatment.

**If swallowed:** Call a poison control center or doctor immediately for treatment advice. Have person sip a glass of water if able to swallow. Do not induce vomiting unless told to do so by a poison control center or doctor. Do not give anything by mouth to an unconscious person.

**If inhaled:** Move person to fresh air. If person is not breathing, call 911 or an ambulance, then give artificial respiration, preferably mouth-to-mouth if possible. Call a poison control center or doctor for further treatment advice.

**If on skin or on clothing:** Take off contaminated clothing. Rinse skin immediately with plenty of water for 15-20 minutes. Call a poison control center or doctor for treatment advice.

**If in eyes:** Hold eye open and rinse slowly and gently with water for 15-20 minutes. Remove contact lenses, if present, after the first 5 minutes, then continue rinsing eye. Call a poison control center or doctor for treatment advice.

**ENVIRONMENTAL HAZARDS:** This product is toxic to aquatic invertebrates. Drift or runoff may adversely affect aquatic invertebrates and nontarget plants. Do not apply directly to water. Do not contaminate water when disposing of equipment washwaters.

**DIRECTIONS FOR USE**

It is a violation of Federal law to use this product in a manner inconsistent with its labeling. For household use only.

What is this product? And what will it do?

Hose 'n Go® Weed & Feed is the fast, easy, no-mix way to kill lawn weeds while making your grass green and lush. This product contains Trimec®, a special three-way weed killer, widely used by professional landscapers, for even the hardest to kill weeds; such as dandelions, clover or oxalis.

Hose 'n Go® Weed & Feed will kill most lawn weeds, including:

OR

Controls more than 200 weeds! Including any or all of the following:

Annual yellow sweetclover  
 Aster  
 Austrian fieldcress  
 Bedstraw  
 Beggarticks  
 Betony, Florida  
 Bindweed, field  
 Bird vetch  
 Bitter wintercress  
 Bittercress, hairy  
 Bitterweed  
 Black-eyed Susan  
 Black medic  
 Black mustard  
 Blackseed plantain  
 Blessed thistle  
 Bloodflower milkweed  
 Blue lettuce  
 Blue vervain  
 Bracted plantain  
 Brassbuttons  
 Bristly oxtongue  
 Broadleaf dock  
 Broadleaf plantain  
 Broomweed  
 Buckhorn  
 Buckhorn plantain  
 Bulbous buttercup  
 Bull thistle  
 Bullnettle  
 Burclover  
 Burdock  
 Burning nettle  
 Burweed  
 Buttercup  
 Buttonweed  
 Canada thistle  
 Carolina geranium  
 Carpetweed  
 Catchweed bedstraw  
 Catnip  
 Catsear  
 Chickweed, common  
 Chickweed, mouseear  
 Chicory

Cinquefoil  
 Clover, crimson  
 Clover, hop  
 Clover, red  
 Clover, strawberry  
 Clover, sweet  
 Clover, white  
 Cockle  
 Cocklebur  
 Common mullein  
 Creeping jenny  
 Cudweed  
 Curly dock  
 Daisy, English  
 Daisy fleabane  
 Daisy, oxeye  
 Dandelion  
 Dichondra  
 Dogbane  
 Dogfennel  
 Dollarweed  
 Elderberry  
 False dandelion  
 False flax  
 False sunflower  
 Fiddleneck  
 Florida pusley  
 Frenchweed  
 Galinsoga  
 Goathead  
 Goldenrod  
 Ground ivy  
 Gumweed  
 Hairy fleabane  
 Hawkweed  
 Healall  
 Heartleaf drymary  
 Heathaster  
 Hedge bindweed  
 Hedge mustard  
 Hemp  
 Henbit  
 Hoary cress  
 Hoary plantain  
 Hoary vervain



Horsenettle  
 Jimsonweed  
 Knawel  
 Knotweed  
 Kochia  
 Lambsquarters  
 Lespedeza  
 Mallow  
 Matchweed  
 Mexicanweed  
 Milk vetch  
 Morningglory  
 Mouseear hawkweed  
 Mugwort  
 Musk thistle  
 Mustard  
 Narrowleaf plantain  
 Narrowleaf vetch  
 Nettle  
 Orange hawkweed  
 Oriental cocklebur  
 Oxalis  
 Parsley-piert  
 Parsnip  
 Pearlwort  
 Pennycress  
 Pennywort  
 Peppergrass  
 Pepperweed  
 Pigweed  
 Pineywoods bedstraw  
 Plains coreopsis (tickseed)  
 Plantain  
 Poison ivy  
 Poison oak  
 Pokeweed  
 Poorjoe  
 Prairie sunflower  
 Prickly lettuce  
 Prickly sida  
 Prostrate knotweed  
 Prostrate pigweed  
 Prostrate spurge  
 Prostrate vervain  
 Puncturevine  
 Purslane, common

Ragweed  
 Red sorrel  
 Redroot pigweed  
 Redstem filaree  
 Rough cinquefoil  
 Rough fleabane  
 Russian pigweed  
 Russian thistle  
 Scarlet pimpernel  
 Scotch thistle  
 Sheep sorrel  
 Shepherdspurse  
 Slender plantain  
 Smallflower galinsoga  
 Smooth dock  
 Smooth pigweed  
 Sorrel  
 Sowthistle  
 Spanishneedles  
 Speedwell  
 Spiny amaranth  
 Spiny cocklebur  
 Spiny sowthistle  
 Spotted catsear  
 Spotted spurge  
 Spurweed  
 Stinging nettle  
 Strawberry, India mock  
 Tall nettle  
 Tall vervain  
 Tansy ragwort  
 Tansy mustard  
 Tanweed  
 Thistle  
 Trailing crownvetch  
 Tumble mustard  
 Tumble pigweed  
 Velvetleaf  
 Venice mallow  
 Virginia buttonweed  
 Virginia creeper  
 Virginia pepperweed  
 Water pennywort  
 Wavyleaf bullthistle  
 Western clematis  
 Western salsify

White mustard  
 Wild aster  
 Wild buckwheat  
 Wild carrot  
 Wild four-o'clock  
 Wild garlic  
 Wild geranium  
 Wild lettuce  
 Wild marigold  
 Wild mustard  
 Wild onion  
 Wild parsnip  
 Wild radish

Wild rape  
 Wild strawberry  
 Wild sweet potato  
 Wild vetch  
 Woodsorrel  
 Woolly croton  
 Woolly morningglory  
 Woolly plantain  
 Wormweed  
 Yarrow  
 Yellow rocket  
 Yellowflower pepperweed  
 And other broadleaf weeds

How do I use this product?

When to use: You will get better results if you spray when the temperatures are warm and the lawn is well watered. Pick a day when rain is not expected for at least 24 hours. For new lawns, wait until the grass has been mowed 2 or 3 times and is over 2 inches tall before trying to kill the weeds.

What to do: Water the lawn well 1 to 2 days before you spray.

**TO USE THIS SPRAYER:**

Sprays up to 20 feet!

1. Shake container well.
2. Connect spray nozzle to garden hose.
3. Turn on the water from the faucet.
4. When you are ready to spray, turn the knob on top so that it points to the MIX position on the spray head. (Fig. 1)
5. The spray deflector on the front of the hose-end applicator can be rotated to give a stream or fan spray. (Fig. 2)

**TO STOP SPRAYING:**

1. When you are finished spraying or if you have to stop spraying at any time, turn the knob back to the OFF position. (Fig. 3)
2. Turn off the water from the faucet.
3. Turn the knob to H2O then OFF, to drain the water from the hose. (Fig. 4)
4. Unscrew spray nozzle from hose.

OR

TO USE THIS SPRAYER:

- 1. Make sure knob control lever is in the OFF position. Shake well and attach to hose.
- 2. Turn water on at faucet, aim nozzle toward lawn and turn control lever to ON to begin spraying. The product will automatically siphon and mix with water.
- 3. When finished turn control lever to OFF position. Turn faucet off. Discharge residual water pressure by turning control lever ON and OFF again.

Spray this whole bottle over 5,000 sq. ft. (50' x 100'). One quarter of the bottle (see markings on the side) will cover about 1,250 sq. ft. (25' x 50'). Let the spray dry before you let adults, children or pets onto the lawn.

Wait for 24 hours after you spray, before watering the lawn. Then continue to water the lawn as needed. After 4 weeks, you may re-seed any bare spots where weeds have died.

What not to do: Do not use this product on your lawn more than two times in one year. Do not allow spray mist to drift onto vegetables, fruits, flowers, ornamental shrubs and trees, or any other desirable plants. They will be damaged. Do not water the lawn for 24 hours after spraying. Do not spray Hose 'n Go® Weed & Feed in areas where shrub or tree roots may be located, or within the dripline.

Do not use this product on newly seeded lawns or on carpetgrass, dichondra, St. Augustinegrass, Centipedegrass, closely cut bentgrass, or clover lawns or turf. Do not spray when it is over 85 degrees. Do not reseed or overseed the area for 4 weeks.

What will I see?

Within 10 days you will see the leaves begin to curl and twist. Weeds will gradually die, taking several weeks to completely disappear. In cool or very hot weather, weeds may die more slowly.

STORAGE AND DISPOSAL

PESTICIDE STORAGE: Store this product in its original container and keep out of reach of children and domestic animals. PESTICIDE DISPOSAL: *If partly filled*: Call your local solid waste agency for disposal instructions. Never place unused product down any indoor or outdoor drain. CONTAINER DISPOSAL: *If empty*: Nonrefillable container. Do not reuse or refill this container. Place in trash or offer for recycling if available.

GUARANTEED FERTILIZER ANALYSIS

Total Nitrogen (N) . . . . 15%  
15% Urea Nitrogen  
Derived from Urea.

Information regarding the contents and levels of metals in this product is available on the internet at <http://www.aapfco.org/metals.htm>.

12/  
12

Lilly Miller and Hose 'n Go are registered trademarks of Central Garden & Pet.  
TRIMEC is the Reg. T.M. of PBI/Gordon Corporation.

NOTICE: Seller makes no warranty, express or implied, concerning the use of this product other than indicated on the label. To the extent consistent with applicable law, buyer assumes all risk of use and/or handling of this material when such use and/or handling is contrary to label instructions.

LILLY MILLER BRANDS  
1340 Treat Blvd, Suite 650  
Walnut Creek, CA 94597  
www.lillymiller.com