

Please read instructions on reverse before completing form.

Form Approved. OMB No. 2070-0080. Approval expires 05-31-98



United States
Environmental Protection Agency
Washington, DC 20460

Registration
 Amendment
 Other

OPP Identifier Number

~~248782~~

Application for Pesticide - Section I

1. Company/Product Number 802-582	2. EPA Product Manager Joanne Miller	3. Proposed Classification <input type="checkbox"/> None <input type="checkbox"/> Restricted
4. Company/Product (Name) Lilly/Miller Knock-Out II Weed & Grass Killer	PM# 23	
5. Name and Address of Applicant (Include ZIP Code) The Chas. E. Lilly Company PO Box 83179 Portland, OR 97283-0179 <input type="checkbox"/> Check if this is a new address	6. Expedited Review. In accordance with FIFRA Section 3(c)(3) (b)(i), my product is similar or identical in composition and labeling to: EPA Reg. No. _____ Product Name _____	

Section - II

<input type="checkbox"/> Amendment - Explain below.	<input type="checkbox"/> Final printed labels in response to Agency letter dated _____
<input type="checkbox"/> Resubmission in response to Agency letter dated _____	<input type="checkbox"/> "Me Too" Application.
<input checked="" type="checkbox"/> Notification - Explain below.	<input type="checkbox"/> Other - Explain below.

NOTIFICATION
APP 24 1997

Explanation: Use additional pages, if necessary. (For section I and Section II.)
Notification:
Readd previously approved market claim: "Results in 24 Hours"
Claim on EPA label stamped 9/15/95. Inadvertently left off by company on label submitted for reregistration-- latest label stamped 3/7/97.

Section - III

1. Material This Product Will Be Packaged In:				2. Type of Container	
Child-Resistant Packaging <input type="checkbox"/> Yes* <input type="checkbox"/> No	Unit Packaging <input type="checkbox"/> Yes <input type="checkbox"/> No	Water Soluble Packaging <input type="checkbox"/> Yes <input type="checkbox"/> No	If "Yes" Unit Packaging wgt. No. per container		<input type="checkbox"/> Metal <input type="checkbox"/> Plastic <input type="checkbox"/> Glass <input type="checkbox"/> Paper <input type="checkbox"/> Other (Specify) _____
* Certification must be submitted		If "Yes" Package wgt. No. per container			
3. Location of Net Contents Information <input type="checkbox"/> Label <input type="checkbox"/> Container		4. Size(s) Retail Container		5. Location of Label Directions <input type="checkbox"/> On Label <input type="checkbox"/> On Labeling accompanying product	
6. Manner in Which Label is Affixed to Product <input type="checkbox"/> Lithograph <input type="checkbox"/> Paper glued <input type="checkbox"/> Stenciled				<input type="checkbox"/> Other _____	

Section - IV

1. Contact Point (Complete items directly below for identification of individual to be contacted, if necessary, to process this application.)		
Name Daria Mills	Title Registration Specialist	Telephone No. (Include Area Code) (503) 289-5937
2. Signature <i>Daria Mills</i>		3. Title Registration Specialist
4. Typed Name Daria Mills		5. Date 4/11/97
Certification I certify that the statements I have made on this form and all attachments thereto are true, accurate and complete. I acknowledge that any knowingly false or misleading statement may be punishable by fine or imprisonment or both under applicable law.		6. Date Application Received (Stamped):

MASTER LABEL

Lilly/Miller
KNOCK-OUT II
WEED & GRASS KILLER

Kills Weeds, Grasses & Unwanted Vegetation on Contact

ACTIVE INGREDIENT:

Diquat Dibromide (6,7-Dihydro-dipyrido (1,2-a:2',1'-c) pyrazinedium dibromide)	1.84%
INERT INGREDIENTS	98.16%

Keep out of reach of children

CAUTION

See side panel for additional precautionary statements

NET CONTENTS 1 QUART (946 ml)

DIRECTIONS FOR USE [Version A]

It is a violation of Federal law to use this product in a manner inconsistent with its labeling. For household use only.

ONE QUART COVERS UP TO 800 SQ. FT.

KNOCK-OUT II WEED & GRASS KILLER controls a wide variety of weeds, grasses and unwanted vegetation such as annual morning glory, foxtail, purslane, pigweed, and bermudagrass under trees and ornamental shrubs, around buildings, along sidewalks, fences, patios, walkways and driveways. It is a non-selective herbicide that kills weeds and grasses on contact.

KNOCK-OUT II WEED & GRASS KILLER will not stain gravel or paved areas. Phytotoxic properties are quickly inactivated on contact with the soil.

READ ENTIRE LABEL BEFORE USE. USE ONLY AS DIRECTED, NOTING ALL CAUTIONS.


WHEN TO USE

To assure effective control, apply when weeds or unwanted vegetation are actively growing. For best results, apply on a sunny day when the daytime temperature is at least 60 degrees F. Apply only when the air is calm and rainfall is not expected within 12 hours.

HOW TO USE

SHAKE WELL BEFORE USING. To apply with a tank sprayer or sprinkling can, mix 8 fl. oz. **KNOCK-OUT II WEED & GRASS KILLER** with 1 gallon of water to

NOTIFICATION
APR 24 1997



cover approximately 200 square feet (10' x 20'). Coverage may vary depending upon the amount of foliage to be treated. Thoroughly wet unwanted foliage to the point of runoff. Wilting will appear in 1 to 3 days and thorough browning in about 5 to 7 days. Repeat applications may be necessary to control hard-to-kill weeds such as Bermudagrass or Dallisgrass.

DILUTION TABLE

Use this amount of KNOCK-OUT II WEED & GRASS KILLER	In this amount of water	Area to be treated
8 fl. oz. (1 cup)	1 gallon	200 sq. ft. (10' x 20')
20 fl. oz. (2 1/2 cups)	2 1/2 gallons	500 sq. ft. (20' x 25')
32 fl. oz. (4 cups)	4 gallons	800 sq. ft. (20' x 40')

HOSE-END APPLICATION: To apply with a Hose-End Sprayer such as Lilly/Miller Six Shooter, add the recommended amount of product to sprayer jar and spray area to be treated. Do not add water to jar.

SPOT TREATMENT: Using a 24 fl. oz. trigger sprayer, mix 2 tablespoons KNOCK-OUT II WEED & GRASS KILLER in 1 pint of water. Adjust nozzle to coarse spray. Hold nozzle within 2 feet of weed or grass, aim nozzle at unwanted vegetation and away from face. Spray to thoroughly wet foliage to the point of runoff. For treatment of individual weeds or tufts of grasses, hold container just a few inches above undesired foliage and apply as directed. Do not reuse container for application of any chemical other than non-selective herbicides.

USE PRECAUTIONS

Do not apply during windy weather. Do not apply directly to desirable trees or shrubs. Do not allow spray or mist to contact foliage, green bark, buds, grafted unions, or scuffed, damaged or broken bark when spraying around trees and ornamentals. Do not use on or around edible feed or food crops.

ENTRY RESTRICTIONS: Do not allow people or pets to touch treated plants until the sprays have dried.

=====


DIRECTIONS FOR USE [Version B]

It is a violation of Federal law to use this product in a manner inconsistent with its labeling. For household use only.

Kills Weeds & Grasses On Contact
Results in 24 Hours



What is this product? And what will it do?



Knock-Out works on contact so it is okay to replant in the area after just 3 days.

Knock-Out kills grass and weeds just about anywhere they grow. Use it to get rid of any unwanted vegetation in sidewalk cracks and along fences, around foundations, patios and decks, also in ornamental plantings around trees and shrubs.

How do I use this product?

When to use: Spray this product anytime of year when weeds and unwanted grasses are actively growing; the younger the weeds, the faster the kill. The weather should be sunny, with temperatures over 60 degrees, and no rain expected for 12 hours.

What to do: You can use a pump-up sprayer or a hose-end sprayer. Wet the weeds or grass completely with the spray. This product works only through the leaves, there's no need to wet the soil.

After 3 days, re-spray any weeds that remain green.

Keep spray away from any plants, shrubs and trees that you like. If the spray gets on them, wash it off immediately or they will be damaged.

It's easy to start a new lawn with Knock-Out: (1) Spray the area using the chart below. Use a hose-end sprayer for quick coverage over a large area. (2) Wait just 5-7 days, until you see the grass and weeds die. (3) Till up or de-thatch the lawn and re-seed or lay sod.


What not to do: Do not allow children or pets onto the treated area until product has dried. Do not apply on a windy day or otherwise allow spray to drift onto lawns, flowers, vegetables, shrubs or trees. They will be damaged. Do not spray when rain is expected within 12 hours.

Mixing and Measuring - Shake Well Before Using

It's a good idea to have a separate sprayer just for weed killers, to avoid mix-ups.

In a pump-up sprayer -

Use this much Knock-Out...	in this much water...	and cover this much area (square feet)
1-1/2 fl. oz. (3 Tbsp.)	24 fl. oz. (trigger sprayer)	36 (6'x 6')
1 cup (8 fl. oz.)	1 gallon	200 (10'x 20')
2 cups (1 pint)	2 gallons	400 (20'x 20')



Hose end sprayers -

For sprayers with a measuring dial - Pour product into the sprayer jar. Do not add water. Set dial to mix 8 fl. oz. (16 Tbsp.) per gallon of water. Spray carefully and use up 8 fl. oz. of product over every 200 sq. ft. of weedy area.

For sprayers without a measuring dial - Use the chart below. Do not add water to the sprayer jar.

Put this much Knock-Out	spray over this much
into the sprayer jar...	area (square feet)
=====	

2 cups (1 pint)	400 (20'x 20')
4 cups (1 quart)	800 (40'x 20')

What will I see?

In 1 to 3 days any leaves you sprayed will dry out and curl up. Dark spots may be seen on the leaves.

ENTRY RESTRICTIONS: Do not allow people or pets to touch treated plants until the sprays have dried.

=====


STORAGE AND DISPOSAL

Store this product in its original container in a locked storage area out of reach of children and domestic animals. Do not reuse container. Rinse thoroughly before discarding. Securely wrap container in several layers of newspaper and discard in trash.

PRECAUTIONARY STATEMENTS

HAZARDS TO HUMANS AND DOMESTIC ANIMALS

CAUTION: Harmful if absorbed through skin. Causes moderate eye irritation. Avoid contact with eyes, skin or clothing. Wash thoroughly with soap and water after handling. Do not use utensils such as teaspoons or measuring cups for food purposes after use with pesticides. Do not apply this product in a way that will contact any person or pet, either directly or through drift. Only persons applying this product may be in the area during application.



USER SAFETY RECOMMENDATIONS

- Users should wash hands before eating, drinking, chewing gum, using tobacco, or using the toilet.
- Users should remove clothing immediately if pesticide gets inside. Then wash thoroughly and put on clean clothing.
- Users should remove clothing immediately after using this product. As soon as practical, wash thoroughly and change into clean clothing.
- Clothing exposed to this product should be washed in detergent and hot water. Such items should be kept and washed separately from other laundry.

STATEMENT OF PRACTICAL TREATMENT

IF ON SKIN: Wash with plenty of soap and water. Get medical attention. IF IN EYES: Flush eyes with plenty of water. Call a physician if irritation persists.

ENVIRONMENTAL HAZARDS

This pesticide is toxic to aquatic invertebrates. Do not apply directly to water.

NOTICE: Seller makes no warranty, expressed or implied, concerning the use of this product other than indicated on the label. Buyer assumes all risk of use and/or handling of this material when such use and/or handling is contrary to label instructions.

THE CHAS. H. LILLY CO.
PORTLAND, OREGON 97283
EPA Est. 33518-CN-01
EPA Reg. No. 802-582
53976 [53974]

Printed in U.S.A.
Product of Canada

