

802-509

11-22-2002

47

Please read instructions on reverse before completing form.

Form Approved. OMB No. 2070-0080



United States  
Environmental Protection Agency  
Washington, DC 20460

Registration  
 Amendment  
 Other

OPP Identifier Number

278637

## Application for Pesticide - Section I

1. Company/Product Number 802-509	2. EPA Product Manager Miller	3. Proposed Classification <input checked="" type="checkbox"/> None <input type="checkbox"/> Restricted
4. Company/Product (Name) Lilly Miller Moss-Out	PM# 23	
5. Name and Address of Applicant (Include ZIP Code) Central Garden & Pet dba Lilly Miller Brands 16201 SE 98th Clackamas OR 97015 <input type="checkbox"/> Check if this is a new address	6. Expedited Review. In accordance with FIFRA Section 3(c)(3)(b)(i), my product is similar or identical in composition and labeling to: EPA Reg. No. _____ Product Name _____	

## Section - II

<input type="checkbox"/> Amendment - Explain below.	<input type="checkbox"/> Final printed labels in response to Agency letter dated _____	NOTIFICATION NOV 22 2002
<input type="checkbox"/> Resubmission in response to Agency letter dated _____ Marketing text-highlighted on attached	<input type="checkbox"/> "Me Too" Application.	
<input checked="" type="checkbox"/> Notification - Explain below. Alternate sprayer directions labels.	<input type="checkbox"/> Other - Explain below.	

Explanation: Use additional page(s) if necessary. (For section I and Section II.)

This notification is consistent with PRN 98-10 and 40CFR152.46 and no other changes have been made to the labeling or the CSF of this product. I understand that it is a violation of 18 USC 1001 to willfully make any false statement to EPA. I further understand that if this notification is not consistent with the terms of PRN 98-10 and 40CFR152.46 this product may be in violation of FIFRA and I may be subject to enforcement action and penalties under FIFRA sec 12

## Section - III

and 14.

1. Material This Product Will Be Packaged in:				2. Type of Container	
Child-Resistant Packaging <input type="checkbox"/> Yes* <input type="checkbox"/> No	Unit Packaging <input type="checkbox"/> Yes <input type="checkbox"/> No	Water Soluble Packaging <input type="checkbox"/> Yes <input type="checkbox"/> No		<input type="checkbox"/> Metal	<input type="checkbox"/> Plastic
* Certification must be submitted	If "Yes" Unit Packaging wgt.	No. per container	If "Yes" Package wgt.	<input type="checkbox"/> Glass	<input type="checkbox"/> Paper
				<input type="checkbox"/> Other (Specify) _____	
3. Location of Net Contents Information <input type="checkbox"/> Label <input type="checkbox"/> Container		4. Size(s) Retail Container		5. Location of Label Directions <input type="checkbox"/> On Label <input type="checkbox"/> On Labeling accompanying product	
6. Manner in Which Label is Affixed to Product <input type="checkbox"/> Lithograph <input type="checkbox"/> Paper glued <input type="checkbox"/> Stenciled			<input type="checkbox"/> Other _____		

## Section - IV

1. Contact Point (Complete items directly below for identification of individual to be contacted, if necessary, to process this application.)		
Name Molly E. Hickman	Title Technical Services Manager	Telephone No. (Include Area Code) 503-451-4436
<b>Certification</b> I certify that the statements I have made on this form and all attachments thereto are true, accurate and complete. I acknowledge that any knowingly false or misleading statement may be punishable by fine or imprisonment or both under applicable law.		6. Date Application Received (Stamped)
2. Signature Molly Hickman	3. Title Technical Services Manager	
4. Typed Name Molly E. Hickman	5. Date 9-30-02	

2/7

NOTIFICATION  
NOV 22 2002

Economical  
Concentrate

Lilly  
Miller

Covers  
2,000 sq. ft.

# MOSS OUT!™

## FOR LAWNS

**Kills Moss Quickly! Works In Hours**

Liquid iron gives superior results • Apply with a sprinkling can or hose-end sprayer

**ACTIVE INGREDIENT:**

† Ferric Sulfate, anhydrous 35.0%

**INERT INGREDIENTS** 65.0%

† Equivalent to 9.75% Iron as Metallic

Keep out of reach of children

**DANGER**

See back panel for additional  
precautionary statements

**NET CONTENTS ONE GALLON (3.7 l)**

01031210 05 02

OKM Hickman  
5-23-02

## LILLY MILLER® MOSS OUT! FOR LAWNS

MOSS OUT! FOR LAWNS kills moss in lawns so grass can grow into thick lush turf.

Moss grows on the soil surface in lawns where it competes with the turf, causing the grass to thin-out and creating an excessive build-up of thatch. Shaded or poorly drained acidic areas encourage moss growth especially if the turf is undernourished. Apply MOSS OUT! FOR LAWNS to these areas when the moss is actively growing. Make applications as needed beginning with the first fall rains, during warm, rainy, winter periods, or in early spring. Encourage strong turf development by applying a Lilly Miller ULTRAGREEN® or Super Rich® fertilizer as directed. This will help prevent further moss growth.

### DIRECTIONS FOR USE

It is a violation of Federal law to use this product in a manner inconsistent with its labeling. For household use only.

**SHAKE WELL BEFORE USING.** Please read entire label. Use only as directed. Observe all cautions and precautions.

**USE PRECAUTIONS:** MOSS OUT! FOR LAWNS is for use on lawn or turf only. Contact with concrete, brick, tile, wood or painted surfaces can cause severe staining. Since MOSS OUT! FOR LAWNS can cause corrosion to galvanized metal, apply only with plastic sprinkling can or hose-end sprayer. Use Lilly Miller MOSS-OUT! for Roofs & Structures to control moss on roofs, patios, and other surfaces. See label for directions.

### MOSS IN LAWNS AND TURF

1. Mix at the rate of 1/2 pint MOSS OUT! FOR LAWNS in 3 gallons of water for each 125 sq. ft. to be treated.
2. Apply with plastic sprinkling can or hose-end sprayer. MOSS OUT! FOR LAWNS can corrode galvanized metal.
3. When sprinkling or spraying mossy area, be sure to soak the moss growth thoroughly. Treated moss should turn a dark, or black color. Action is most rapid in warm, dry weather.
4. Rinse equipment with water after use.
5. To improve appearance of lawn or turf, rake out dead moss a few days after treatment.

**STORAGE AND DISPOSAL:** Store this product in its original container and keep in a locked storage area out of reach of children and domestic animals. Rinse equipment thoroughly with water after using. Do not reuse container. Rinse thoroughly before discarding and securely wrap original container in several layers of newspaper and discard in the trash.

### PRECAUTIONARY STATEMENTS

#### HAZARDS TO HUMANS AND DOMESTIC ANIMALS

**DANGER:** Corrosive. Causes irreversible eye damage. Do not get in eyes, on skin, or on clothing. Wear safety glasses. Harmful if swallowed, inhaled, or absorbed through skin. Avoid breathing spray mist. Remove contaminated clothing and wash clothing before reuse. Wash thoroughly with soap and water after handling.

#### STATEMENT OF PRACTICAL TREATMENT:

**IF IN EYES:** Hold eyelids open and flush with a steady, gentle stream of water for 15 minutes. Get medical attention. **IF SWALLOWED:** Call a doctor or get medical attention. Do not induce vomiting. Drink promptly a large quantity of milk, egg whites, gelatin solution, or if these are not available, drink large quantities of water. Avoid alcohol. **IF ON SKIN:** Wash thoroughly with plenty of soap and water. Get medical attention. **IF INHALED:** Remove affected person to fresh air. If not breathing, give artificial respiration, preferably mouth-to-mouth. Get medical attention.

**ENVIRONMENTAL HAZARDS:** This product is toxic to fish. Do not apply directly to water. Do not apply where runoff is likely to occur. Do not apply when weather conditions favor drift from areas treated. Do not contaminate water by cleaning of equipment or disposal of wastes.

**NOTICE:** The use of this material being subject to conditions beyond our knowledge and control, the seller makes no warranty of any kind, expressed or implied, concerning the effects of this product, when not used in accordance with directions.

LILLY MILLER BRANDS  
16201 SE 98th  
CLACKAMAS, OR 97015  
EPA Reg. No. 802-509  
EPA Est. 33518-CN-01  
05.60.1110 - 07/01  
Printed in U.S.A.  
Product of Canada



4/17

*Hose'n GO!*

Covers 500 sq. ft.

Lilly Miller

**MOSS OUT!**  
FOR  
**LAWNS**

Kills Lawn Moss Quickly! • Works In Hours  
Liquid iron gives superior results

**DANGER**

NET CONTENTS 1 QUART (946 ml)

NOTIFICATION  
NOV 22 2002

M. Hoffman  
5-14-02

5  
4  
3  
2  
1

5/7

This bottle will cover 500 sq. ft. (20' x 25'). Spray slowly and allow the Hose 'n Go® Moss Out!™ For Lawns to penetrate the moss. The moss will turn black within hours. After a few days, rake out the dead moss using a thatching rake or lawn rake.

**What not to do:** Hose 'n Go® Moss Out!™ For Lawns is for lawns only. Do not let this product contact any other surfaces. It will stain them. Do not allow Hose 'n Go® Moss Out!™ For Lawns to contact galvanized metal. Do not try to cover more lawn area than 500 sq. ft. with this container; it will not be effective. Do not allow adults, children or pets back onto the sprayed area until it has dried.

**What will I see?**

The moss in your lawn will turn black and die within hours. The grass will gradually fill in thin and bare spots. You can help it along by adding ULTRAGREEN® or Super Rich® lawn food, Lilly Miller® Super Sweet™ or Soil Sweet™ lime, and a Lilly Miller® grass seed blend that's right for your yard.

**STORAGE AND DISPOSAL:** Store this product in its original container and keep in a locked storage area out of reach of children and domestic animals. Rinse equipment thoroughly with water after using. Do not reuse container. Rinse thoroughly before discarding and securely wrap original container in several layers of newspaper and discard in trash.

**NOTICE:** The use of this material being subject to conditions beyond our knowledge and control, the seller makes no warranty of any kind, expressed or implied, concerning the effects of this product, when not used in accordance with directions.

*Hose'n  
GO!* LILLY MILLER®  
**MOSS OUT!**  
FOR  
**LAWNS**

- Kills Lawn Moss Quickly!
- Works In Hours
- Liquid Iron Gives Superior Results

**DIRECTIONS FOR USE**

It is a violation of Federal law to use this product in a manner inconsistent with its labeling. For household use only.

**LILLY MILLER BRANDS**

P.O. BOX 2289


CLACKAMAS, OREGON 97015

EPA Reg. No. 802-509 EPA Est. 33518-CN-01

www.lillymiller.com

09603070-06/02

Packaged in Canada, Product of U.S.A.



*OK Mitchellman  
7-18-02*

**What is this product? And what will it do?**

Hose 'n Go® Moss Out!™ For Lawns is the fast, easy way to kill moss in lawns. Once moss is gone, the grass is free to grow and thrive. This easy-to-use container attaches right to your garden hose, so there's no mixing.

Hose 'n Go® Moss Out!™ For Lawns is for lawns only. Use Lilly Miller® Moss Out!™ For Roofs and Structures (in the economical concentrate or convenient Hose 'n Go® or ready-to-use containers) for moss on roofs, sidewalks, or other surfaces.

**How do I use this product?**

**When to use:** Use Hose 'n Go® Moss Out!™ For Lawns anytime moss becomes a problem in your lawn. Moss grows most vigorously during the warm, rainy periods in spring and fall, but will grow all year round in some shady areas.

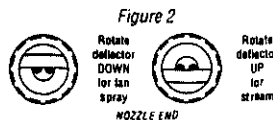
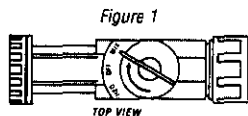
Spray as often as needed to keep moss from crowding out lawn grasses.

**What to do:** Mow the grass a bit shorter than usual to expose more of the moss. To get the most complete kill of the moss or when the moss is very thick, rake out as much as you can using a thatching rake or lawn rake. Spray Hose 'n Go® Moss Out!™ For Lawns evenly over the mossy areas.

**To use this sprayer:**

**Sprays up to 20 feet!**

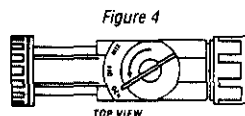
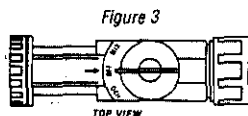
1. Shake container well.
2. Remove the child-resistant closure and save it for resealing the container when you are finished.
3. Insert the dip tube of the hose-end applicator into the bottle and seal the applicator head tightly to the bottle.
4. Connect spray nozzle to garden hose.



5. Turn on the water from the faucet.
6. When you are ready to spray, turn the knob on top so that it points to the MIX position on the spray head. (Fig.1)
7. The spray deflector on the front of the hose-end applicator can be rotated to give a stream or fan spray. (Fig. 2)

**To stop spraying:**

1. When you are finished spraying or if you have to stop spraying at any time, turn the knob back to the OFF position. (Fig. 3)
2. Turn off the water from the faucet.
3. Turn the knob to H2O then OFF, to drain the water from the hose. (Fig. 4)
4. Unscrew spray nozzle from hose. Remove hose-end from container.
5. Reseal the container with the child-resistant closure. Rinse the hose-end applicator.



2/7



**PRECAUTIONARY STATEMENTS  
HAZARDS TO HUMANS AND DOMESTIC ANIMALS**

**DANGER:** Corrosive. Causes irreversible eye damage. Do not get in eyes, on skin, or on clothing. Wear safety glasses. Harmful if swallowed, inhaled or absorbed through skin. Avoid breathing spray mist. Remove contaminated clothing and wash clothing before reuse. Wash thoroughly with soap and water after handling.

**STATEMENT OF PRACTICAL TREATMENT**

**IF IN EYES:** Hold eyelids open and flush with a steady, gentle stream of water for 15 minutes. Get medical attention. **IF SWALLOWED:** Call a doctor or get medical attention. Do not induce vomiting. Drink promptly a large quantity of milk, egg whites, gelatin solution, or if these are not available, drink large quantities of water. Avoid alcohol.

**IF ON SKIN:** Wash thoroughly with plenty of soap and water. Get medical attention.

**IF INHALED:** Remove affected person to fresh air. If not breathing, give artificial respiration, preferably mouth-to-mouth. Get medical attention.

**ENVIRONMENTAL HAZARDS:** This product is toxic to fish. Do not apply directly to water. Do not apply where runoff is likely to occur. Do not apply when weather conditions favor drift from areas treated. Do not contaminate water by cleaning of equipment or disposal of wastes.

**LILLY MILLER BRANDS**  
P.O. BOX 2289  
CLACKAMAS, OREGON 97015

EPA Reg. No. 802-509  
EPA Est. 33518-CN-01  
[www.lillymiller.com](http://www.lillymiller.com)

09603070-06/02

Packaged in Canada  
Product of U.S.A.

**PEEL BACK BOOK HERE AND RESEAL AFTER OPENING** ▶