



UNITED STATES ENVIRONMENTAL PROTECTION AGENCY
WASHINGTON, D.C. 20460

OFFICE OF
PREVENTION, PESTICIDES AND
TOXIC SUBSTANCES

Mrs. Rebecca M. Horton
Consultant/Agent for
Lilly Miller Brands
Registrations by Design, Inc.
118 ½ East Main Street - Suite 1
Salem, VA 24153-3805

APR 4 2008

Subject: Notification(s) for Label Revisions under PRN 98-10 and PRN 2007-4

Dear Mrs. Horton:

The Agency is in receipt of your Application(s) for Pesticide Notification under Pesticide Registration Notices (PRN) 98-10 and 2007-4 dated March 12, 2008 for:

EPA Registration 802-504

**Lilly Miller Super Rich Lawn Food with
Moss Control**

EPA Registration 802-508

Lilly Miller Moss-Kil

The Registration Division (RD) has conducted a review of the request(s) for applicability under PRN 98-10 and PRN 2007-4 and finds that the label changes requested fall within the scope of PRN-98-10 and PRN-2007-4. The label has been date-stamped "Notification" and will be placed in our records.

Please be reminded that 40 CFR Part 156.140(a)(4) requires that a batch code, lot number, or other code identifying the batch of the pesticide distributed and sold be placed on nonrefillable containers. The code may appear either on the label (and can be added by non-notification/PR Notice 98-10) or durably marked on the container itself.

If you have any questions, please contact me directly at 703-305-6249 or Joyce Edwards of my staff at 703-308-5479.

Sincerely,

A handwritten signature in black ink, appearing to read "Linda Arrington".

Linda Arrington
Notifications & Minor Formulations Team Leader
Registration Division (7505P)
Office of Pesticide Programs

Registrations by Design, Inc.sm

118 1/2 East Main Street
Suite 1
Salem, VA 24153-3805
phone 540.375.8826
fax 540.375.8827

CERTIFIED MAIL #7007 3020 0001 8201 7909
March 12, 2008

Document Processing Desk (NOTIF)
Office of Pesticide Programs/Reg. Div. (7505P)
U.S. Environmental Protection Agency
Ariel Rios Bldg.
1200 Pennsylvania Ave., NW
Washington, DC 20460

Re: NOTIFICATION FOR COMPLIANCE WITH PR NOTICE 2007-4 & revised warranty statement
EPA Reg. No. 802-508, Lilly Miller Moss-Kil

Attn: Linda Arrington
Notifications & Minor Formulations Team Leader

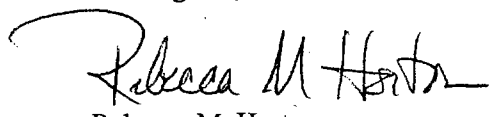
On behalf of Lilly Miller Brands of Walnut Creek, California, enclosed is notification of administrative label revisions, including revision to the Storage & Disposal text for compliance with PR Notice 2007-4, revised warranty statement & updated company address.

The following documents are enclosed:

- 1) EPA Form #8570-1, Application for Pesticide – Notification (2 copies)
- 2) Copy of the proposed label with revisions highlighted in red.

If further action or information is required on Lilly Miller Brands' behalf, please advise.

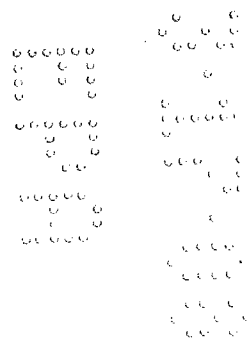
Best regards,



Rebecca M. Horton
Consultant/Agent for
LILLY MILLER BRANDS
e-mail: hortonb@ntelos.net

BMH/sjh

Enclosures



5/9

	United States Environmental Protection Agency Washington, DC 20460	<input type="checkbox"/> Registration <input type="checkbox"/> Amendment <input checked="" type="checkbox"/> Other	OPP Identifier Number
--	---	--	-----------------------

Application for Pesticide - Section I

1. Company/Product Number 802-508	2. EPA Product Manager Miller	3. Proposed Classification <input checked="" type="checkbox"/> None <input type="checkbox"/> Restricted
4. Company/Product (Name) Lilly Miller Moss-Kil	PM# 23	
5. Name and Address of Applicant (Include ZIP Code) Central Garden & Pet dba Lilly Miller Brands 1340 Treat Blvd., Suite 650 Walnut Creek, CA 95497 <input type="checkbox"/> Check if this is a new address		6. Expedited Review. In accordance with FIFRA Section 3(c)(3) (b)(i), my product is similar or identical in composition and labeling to: EPA Reg. No. _____ Product Name _____

Section - II

<input type="checkbox"/> Amendment - Explain below.	<input type="checkbox"/> Final printed labels in response to Agency letter dated _____
<input type="checkbox"/> Resubmission in response to Agency letter dated _____	<input type="checkbox"/> "Me Too" Application.
<input checked="" type="checkbox"/> Notification - Explain below.	<input type="checkbox"/> Other - Explain below.


Explanation: Use additional page(s) if necessary. (For section I and Section II.)

NOTIFICATION of: (1) Label Change per PR Notice 2007-4, revised warranty statement & updated company address. This notification is consistent with the provisions of PR Notice 2007-4 and the requirements of EPA regulations at 40 CFR 156.10, 156.140, 156.144, 156.146 and 156.156. No other changes have been made to the labeling or the Confidential Statement of Formula for this product. Lilly Miller Brands understands that it is a violation of 18 U.S.C. Sec. 1001 to willfully make any false statement to EPA, and further understands that if the amended label is not consistent with the requirements of 40 CFR 156.10, 156.140, 156.144, 156.146 and 156.156, this product may be in violation of FIFRA and Lilly Miller Brands may be subject to enforcement action and penalties under sections 12 and 14 of FIFRA.

Section - III

1. Material This Product Will Be Packaged In:			
Child-Resistant Packaging <input checked="" type="checkbox"/> Yes <input type="checkbox"/> No	Unit Packaging <input type="checkbox"/> Yes <input checked="" type="checkbox"/> No	Water Soluble Packaging <input type="checkbox"/> Yes <input checked="" type="checkbox"/> No	2. Type of Container <input type="checkbox"/> Metal <input checked="" type="checkbox"/> Plastic <input type="checkbox"/> Glass <input type="checkbox"/> Paper <input type="checkbox"/> Other (Specify) _____
* Certification must be submitted If "Yes" Unit Packaging wgt. No. per container		If "Yes" Package wgt No. per container	
3. Location of Net Contents Information <input checked="" type="checkbox"/> Label <input type="checkbox"/> Container		4. Size(s) Retail Container 1/2 Gallon; 1 qt.	
5. Location of Label Directions <input checked="" type="checkbox"/> on label		6. Manner in Which Label is Affixed to Product <input checked="" type="checkbox"/> Lithograph <input checked="" type="checkbox"/> Paper glued <input checked="" type="checkbox"/> Stenciled <input type="checkbox"/> Other _____	

Section - IV

1. Contact Point (Complete items directly below for identification of individual to be contacted, if necessary, to process this application.)		
Name Rebecca M. Horton	Title/Consultant/Agent for Lilly Miller Brands	Telephone No. (Include Area Code) 540-375-8820
Certification I certify that the statements I have made on this form and all attachments thereto are true, accurate and complete. I acknowledge that any knowingly false or misleading statement may be punishable by fine or imprisonment, both under applicable law.		6. Date Application Received (Stamped)
2. Signature 		
3. Title Consultant/Agent for Lilly Miller Brands		
4. Typed Name Rebecca M. Horton		5. Date MAR 12 2008

Please read instructions on reverse before completing form.

Form Approved. OMB No. 2070-0060, Approval expires 2-28-95



United States
Environmental Protection Agency
Washington, DC 20460

<input type="checkbox"/>	Registration
<input type="checkbox"/>	Amendment
<input checked="" type="checkbox"/>	Other

OPP Identifier Number

Application for Pesticide - Section I

1. Company/Product Number 802-508	2. EPA Product Manager Miller	3. Proposed Classification <input checked="" type="checkbox"/> None <input type="checkbox"/> Restricted
4. Company/Product (Name) Lilly Miller Moss-Kil	PM# 23	
5. Name and Address of Applicant (Include ZIP Code) Central Garden & Pet dba Lilly Miller Brands 1340 Treat Blvd., Suite 650 Walnut Creek, CA 95497 <input type="checkbox"/> Check if this is a new address	6. Expedited Review. In accordance with FIFRA Section 3(c)(3) (b)(i), my product is similar or identical in composition and labeling to: EPA Reg. No. _____ Product Name _____	

Section - II

<input type="checkbox"/> Amendment - Explain below.	<input type="checkbox"/> Final printed labels in response to Agency letter dated _____
<input type="checkbox"/> Resubmission in response to Agency letter dated _____	<input type="checkbox"/> "Me Too" Application.
<input checked="" type="checkbox"/> Notification - Explain below.	<input type="checkbox"/> Other - Explain below.

Explanation: Use additional page(s) if necessary. (For section I and Section II.)

NOTIFICATION of: (1) Label Change per PR Notice 2007-4, revised warranty statement & updated company address. This notification is consistent with the provisions of PR Notice 2007-4 and the requirements of EPA regulations at 40 CFR 156.10, 156.140, 156.144, 156.146 and 156.156. No other changes have been made to the labeling or the Confidential Statement of Formula for this product. Lilly Miller Brands understands that it is a violation of 18 U.S.C. Sec. 1001 to willfully make any false statement to EPA, and further understands that if the amended label is not consistent with the requirements of 40 CFR 156.10, 156.140, 156.144, 156.146 and 156.156, this product may be in violation of FIFRA and Lilly Miller Brands may be subject to enforcement action and penalties under sections 12 and 14 of FIFRA.

Section - III

1. Material This Product Will Be Packaged In:				2. Type of Container	
Child-Resistant Packaging <input checked="" type="checkbox"/> Yes <input type="checkbox"/> No	Unit Packaging <input type="checkbox"/> Yes <input checked="" type="checkbox"/> No	Water Soluble Packaging <input type="checkbox"/> Yes <input checked="" type="checkbox"/> No		<input type="checkbox"/> Metal	<input checked="" type="checkbox"/> Plastic
* Certification must be submitted	If "Yes" Unit Packaging wgt.	No. per container	If "Yes" Package wgt	No. per container	<input type="checkbox"/> Glass
					<input type="checkbox"/> Paper
					<input type="checkbox"/> Other (Specify) _____
3. Location of Net Contents Information <input checked="" type="checkbox"/> Label <input type="checkbox"/> Container		4. Size(s) Retail Container 1/2 Gallon; 1 qt.		5. Location of Label Directions <input checked="" type="checkbox"/> on label	
6. Manner in Which Label is Affixed to Product <input checked="" type="checkbox"/> Lithograph <input checked="" type="checkbox"/> Paper glued <input checked="" type="checkbox"/> Stenciled			<input type="checkbox"/> Other _____		

Section - IV

1. Contact Point (Complete items directly below for identification of individual to be contacted, if necessary, to process this application.)					
Name Rebecca M. Horton		Title Consultant/Agent for Lilly Miller Brands		Telephone No. (Include Area Code) 540-375-8826	
Certification I certify that the statements I have made on this form and all attachments thereto are true, accurate and complete. I acknowledge that any knowingly false or misleading statement may be punishable by fine or imprisonment or both under applicable law.					6. Date Application Received (Stamped)
2. Signature 			3. Title Consultant/Agent for Lilly Miller Brands		
4. Typed Name Rebecca M. Horton		5. Date MAR 12 2008			

LILLY MILLER®
MOSS-KIL

[Additional Brand Names: Lilly Miller Hose 'n Go Moss Out! for Roofs and Structures;
Lilly Miller Moss Out! for Roofs and Structures]

Economical Concentrate
Covers up to 1,200 sq. ft.
Kills Moss Quickly!

On Roofs, Decks, Patios, Walks, Bricks, and Cement

Non-staining, Non-corrosive to galvanized gutters

For best results use prior to establishment of heavy moss infestations.

After 3 to 5 weeks the dead moss may simply be hosed or swept off the treated area.

ACTIVE INGREDIENT:

Zinc chloride.....62.0%

INERT INGREDIENTS.....38.0%

Metallic zinc equivalent = 29.6%

Keep out of reach of children

DANGER

See back panel for additional precautions and First Aid.

NET CONTENTS _____

PRECAUTIONARY STATEMENTS

HAZARD TO HUMANS AND DOMESTIC ANIMALS

DANGER: Corrosive. Causes irreversible eye damage and skin burns. Harmful if swallowed, absorbed through skin or inhaled. Do not get in eyes, on skin or on clothing. Avoid breathing spray mist. Wear goggles. Wear protective clothing and rubber gloves. Wash thoroughly with soap and water after handling. Remove contaminated clothing and wash clothing before reuse. Do not allow persons or pets in treated areas until sprays have dried.

FIRST AID

IF SWALLOWED: Call a poison control center or doctor immediately for treatment advice. Have person sip a glass of water if able to swallow. Do not induce vomiting unless told to do so by a poison control center or doctor. Do not give anything by mouth to an unconscious person. IF IN EYES: Hold eye open and rinse slowly and gently with water for 15-20 minutes. Remove contact lenses, if present, after the first 5 minutes, then continue rinsing. Call a poison control center or doctor for treatment advice. IF ON SKIN: Take off contaminated clothing. Rinse skin immediately with plenty of water for 15-20 minutes. Call a poison control center or doctor for treatment advice. IF INHALED: Remove person to fresh air. If person is not breathing, call 911 or an ambulance, then give artificial respiration, preferably mouth-to-mouth if possible.

Call a poison control center or doctor for further treatment advice. Have the product container or label with you when calling a poison control center or doctor or going for treatment.

NOTE TO PHYSICIAN: Probable mucosal damage may contraindicate gastric lavage.

ENVIRONMENTAL HAZARDS

This product is toxic to fish and aquatic invertebrates. Do not apply directly to water. Do not contaminate water when disposing of equipment washwaters.

DIRECTIONS FOR USE

It is a violation of Federal law to use this product in a manner inconsistent with its labeling. For household use only.

For best results, apply MOSS-KIL just prior to the time when fall rains begin or in early spring. Moss growth can occur in nearly any location where dampness persists. Such areas include roofs, decks, steps, patios, walks, fence posts, and foundations. Since moisture is essential, most moss growth appears during the fall, some in the winter and in the spring. Very little moss forms in summertime. Destroying existing moss is done most effectively during times when its growth is most rapid and when rain is not expected for several days. Controlling moss may add months, or years, of service to roofs, patios and such areas.

SHAKE WELL BEFORE USING. PLEASE READ ENTIRE LABEL. USE ONLY AS DIRECTED. OBSERVE ALL PRECAUTIONS.

USE PRECAUTIONS: Make certain none of the mixture runs from eaves or splashes on planted area below roofs. Where this possibility exists, cover shrubs, flowers or lawn before making application. Where treating walkways or patios, avoid application to adjacent lawn or plants. Product may damage windows, skylights, and painted or metal surfaces. Keep spray off these surfaces and other surfaces not intended for moss control treatment. Immediately wash off any spray that accidentally contacts these surfaces.

USE ON ROOFS, DECKS, STEPS, PATIOS, WALKS, FENCE POSTS AND OTHER OUTDOOR STRUCTURES MADE OF COMPOSITION SHINGLES, WOOD, GRAVEL, BRICK AND UNPAINTED CEMENT

PREVENTIVE TREATMENT - For preventing moss growth, or for use after sweeping or otherwise removing as much moss as possible.

1. Mix MOSS-KIL at the rate of 1 pint in 3 gallons of water. (Equivalent to 10 2/3 tablespoons in 1 gallon of water.)
2. Apply with sprinkling can, hose-end sprayer, or tank sprayer to thoroughly wet moss, using at least 1 gallon of mixture to 100 sq. ft.

3. Repeat treatment as necessary (when new moss growth begins to spear.)

FOR DESTRUCTION OF HEAVY MOSS GROWTH - Where it is impractical to first remove moss by sweeping or other means, as indicated under PREVENTIVE TREATMENT.

1. Mix MOSS-KIL at the rate of 1 pint in 3 gallons of water.
2. Apply at the rate of 3 gallons of mixture to 100 sq. ft. of moss area. Make application slowly to thoroughly soak the moss and avoid run-off.
3. On roofs, apply liberally to higher portions of roof moss. This allows rain to move some of the treatment material down through the moss patches.
4. After three to five weeks, depending on thickness of moss growth, the dead moss may be hosed, swept, or raked off the treated area.

PREVENTIVE TREATMENT with MOSS-KIL should be made immediately to the cleaned area with repeat treatments just prior to the time the fall rains begin, or in early spring.

Alternate directions for use for a container with hose-end sprayer attached:

Sprays up to 20 feet. Do not spray on lawn or plants.

DIRECTIONS FOR USE

It is a violation of Federal law to use this product in a manner inconsistent with its labeling. For household use only.

For best results, apply MOSS-KIL just prior to the time when fall rains begin or in early spring. Moss growth can occur in nearly any location where dampness persists. Such areas include Roofs, Patios, Sidewalks and Foundations. Since moisture is essential, most moss growth appears during the fall, some in the winter and in the spring. Very little moss forms in summertime. Destroying existing moss is done most effectively during times when its growth is most rapid and when rain is not expected for several days. Controlling moss may add months, or years, of service to roofs, patios and such areas.

SHAKE WELL BEFORE USING. PLEASE READ ENTIRE LABEL. USE ONLY AS DIRECTED. OBSERVE ALL PRECAUTIONS.

USE PRECAUTIONS: Make certain none of the mixture runs from eaves or splashes on planted area below roofs. Where this possibility exists, cover shrubs, flowers or lawn before making application. Where treating walkways or patios, avoid application to adjacent lawn or plants. Product may damage windows, skylights, and painted or metal surfaces. Keep spray off these surfaces

and other surfaces not intended for moss control treatment. Immediately wash off any spray that accidentally contacts these surfaces.

USE ON ROOFS, DECKS, STEPS, PATIOS, WALKS, FENCE POSTS AND OTHER OUTDOOR STRUCTURES MADE OF COMPOSITION SHINGLES, WOOD, GRAVEL, BRICK AND UNPAINTED CEMENT

PREVENTIVE TREATMENT - For preventing moss growth, or for use after sweeping or otherwise removing as much moss as possible.

Spray, using low water pressure, until container is empty over 1,200 square feet (120' x 100'). Apply to thoroughly wet moss. Repeat treatment as necessary (when new moss growth begins to spear.)

FOR DESTRUCTION OF HEAVY MOSS GROWTH - Where it is impractical to first remove moss by sweeping or other means, as indicated under PREVENTIVE TREATMENT.

Spray, using low water pressure, until container is empty over 400 square feet (40' x 10'). Make application slowly to thoroughly soak the moss and avoid run-off. On roofs, apply liberally to higher portions of roof moss. This allows rain to move some of the treatment material down through the moss patches.

After three to five weeks, depending on thickness of moss growth, the dead moss may be hosed, swept, or raked off the treated area. PREVENTIVE TREATMENT with MOSS-KIL should be made immediately to the cleaned area with repeat treatments just prior to the time the fall rains begin, or in early spring.

TO USE THIS SPRAYER:

1. Shake container well.
2. Remove the child-resistant closure and save it for resealing the container when you are finished.
3. Insert the dip tube of the hose-end applicator into the bottle and seal the applicator head tightly to the bottle.
4. Connect spray nozzle to garden hose.
5. Turn on the water from the faucet.
6. When you are ready to spray, turn the knob on top so that it points to the MIX position on the spray head. (Fig. 1)
7. The spray deflector on the front of the hose-end applicator can be rotated to give a stream or fan spray. (Fig. 2)

TO STOP SPRAYING:

1. When you are finished spraying or if you have to stop spraying at any time, turn the knob back to the OFF position. (Fig. 3)

- 9/9
2. Turn off the water from the faucet.
 3. Turn the knob to H2O then OFF, to drain the water from the hose. (Fig. 4)
 4. Unscrew spray nozzle from hose. Remove hose-end from container.
 5. Reseal the container with the child-resistant closure. Rinse the hose-end applicator.
-

STORAGE AND DISPOSAL

PESTICIDE STORAGE: Store this product in its original container and keep in a locked storage area out of reach of children and domestic animals. **PESTICIDE DISPOSAL: If partly filled:** Call your local solid waste agency for disposal instructions. Never place unused product down any indoor or outdoor drain.

CONTAINER DISPOSAL: If empty: Nonrefillable container. Do not reuse or refill this container. Place in trash or offer for recycling if available.

NOTICE: To the extent consistent with applicable law, seller makes no warranty, expressed or implied, concerning the use of this product other than indicated on the label. To the extent consistent with applicable law, buyer assumes all risk of use and/or handling of this material when such use and/or handling is contrary to label instructions.

[Lot no. to be added at production]

LILLY MILLER BRANDS
1340 Treat Blvd., Suite 650
Walnut Creek, CA 94597
www.lillymiller.com