

777-107

0110612009

1/11



UNITED STATES ENVIRONMENTAL PROTECTION AGENCY
WASHINGTON, DC 20460

JAN 06 2009

OFFICE OF
PREVENTION, PESTICIDES
AND TOXIC SUBSTANCES

Christine Dellanno
Reckitt Benckiser, Inc.
Morris Corporate Center IV
399 Interpace Parkway P.O. Box 225
Parsippany, N.J. 07054-0225

Subject: Dynamite 35
EPA Registration Number 777-107
Application Date: August 20, 2008

Dear Ms. Dellanno:

The Agency has reviewed your amendment submitted in accordance with continuing registration under the Federal Insecticide Fungicide and Rodenticide Act (FIFRA), as amended, and determined the action to be acceptable. In summary, your request to add an in-tank dispenser cartridge with appropriate sanitization claims and marketing language to your label has been reviewed and approved. Copies of your unconditionally accepted stamped label and our efficacy data (MRID 475193-01) review are enclosed.

Should you have any questions or comments concerning this letter, please contact Tom Luminello at (703) 308-8075 or at Luminello.Tom@epa.gov.

Sincerely,

A handwritten signature in cursive script that reads "Emily Mitchell".

Emily H. Mitchell
Product Manager 32
Regulatory Management Branch II
Antimicrobials Division (7510P)

2/11

<< FRONT PANEL >>

Dynamite 35

ACTIVE INGREDIENTS:

1-bromo-3-chloro-5,5-dimethylhydantoin	60.0%
1,3-dichloro-5,5-dimethylhydantoin ..	27.4%
1,3-dichloro-5-ethyl-5-methylhydantoin.....	10.6%

OTHER INGREDIENTS: 2.0%
TOTAL: 100.0%

KEEP OUT OF REACH OF CHILDREN

DANGER: See back (side) panel for additional precautionary statements and First Aid.

<< NET CONTENTS for TABLET(S) >>

NET CONTENTS: (1 Tablet) 1.2 OZ. (35 g)
(2 Tablets) 2.4 OZ. (70 g)
(4 Tablets) 4.8 OZ. (140 g)

<< NET CONTENTS for TABLET(S) in the LYSOL® UNIT >>

CONTAINS: x unit(s)

NET CONTENTS: 1.2 OZ. (35 g) (tablet) (each) (unit)

<< FRONT or BACK PANEL >>

EPA Reg. No.: 777-107

EPA Est. No.: 74010-NJ-001
84472-CHN-1

See bottom or side (for Lot/Date code)

<< BACK PANEL >>

Questions? Comments? Call (telephone symbol): (1-800-228-4722) (1-800-677-9218)

(or) Visit us at (www.lysol.com) (www.reckittprofessional.com)

(Made in U.S.A.) (Made in China)

© RBI (year)

Distributed by: Reckitt Benckiser Inc., Parsippany, NJ 07054(-xxxx)

<< BACK PANEL – OPTIONAL TEXT >>

Important facts (about this product):

Contains no (phosphates) (ammonia) (silicones)

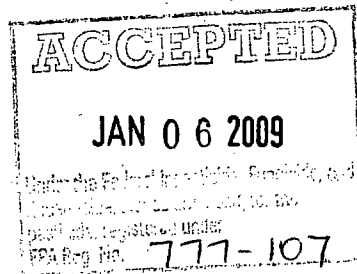
Does not contain (phosphates) (ammonia) (silicones)

This container is made of x% post-consumer recycled plastic.

Company Logo (Reckitt Benckiser Professional)

Recycle Symbol

Learn more about (the importance of good hygiene habits) (and the many ways that Lysol® is promoting good hygiene habits) (for your family and community) go to www.spreadinghealth.com (please note that the website is not active at this time)



NOTE: Bracketed information is denoted as: << directive >>, { insert as noted }, (optional text), [required qualifier].
The term "this product" used throughout this document may be replaced with the marketed product brand name.

<< FRONT or BACK PANEL CLAIMS - use as bullet point or in paragraph format >>

<< INTRODUCTORY 6-mos. CLAIMS >>

(New!) (Improved) (Pack) (Package) (Size)

<< PACKAGING CLAIMS >>

(X PACK) (2 PACK) (LIMITED TIME VALUE PACK) (Buy me again)
(Savings) (SAVE) (\$XX) (Off) (on) (any) (one)

(Great) (Bonus) (Economy) (Value) (Trial) (Pack) (Size)

Easy to use

One for each bathroom

Place 1 in each bathroom

Good for (0 to 900) flushes

Lasts for (0 to 900) flushes

<< MARKETING, CLEANING AND DEODORIZING CLAIMS >>

(Antibacterial) (Bactericidal) (Cleans) (Cleans and Sanitizes the toilet bowl water) (Cleans, Sanitizes, Deodorizes the toilet bowl water) (Deodorizer) (Deodorizes) (Deodorizing) (Easily) (Easy) (Easy to use) (Effective) (Effectively) (Fast) (Formula) (Freshens) (Quickly) (Sanitizes) (Sanitizer) (Sanitizing) (Toilet Bowl Cleaner) (Toilet Bowl Sanitizer)

3 in 1 (tablet): (Cleans, Sanitizes, Deodorizes) (Cleans, Sanitizes, Freshens) (Cleans, Sanitizes, Removes Stains) (Deodorizes, Freshens, Removes Stains) (Sanitizes, Deodorizes, Freshens) (Sanitizes, Deodorizes, Removes Stains) (Sanitizes, Freshens, Removes Stains) (in) the toilet bowl water

All in (one) (1) complete

(A little bit of) bleach(s) (with every) (after each) flush

Bleach cleaning

Bleaching (Action) (Power)

Bleaches

Cleans (and) (sanitizes the toilet bowl water) (and) (deodorizes) (and) (freshens) (and) (removes stains)

Cleans & deodorizes (with bleach) (with every flush)

Cleans, deodorizes and sanitizes the bowl water

Cleans and freshens (with every flush)

Cleans bowl (continuously) (automatically)

Concentrated (bleach) (formula)

Confidence of Lysol®

Continuous bleach cleaning and deodorizing

Continuous (automatic) (Cleaning)

Continuous Toilet Cleaning (System) (unit) (gadget) (mechanism)

Continuous (power) (action) toilet bowl cleaner

Continuous power (cleaner) (cleaning)

(Continuously) (and) (Automatically) (cleans) (and) (freshens) for up to 3 months(*) (and sanitizes the toilet bowl water for 2 months)

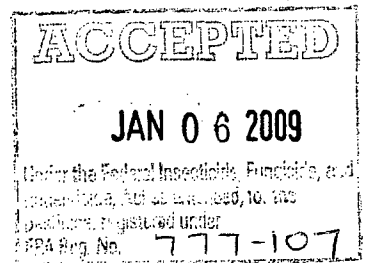
(Continuously) (Automatically) Bleaches away stains

(Continuously) (Automatically) (Helps) Prevent(s) the build up of stains

(Continuously) (Automatically) (Helps) Prevent (water) (toilet) ring

Controls odors (at their source)

Controls odor(s) (caused) (by) bacteria




NOTE: Bracketed information is denoted as: << directive >>, { insert as noted }, (optional text), [required qualifier].
The term "this product" used throughout this document may be replaced with the marketed product brand name.

4
11

Controls toilet odors
Daily toilet cleaning and maintenance
Deodorizes with a fresh (clean) scent
Does not (clog) (or) (interfere) (with) (flapper) (the) (functioning of the toilet)
(Does not harm) (Not harmful to) plumbing (or septic tanks) (systems)
Does the cleaning for you
(Drop) (Insert) in the tank and walk away
Dye free
Easy To Use - Just Drop In Tank
(Easy) (Simple) to (install) (use)
(Easy) (Simple) installation

Fights (tough) stains (while it sanitizes)
For a bright (white) (clean) toilet bowl
For colored toilets
Freshens
(Helps) Deodorize(s) your toilet bowl
(Helps) Freshen(s) the toilet bowl (continuously)
Helps keep your toilet bowl fresh (and clean)
(Helps) Keep(s) your toilet bowl (fresh) (clean)
(Helps) Your toilet bowl smelling clean
(Helps) Prevent Stain Buildup
(Helps) (Prevents) (Toilet) (water) ring

(Installs) (Attaches) in (seconds) (moments)
(Installs) (Attaches) (quickly) (and/or) (easily)
In-Tank Sanitizer (for Homes) (Schools) (Hospitals)
(In-Tank) Automatic Toilet Bowl Cleaner
Keeps water clear
(Keeps) (working) (and) (lasts) (cleans) for up to 3 months
(Lasts) (Cleans) Up To (3 months!(*)) (12 weeks!(*)) (and sanitizes the toilet bowl water for 2 months)
Leaves a fresh clean scent
Leaves bowl (sanitary) (fresh) (clean)
(Makes) (simplifies) (weekly) cleaning (easy) (easier)
Makes (regular) (weekly) (manual) cleaning easier
No mess (in tank)
No (hard) scrubbing
Odor Control
Power of (LYSOL® plus bleach) (bleach)
Prevents stains
(Quick) (and/or) (easy) to install
Recommended for frequently flushed toilets
Safe for white and colored toilet bowls
Simple (x) step process
Tank Safe (Guarantee)
This product contains no phosphates or phosphorous compounds
Toilet odor control
Triple Action (tablet): (Cleans, Sanitizes, Deodorizes the toilet bowl water)
(Use) (Clean) (for) (up to) 3 months(*) (and sanitizes the toilet bowl water for 2 months)
Whitening and brightening action
Will not (clog) (or) (damage) tank (parts)
Will not harm plumbing or septic systems
(With) (contains) (clear) (colorless) (bleach)
You'll be surprised how easy (it is to install)



<< QUALIFIER DESCRIPTION for MARKETING, CLEANING AND DEODORIZING CLAIMS >>
* Sanitizes for 2 months

NOTE: Bracketed information is denoted as: << directive >>, { insert as noted }, (optional text), [required qualifier].
The term "this product" used throughout this document may be replaced with the marketed product brand name.

5
11

<< SANITIZING CLAIMS >>

Antibacterial

Continuous** (anti-bacterial) action

Continuous** (Automatic**) Anti-bacterial action

Continuous** (automatic**) sanitization

Sanitizing (formula) (system)

Continuously** (automatically**) kills (99.9%) of bacteria*** (in the bowl's water) (with every) (after each) (flush) (for up to 2 months)(!) (for up to 8 weeks)(!)

Each tablet sanitizes for (8 weeks) (for 2 months)

(Each tablet) (continuously**)(automatically**) kills 99.9% of {insert organism(s) from list}

Eliminates 99.9% of bacteria (in 1 minute) (after each flush)

Kills odor-causing bacteria*** (in the bowl water)

Kills bacteria*** that cause odors (at the source)

Kills 99.9% of bacteria*** (in the toilet bowl water) (after each) (with every) (flush)

Kills 99.9% of bacteria*** (After each) (with every) (Flush) (in the bowl's water)

Kills 99.9% of bacteria*** for 8 weeks (for 2 months)

Kills (99.9% of) odor causing bacteria*** (in bowl's water) (with every flush)

Kills Enterococcus faecalis (Strep)

Kills Escherichia coli (E. coli)

Kills Salmonella enterica (Salmonella)

Kills Staphylococcus aureus (Staph)

Kills bacteria*** for (8 weeks) (for 2 months) (In toilet bowl water after each flush)

(Kills) (Fights) (many) odor-causing bacteria*** (in bowl's water) (Continuously**) (Automatically)

Lasts for (2 months!) (8 weeks!)

Leaves bowl 99.9% bacteria free.

Leaves bowl's water (sanitary) (and) (or) (fresh) (and) (or) (clean) for 2 months

Proven to kill: {insert organism(s) from list}

Sanitizes (and) (or) Cleans (and) (or) Deodorizes the toilet bowl water

Sanitizes and cleans the toilet bowl water (automatically**) (for 8 weeks) (for 2 months)


Sanitizing formula cleans & deodorizes the toilet bowl water

Sanitizes toilet bowl water (after each flush) (with every flush) (automatically**) (continuously**)

When used as directed, this product will sanitize toilet bowl water, keeping it clean, clear and free of odor.

<< QUALIFIER DESCRIPTION for CONTINUOUS SANITIZING CLAIMS >>

** (for) (up to) 2 months.



NOTE: Bracketed information is denoted as: << directive >>, { insert as noted }, (optional text), [required qualifier].
The term "this product" used throughout this document may be replaced with the marketed product brand name.

6
11

<< ADDITIONAL CLAIMS – for the TABLET in the LYSOL® UNIT ONLY >>

(Attaches) (places) (hangs) (sits) (fits) easily (inside tank) (in) (just) (a few) seconds (!)
Attaches to tank in seconds! (You'll be surprised how easy!)
Consistently (and) (automatically) (releases) (delivers) (just) the right amount of (powerful) (cleaners)
(bleach) (ingredients) (actives)

Direct delivery mechanism forces water through the (unit) (consistently) (automatically)
Delivers (just) the right amount of bleach (active) (to the bowl) (with every flush)
Does not wastefully dissolve (in) (the) (tank)

(Each) (Lysol®) (gadget) (unit) (continuously**) (automatically) sanitizes for (8 weeks) (for 2 months)

For best results, use together (in combination) (in addition to) (with) [insert brand name of toilet bowl cleaner product]

Leaves no chemical deposits (on tank base)
No Mess (in tank)
(Revolutionary) (Innovative) (Product) (Cleaning) (delivery) (system) (mechanism)
Safe to use with other (toilet bowl) (trigger) cleaners
Won't harm tank parts (Tank Safe)

<< QUALIFIER DESCRIPTION for CONTINUOUS CLAIMS >>

** (for) (up to) 2 months.

<< MICROORGANISMS - must be identified by genus & species. Abbreviations may be included in parenthesis. >>


<< Sanitization against Bacteria >>	Enterococcus faecalis (Strep)	(ATCC # 11700)
	Escherichia coli (E. coli)	(ATCC # 11229)
	Salmonella enterica (Salmonella)	(ATCC # 10708)
	Staphylococcus aureus (Staph)	(ATCC # 6538)

<< Back Panel Sanitization Qualifiers >>

***Kills 99.9% of (Enterococcus faecalis (Strep)), (Escherichia coli (E. coli)), (Salmonella enterica (Salmonella)) (and) (Staphylococcus aureus (Staph))

<< SITE >>

Use Site: (Clinics) (Day Care Centers) (Dental Offices) (Doctor Offices) (Health Care Facilities)
(Homes) (Households) (Hospitals) (Hotels / Motels) (Infirmaries) (Institutions)
(Laboratories) (Long Term Care Facilities) (Nursing Homes) (Office Buildings)
(Physician's Offices) (Public Restrooms) (Restaurants) (Schools)



NOTE: Bracketed information is denoted as: << directive >>, { insert as noted }, (optional text), [required qualifier].
The term "this product" used throughout this document may be replaced with the marketed product brand name.

2
11

<< USE DIRECTIONS – IMPORTANT: Advisory statements must be included as appropriate >>

<< TABLET DIRECTIONS FOR USE>>

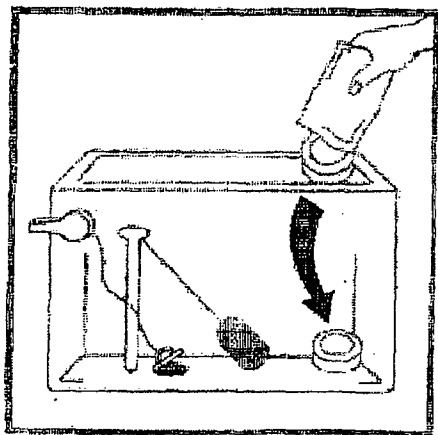
DIRECTIONS FOR USE

It is a violation of Federal law to use this product in a manner inconsistent with its labeling.

Product must be used in a toilet that is flushed regularly.

To Sanitize, Clean, and Deodorize:

1. Clean toilet bowl thoroughly (including under the rim).
2. Remove toilet tank top. Cut pouch open with scissors on dotted lines. **Do not touch tablet.**
3. Flush toilet. Before tank refills, drop tablet into (tank near sidewall closest to the float and away from the water valve opening) (right rear corner of the tank). Wash hands thoroughly.
4. When tablet has dissolved, replace with a new tablet. Each tablet sanitizes for 8 weeks.



777-107
JAN 06 2009
777-107

NOTE: Bracketed information is denoted as: << directive >>, { insert as noted }, (optional text), [required qualifier].
The term "this product" used throughout this document may be replaced with the marketed product brand name.

8
11

<< OUTER PACKAGING DIRECTIONS for USE for the TABLET in the LYSOL® UNIT ONLY >>

DIRECTIONS FOR USE:

It is a violation of Federal law to use this product in a manner inconsistent with its labeling.
(Product must be used in a toilet that is flushed regularly.)

Clean toilet bowl thoroughly (including under the rim). Remove lid from toilet tank carefully.

<< CHOOSE an OPTION BELOW >>

(Option 1:) (To open,) cut (pouch) (bag) open with scissors (on dotted lines).

(Option 2:) (To open,) tear (pouch) (bag) (at) (notch) (on) (dotted lines).

(Option 3:) (To open,) peel backing from package (as indicated). (Peel Here.)

(Option 4:) (To open,) cut (package) (backing) (on dotted lines) (where indicated)

(Option 5:) (To open,) (remove pouch from carton) (and) (cut) (tear) (pouch) (open) (with scissors) (on dotted lines) (at notch).

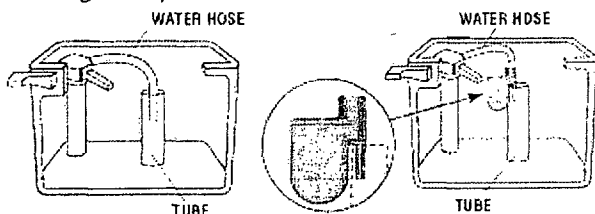
<< FOLLOW THE BELOW STEPS – use as bullet point, numbered or paragraph format >>

(Follow these) (3) (easy steps) - To Sanitize (and) Clean (and Deodorize):
(As shown in the picture simply:)

1. Remove water hose from the tube (at the center of tank).
2. Hang the LYSOL® Unit onto the (overflow) tube (at the center of tank) (as shown).
3. Attach water hose into the top of the LYSOL® Unit. (Replace lid) (and) (wash hands thoroughly) (You'll be surprised how easy) (it is to install) (!)

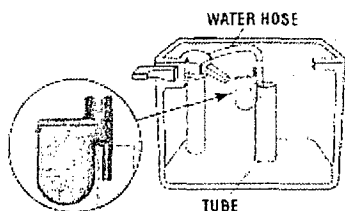
<< One of the pictogram options below will be used to illustrate the installation directions >>

<< Pictogram Option 1 >>




When tablet has dissolved, remove the Lysol® Unit from the toilet and discard in trash. Wash hands thoroughly.

<< Pictogram Option 2 >>



When tablet has dissolved, remove the Lysol® Unit from the toilet and discard in trash. Wash hands thoroughly.



NOTE: Bracketed information is denoted as: << directive >>, { insert as noted }, (optional text), [required qualifier].
The term "this product" used throughout this document may be replaced with the marketed product brand name.

9
11

<< INSTALLATION INSTRUCTIONS for the TABLET in the LYSOL® UNIT ONLY - to be located in a LEAFLET >>

<< Side 1 >>

Easy (3-step) instructions (on other side).

See outer packaging for precautionary statements and First Aid.

Questions, please call 1-800-XXX-XXXX

<< OPTIONAL DEMONSTRATION LANGUAGE >>

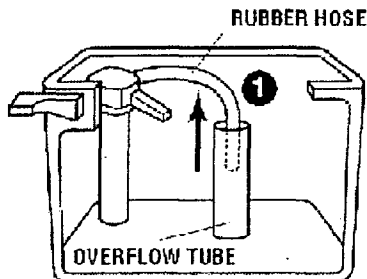
To watch a simple demonstration about (attaching) (installing) (using) "this product" go to www.xxxxxxxxxxxx.com (please note that a website has not been established)

<< Side 2 >>

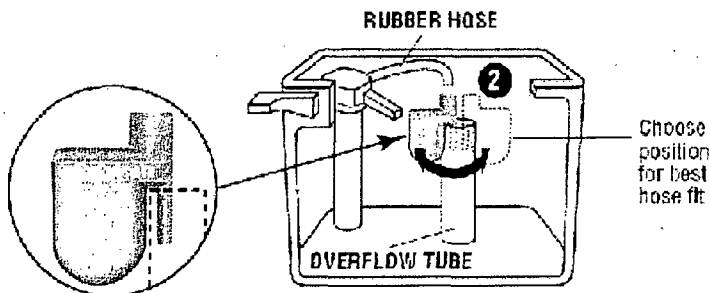
Installation Instructions

Follow these 3 easy steps:

- 1) Lift the rubber hose (including the clip, if present) from the overflow tube. (You may need to pull hard.)



- 2) Hang the Lysol® Unit onto the overflow tube as shown.

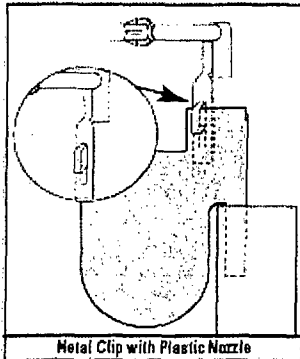


ACCEPTED
JAN 06 2009
Under the Federal Insecticide, Fungicide, and Rodenticide Act, this product has been found to comply with the requirements for sale, use, and distribution.
EPA Reg. No. 777-107

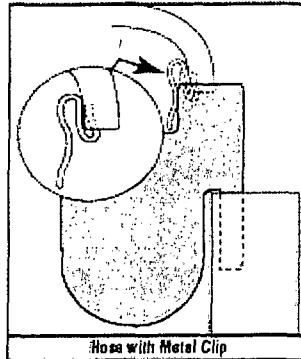
NOTE: Bracketed information is denoted as: << directive >>, { insert as-noted }, (optional text), [required qualifier].
The term "this product" used throughout this document may be replaced with the marketed product brand name.

10
11

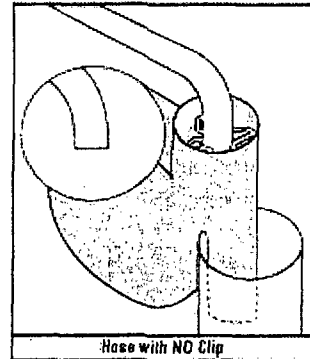
- 3) Attach your hose connection to the Lysol® Unit and wash hands thoroughly.
Which hose connection do you have?



Metal Clip with Plastic Nozzle
Clip - attaches to rim of LYSOL® Unit.
Nozzle - sits above unit as shown. (This is the same fit it had with overflow tube)



Hose with Metal Clip
Clip - attaches to rim of LYSOL® Unit.
Hose - hangs inside unit's opening.



Hose with NO Clip
Hose - insert hose right through the "fins" in center of opening at top of LYSOL® Unit.

<< Pictogram text >>

Metal Clip with Plastic Nozzle
Clip - attaches to rim of Lysol® Unit.
Nozzle - sits above unit as shown.
(This is the same fit it had with overflow tube)

Hose with Metal Clip
Clip - attaches to rim of Lysol® Unit.
Hose - hangs inside unit's opening.

Hose with NO Clip
Hose - insert hose right through the "fins" in center of opening at top of Lysol® Unit

ACCEPTED
JAN 06 2009
777-107

11
11

<< PRECAUTIONARY / FIRST AID / STORAGE-DISPOSAL INSTRUCTIONS >>

PRECAUTIONARY STATEMENTS: Hazards to Humans and Domestic Animals

KEEP OUT OF REACH OF CHILDREN

DANGER: Highly corrosive. Causes irreversible eye damage and skin burns. May be fatal if swallowed. **DO NOT TAKE INTERNALLY.** Irritating to nose and throat. Avoid breathing dust. Use with adequate ventilation. Do not get into eyes, on skin or clothing. Wear protective clothing, chemical resistant gloves and protective eyewear (goggles, face shield or safety glasses). Wash thoroughly with soap and water after handling and before eating, drinking, chewing gum, using tobacco, or using the toilet. Remove and wash contaminated clothing before reuse.

NOTE: First Aid statement may not appear in "box" format due to label constraints

FIRST AID	
If in Eyes	<ul style="list-style-type: none">• Hold eye open and rinse slowly and gently with water for 15-20 minutes.• Remove contact lenses, if present, after the first 5 minutes, then continue rinsing eye.• Call a Poison Control Center or doctor for treatment advice.
If on Skin or Clothing	<ul style="list-style-type: none">• Take off contaminated clothing.• Rinse skin immediately with plenty of water for 15-20 minutes.• Call a Poison Control Center or doctor for treatment advice.
If Swallowed	<ul style="list-style-type: none">• Call a Poison Control Center or doctor immediately for treatment advice.• Have person sip a glass of water if able to swallow.• Do not induce vomiting unless told to do so by the Poison Control Center or doctor.• Do not give anything by mouth to an unconscious person.
If Inhaled	<ul style="list-style-type: none">• Move person to fresh air.• If person is not breathing, call 911 or an ambulance, then give artificial respiration, preferably mouth-to-mouth if possible.• Call a Poison Control Center or doctor for further treatment advice.
CONTACT NUMBER	
Questions? Comments or In case of an emergency call toll free (1-800-228-4722) (1-800-677-9218). Have the product container or label with you when calling a Poison Control Center or doctor, or going for treatment.	
NOTE TO PHYSICIAN	
Probable mucosal damage may contraindicate the use of gastric lavage.	


PHYSICAL AND CHEMICAL HAZARDS: CHEMICAL HAZARD: STRONG OXIDIZING AGENT. Keep away from heat or flame. Mix only with water.

<< STORAGE and DISPOSAL LANGUAGE >>

STORAGE AND DISPOSAL:

Storage: Store in original container in areas inaccessible to children in a cool, dry, well-ventilated area. Do not store at elevated temperatures.

Disposal: Nonrefillable container. Do not reuse or refill this container. Discard empty container in trash or offer for recycling if available.



NOTE: Bracketed information is denoted as: << directive >>, { insert as noted }, (optional text), [required qualifier]. The term "this product" used throughout this document may be replaced with the marketed product brand name.