

777-104

6/10/2014

1/17



UNITED STATES ENVIRONMENTAL PROTECTION AGENCY
WASHINGTON, D.C. 20460

JUN 10 2014

OFFICE OF CHEMICAL SAFETY
AND POLLUTION PREVENTION

Keshia Carswell, Esq.
Regulatory Operations Lead
Reckitt Benckiser
Morris Corporate Center IV
399 Interpace Parkway
Parsippany, NJ 07054

SUBJECT: Vanity GP
EPA Registration Number: 777-104
Application Dated: May 1, 2014
Receipt Date: May 5, 2014

Dear Ms. Carswell:

This letter acknowledges receipt of the notification identified above submitted under the provisions of section 3 (c) 9 of the Federal Insecticide, Fungicide, and Rodenticide Act (FIFRA), as amended and PR Notice 98-10 and 40 CFR 152.46.

Proposed Notification:

- Addition of Alternate Brand Names in accordance with PR Notice 98-10.
 - Lysol ® Brand II Kills 99.9% of Viruses & Bacteria Lime & Rust Stain Blaster Toilet Bowl Cleaner
 - Lysol ® Brand II Kills 99.9% of Viruses & Bacteria Power MAX Toilet Bowl Cleaner with Lime & Rust Stain Blaster
- Addition of optional marketing claims.
 - 6 in 1* (*This product has 6 in 1 action to remove organic soil, (remove) tough stains like limescale & rust, disinfect, sanitize, refresh, and deodorize)
 - 5X Power* (*This product has 5X Power to remove organic soil, (remove) limescale, remove rust stains, refresh, and deodorize)
 -


General Comment:

Based on a review of the submitted information, this notification is acceptable and will be made part of the record for this file.

2/17

Should you have any questions or comments concerning this letter, you may contact me by telephone at (703) 308-6416 or by e-mail at hardy.jacqueline@epa.gov or Jose Gayoso by telephone at (703) 347-8652 or by e-mail at gayoso.jose@epa.gov.

Sincerely,



Jacqueline Hardy
Product Manager (34)
Regulatory Management Branch II
Antimicrobials Division (7510P)

4/17



May 1, 2014

Document Processing Desk (NOTIF)
Office of Pesticide Programs (7504-P)
U.S. Environmental Protection Agency
Room S-4900, 4th Floor
One Potomac yard
2777 S. Crystal Drive
Arlington, VA 22202
ATTN: Mr. Demson Fuller, PM-32

Reference: Product File Name: Vanity GP
EPA Registration #: 777-104
Notification: ABN and Marketing Claims

Dear Mr. Fuller:

Reckitt Benckiser LLC (d/b/a Reckitt Benckiser) would like to submit a notification in accordance with PR 98-10 for the addition of the following alternate brand names. I have enclosed a mock-up of the graphics label confirming that the word "MAX" is associated with cleaning and not efficacy.

- Lysol® Brand II Kills 99.9% of Viruses & Bacteria Lime & Rust Stain Blaster Toilet Bowl Cleaner
- Lysol® Brand II Kills 99.9% of Viruses & Bacteria Power MAX Toilet Bowl Cleaner with Lime & Rust Stain Blaster

Secondly, the following claims have been added to page 3 of the master label.

- 6 in 1* (*This product has 6 in 1 action to remove organic soil, (remove) tough stains like limescale & rust, disinfect, sanitize, refresh, and deodorize)
- 5X Power* (*This product has 5X Power to remove organic soil, (remove) limescale, remove rust stains, refresh, and deodorize)

In order to support this notification, the following documentation is included:

- EPA Form 8570-1
- Red-lined copy of the master label, two copies
- Clean copy of the master label
- Mock-up of graphics label

If there is any other information that the agency needs to complete this submission, please feel free to contact me directly at 973-404-2995 or via email at rbna@rb.com. Thank you for your assistance with this registration action.

Sincerely,

Keshia Carswell, Esq.
Regulatory Operations Lead
Reckitt Benckiser
Encl.

cc: [illegible]

6/17

<< NOTE: Any claim may appear on FRONT / BACK panel in bullet / paragraph format – Unless otherwise noted. >>

<< INTRODUCTORY 6-mos. CLAIMS – will only appear on graphic label for the first 6 months product is on shelf >>

(New) (Improved) (Formula) (Angle neck bottle) (Cap) (Fragrance) (Pack) (Package) (Scent) (Size)
(Better) (Improved) (Stain Removal) (Rust Removal) (Lime Scale Removal) (Bowl coverage than before)
Better hard water stain – dissolving power {(than before) (than previous formula) (than prior formula)}
Better hard water stain removal {(than before) (than previous formula) (than prior formula)}
Dissolves hard water stains better {(than before) (than previous formula) (than prior formula)}
(Improved) (Bowl) (Coverage) than (other) Lysol® Brand Disinfectant {(Liquid Bleach) (APC(s) (TBC(s))
(Improved {insert soils from list on pg. 8} removal)
(New) (Improved) (Formula) contains (cleaning) (cleaning power) (agents) (stain fighters)
(New) (Improved) (Formula) with (stain fighting agents) (with stain fighting action)
Thick liquid coats bowl for better cleaning than prior formula

<< PACKAGING CLAIMS >>

(2 PACK) (3 PACK) (4 PACK) (6 PACK) (x PACK) (Family) (Household) (Multi-Room) (Pack)
(x Uses per pack) (x Uses per bottle) (Cleans x toilets) (x Uses)
(Multi-Toilet Pack) (Value Pack) (Limited Time Value Pack) (Limited Time Value) (One for each bathroom)
(Place 1 in each bathroom) (Buy x get x free) (x% discount) (x% more free) (x% more product) (25% More Product)
(Great) (Bonus) (Economy) (Value) (Trial) (Pack) (Size) (Mega Value Pack) (Mega Value Size)
(2 for 1 Pack) (2 in 1 Pack) (32 oz. for the price of 16 oz.) (x x FL. OZ.) (x oz. at the price of x oz.)
(2 x 24 FL. OZ.) (3 x 24 FL. OZ.) (4 x 32 FL. OZ.) (6 x 32 FL. OZ.)
Save \$x (by mail) (when you buy Lysol® Toilet Bowl Cleaner)
(Bonus x%) (x% Free) (x oz. for Free) (x oz. for the price of x oz.)
(Bonus 50%) (50% Free) (16 oz. for Free) (32 oz. for the price of 16 oz.)
(Bonus 33%) (33% Free) (8 oz. for Free) (32 oz. for the price of 24 oz.) (24 oz. for the price of 16 oz.)

Best value bottle
Buy me again
Click & Close (Indicator)
Click stop – audible close
Contains up to x uses
Convenient cap
Easy grip bottle
Easy to close
Easy to reach under the rim
(Easy) (Easier) to (open) (squeeze) cap
Easy to use (bottle)
Entire bottle can be recycled
Ergonomic bottle grip
Helps reach under the rim
Leak-proof cap
Long (angle) neck bottle (reaches under the rim)
No slip grip
Non-drip
Non-removable cap
Open / Close indicator in contrasting colors – let's you know if the bottle is open / closed
Removable cap
(Repurchase time) (Shopping time) (Time to replace) (Time to buy a new Lysol® toilet bowl cleaner)
(Senior friendly cap) (Senior tested cap)
Specially designed angle neck – gets all the way up under the rim
(Specially) designed (cap) for better (bowl) coverage
Specially designed neck makes it easy to clean under the rim
Twist and go cap
(Unique) Angle neck bottle (for hard to reach areas) (reaches under the rim)

Note: Bracketed information is denoted as: <<directive>>, {insert as noted}, (optional text), [required qualifier].
The term "this product" used throughout this document may be replaced with the marketed product brand name.
To use the term "germ*" the product must be efficacious against 2 of the 3 major classes of organisms.
The product label must identify the specific bacteria*, virus*, fungus* & mold*.
The term (x) is a placeholder that represents a number between 1 and 99.

717

<< MARKETING CLAIMS >>

(Antibacterial) (Antibacterial Action) (Antimicrobial) (Antiviral) (Bactericidal) (Bactericide) (Disinfectant) (Disinfects) (Germicidal**) (Sanitizer) (Sanitizes) (Virucidal†)

(Completely) (Easily) (Effectively) (Quickly) (Thoroughly) (Cleans) (Shines) (Whitens) (Deodorizes) (Fast / Easy / Effective) (Toilet Bowl Cleaner) (Toilet Bowl Disinfectant)

(Clean) (Fragrance) (Fresh) (Minty) (Pleasant) (Spearmint) (Wintergreen) (Scent)

(Deep cleaning) (Bowl & Beyond) (Easy to use) (Non-abrasive) (Rust destroying) (Thick) (Tough stain) (Formula) (Breaks down) (Cleans) (Cleans away) (Destroys) (Dissolves) (Easily) (Penetrates) (Quickly) (Removes) (Stubborn) (Tough) (Hard Water) (Lime Scale) (Mineral) (Rust) (Stains) (Deposits) (Toilet Rings) (Lime & Rust Remover) (Lime Scale Remover) (Lime Scale & Rust Remover)

(Maximum coverage) (Powerful cleaning) (Maximum bowl coverage) (Improved coverage) (Maximum) (Max) (Bowl) (Coverage) (Powerful) (Clean) (Cleaning action) (Maximum) (Power) (Protection) (Strength) (Cleaner) (Cleaning) (5X) (the) (Cleaning Power)

Dual Action Toilet Bowl Cleaner

2-in-1: Cleans, Disinfects

Triple Action: Cleans, Disinfects, Deodorizes

3-in-1 (Formula): (Cleans, Disinfects, Deodorizes) (Cleans, Disinfects, Refreshens) (Cleans, Disinfects, Removes Stains)

4-in-1: Cleans, Disinfects, Deodorizes, Sanitizes

5X Power* (*This product has 5X Power to remove organic soil, (remove) limescale, remove rust stains, refresh, and deodorize)
6 in 1* (*This product has 6 in 1 action to remove organic soil, (remove) tough stains like limescale & rust, disinfect, sanitize, refresh, and deodorize)

Accepted for hospital disinfection

Better reach under the rim

Coats the entire bowl

Complete Clean

Confidence of Lysol®

Depend-a-bowl toilet bowl cleaner

Gives your bowl the Lysol® clean you trust

Go beyond clean

Great for everyday (cleaning) (deodorizing) (disinfecting) (and) (&) (sanitizing)

(Home) (Hospital) disinfectant toilet bowl cleaner

Hospital disinfectant

Hospital toilet bowl cleaner

Keep your toilet looking new

Meets AOAC Use-dilution Efficacy test standards for hospital disinfectant toilet bowl cleaners

Quality household disinfection

Quick and easy

The clean you trust

The confidence you get from the Lysol® name

The right tool for a nasty job

Trusted toilet disinfection

Use in conjunction with other Lysol® products for a clean bathroom

Efficacy tests have demonstrated that (this product) is effective as a one-step toilet bowl cleaner and disinfectant in the presence of organic soil (5% blood serum).

(This product) has a thick formula that coats above and below the waterline. This coating action provides longer contact time to help dissolve tough rust stains and mineral deposits (on contact) to make cleaning easier.

This product contains no phosphates and is germicidal when used as directed but differs in composition from other Lysol® Brand products.

Note: Bracketed information is denoted as: <<directive>>, {insert as noted}, (optional text), [required qualifier].
The term "this product" used throughout this document may be replaced with the marketed product brand name.
To use the term "germ**" the product must be efficacious against 2 of the 3 major classes of organisms.
The product label must identify the specific bacteria*, virus*, fungus* & mold*.
The term (x) is a placeholder that represents a number between 1 and 99.

<< PERFORMANCE CLAIMS >>

- (x%) more lime scale removal
- X% Stronger on hard water stains+++ [+++ vs. (Lysol® Power Toilet Bowl Cleaner) (Lysol® Cling Toilet Bowl Cleaner)]
- (Advanced) (Deep) Cleaning Power
- Clings to the bowl to stay where the germs are
- Coating action above and below the waterline provides extended contact time.
- Coats the bowl above and below the waterline
- Coats the bowl to stay in contact longer
- Coats the bowl to stay where the germs are
- Designed to (remove) (penetrate) (destroy) (dissolve) tough (stubborn) {insert soils from list on pg. 8}
- Designed to (remove) (penetrate) (destroy) (dissolve) the toughest {insert soils from list on pg. 8}
- Destroys hard water stains
- Destroys hard water stains immediately
- Does not just whiten (insert soils from list on pg. 8) stains, (this product) removes them
- Easily dissolves stubborn hard water stains.
- Easily removes hard water stains
- Eliminates hard water stains
- Eliminates hard water stains in seconds
- Fast action on hard water stains
- Formulated especially for hard water mineral deposits, lime scale and rust
- Hard water formulation
- Helps keep water flow optimal
- Instantly dissolves hard water stains
- Leaves toilet sparkling clean and disinfected
- No hard scrubbing
- Powers through hard water stains
- Removes (x%) of hard water stains
- Rinses away easily
- Specially designed for hard water problems
- Specially designed for hard water (stains) (areas)
- Specially designed for the removal of rust and (&) lime scale stains
- Specially designed for the removal of rust stains and mineral deposits
- Specially designed to breakdown rust and (&) lime scale stains
- Specially designed to breakdown stains and mineral deposits
- Specially designed to clean the toilet
- Specially designed to (remove) (penetrate) (destroy) (dissolve) the toughest {insert soils from list on pg. 8}
- Specially designed to (remove) (penetrate) (destroy) (dissolve) tough (stubborn) {insert soils from list on pg. 8}
- Specially formulated to (remove) (penetrate) (destroy) (eliminate) {insert soils from list on pg. 8}
- Special rust formula makes stain and mineral deposits easy to remove
- Thick clinging action
- Thick coating formula for prolonged contact time
- Thick formula adheres to stains for better cleaning
- Thick formula coats above and (&) below the waterline
- Thick formula coats the entire bowl
- Thick formula that cleans, deodorizes, disinfects and sanitizes
- Thick liquid coats bowl for better cleaning
- Thick liquid sticks to stains
- Toilet bowl cleaner with lime and (&) rust remover
- Whitens and brightens toilet bowl
- (Won't) (Will not) stain the bowl
- Works best in hard water areas
- Works best on hard water stains

Note: Bracketed information is denoted as: <<directive>>, {insert as noted}, (optional text), [required qualifier].
 The term "this product" used throughout this document may be replaced with the marketed product brand name.
 To use the term "germ*" the product must be efficacious against 2 of the 3 major classes of organisms.
 The product label must identify the specific bacteria*, virus*, fungus* & mold*.
 The term (x) is a placeholder that represents a number between 1 and 99.

<< CLEANING / DEODORIZING CLAIMS - continued >>

Instant action cleaner
Kills odors
Kills the bacteria that cause bad odors
Leaves bowl disinfected, clean and shiny
Leaves (your) toilet bowl sanitary
Lime scale remover
Lime (scale) & rust remover
Make your bowl look like you clean it everyday (even though you don't)
Maximum (cleaning power) (stain fighting power)
Maximum stain fighting (power) (and complete disinfection)
Maximum power [(cleaner) (cleaning)]
Mineral dissolving action
(Penetrates) (Dissolves) (Removes) (Destroys) even the toughest {insert soils from list on page 8}
(Penetrates) (Loosens) (Eliminates) (tough) stains (like) (insert soils from list on page 8)
Powerful cleaner for the toilet bowl
Powerful cleaning (formula)
Powerful cleaning formula dissolves tough stains
Powerful stain (fighting) (fighter)
Powers out {insert soils from list on page 8}
Powers through (thru) hard water stains
Prevents the build-up of {insert soils from list on page 8} in the ('S' bend) (and) (pipes) when used
Prevents the build-up of {insert soils from list on page 8} in the 'S' bend and pipes when used regularly to help water flow optimally
Professional strength cleaning
Quickly removes {insert soils from list on page 8}
Reduces odor-causing bacteria
Reduces odor-causing bacteria above and below the waterline
Reduces odor-causing bacteria in toilets
Releases powerful cleaning agents on contact
Removes {insert soils from list on page 8} (above) (and) (below) (the waterline)
Removes {insert soils from list on page 8} through the 'S' bend (and pipes)
Removes lime and (&) rust
Removes odors
Removes offensive odors from toilets
Removes rust and (&) mineral stains
Removes rust stains and (&) mineral stains
Removes stains fast with less work
Removes stains right before your eyes
Removes tough rust and (&) mineral stains
Removes (tough) rust (stains)
Removes tough stains (on contact)
Stain grabbing power
(Starts to) Dissolve(s) {insert soils from list on page 8} right before you eyes
Starts to dissolve stains instantly
(Starts to) remove (dissolve) stains (on contact) (instantly)
Starts to remove stains on contact
Strong enough for the dirtiest toilet bowl
Strong enough to clean the dirtiest toilet bowl
The professional strength cleaning power leaves the bowl sanitary
(The) Toughest stains (instantly) disappear
Tough cleaning power
Use daily to prevent build-up of (lime scale) (rust) stains
Use regularly to help prevent (build-up of) {insert soils from list on page 8}
Use regularly to maintain a clean, fresh and shiny toilet bowl (even under the rim)
Watch {insert soils from list on page 8} (start to) disappear
Watch {insert soils from list on page 8} (start to) (disappear) (dissolve) right before your eyes
Watch stains disappear right before your eyes
Watch the toughest stains disappear

Note: Bracketed information is denoted as: <<directive>>, {insert as noted}, (optional text), [required qualifier].
The term "this product" used throughout this document may be replaced with the marketed product brand name.
To use the term "germ*" the product must be efficacious against 2 of the 3 major classes of organisms.
The product label must identify the specific bacteria*, virus*, fungus* & mold*.
The term (x) is a placeholder that represents a number between 1 and 99.

<< USE SITE / SURFACES / SOILS >>
<< May be listed on product label in the singular / plural form >>


Use Sites:	Clinics Day Care Centers Dental Offices Doctor Offices Health Care Facilities Homes (Households)	Hospitals Hotels / Motels Infirmaries Institutions Laboratories	Nursing Homes Office Buildings Physician's Offices Restaurants Schools
Surfaces:	Bidets Toilets Urinals	Porcelain Vitreous china	
Soils:	Hard water Lime Lime scale Mineral	Organic soil Rust Toilet rings	Build-up Deposits Stains

<< SANITIZING CLAIMS – Hard, non-porous, non-food contact surface >>

- Kills bacteria in seconds***
- Kills 99.9% of bacteria in seconds***
- Kills 99.9% of bacteria commonly found in toilets in 30 seconds***
- Kills 99.9% of common bacteria***
- Kills 99.9% of (household) bacteria***
- Kills 99.9% of (household) bacteria in 30 seconds***
- Kills 99.9% of (household) bacteria in 30 seconds above the waterline***
- Kills in 30 seconds: (Enterobacter aerogenes) (Escherichia coli O157:H7) (and) (Staphylococcus aureus)
- Leaves your toilet bowl sanitized
- Sanitizes toilet surfaces in 30 seconds***
- Sanitizes in 30 seconds: (Enterobacter aerogenes) (Escherichia coli O157:H7) (and) (Staphylococcus aureus)

<< SUPPORTING SANITIZING CLAIM QUALIFIER >>

*** Kills 99.9% of (Enterobacter aerogenes) (Escherichia coli O157:H7) (and) (Staphylococcus aureus) inside the toilet above the waterline in 30 seconds.



Note: Bracketed information is denoted as: <<directive>>, {insert as noted}, (optional text), [required qualifier].
 The term "this product" used throughout this document may be replaced with the marketed product brand name.
 To use the term "germ" the product must be efficacious against 2 of the 3 major classes of organisms.
 The product label must identify the specific bacteria*, virus*, fungus* & mold*.
 The term (x) is a placeholder that represents a number between 1 and 99.

13/17

<< DISINFECTING CLAIMS – Hard, non-porous surface >>

Cleans and disinfects the bowl and beyond
Disinfects above and below the waterline
Disinfects and breaks down stains
Disinfects and deodorizes by killing common bathroom germs**
Disinfects and sanitizes toilets, (bidets) (and) (urinals)
Disinfects beyond the bowl (and) (in the mouth trap)
Disinfects in 10 minutes
Disinfects in hard to reach areas (like) (under the rim) (and) (into the 'S' bend)
Disinfects, sanitizes and deodorizes by killing common (household) germs** and controlling their odors
Disinfects the bowl and beyond (in the mouth trap) (where you can't see)
Disinfects the bowl (and in the mouth trap)
Disinfects where you can't see (under the rim)
Easily and effectively disinfects toilet bowls (and urinals)
Gives you (full) (complete) (total) disinfection inside the toilet
Helps reduce germs by killing bacteria and viruses found in the toilet
It clings to the surface to kill germs** and clean tough stains
Kills bacteria*
Kills (more than) (99.9% of) bacteria and (&) viruses**
Kills (more than) (99.9% of) viruses and (&) bacteria**
Kills (99.9% of) bacteria and (&) viruses above and below the waterline**
Kills (99.9% of) bacteria and (&) viruses in hard to reach areas (like) (under the rim) (and) (into the 'S' bend)**
Kills (99.9% of) bacteria and (&) viruses where you can't see (like) (under the rim) (and) (into the 'S' bend)**
Kills (99.9% of) Germs**
Kills (99.9% of) germs above and below the waterline**
Kills (99.9% of) germs beyond the bowl in the mouth trap**
Kills (99.9% of) germs in hard to reach areas**
Kills (99.9% of) germs in hard to reach areas (like) (under the rim) (and) (into the 'S' bend)**
Kills (99.9% of) germs in the bowl and beyond (in the mouth trap)**
Kills (99.9% of) germs in the bowl and in the mouth trap (where you can't see)**
Kills (99.9% of) germs in the bowl and the mouth trap**
Kills (99.9% of) germs where you can't see**
Kills (99.9% of) germs where you can't see (like) (under the rim) (and) (into the 'S' bend)**
Kills (99.9% of) viruses and bacteria**
Kills germs without the harshness of bleach**
Kills household Germs**
Kills (household) (bathroom) (bacteria*) (viruses†) (germs**) in the toilet
Kills in 10 minutes: {insert organisms from list on page 10}
Kills (the) most common germs**
Kills odor-causing bacteria
Kills Rotavirus WA (a leading cause of children's diarrhea) in 30 seconds
Kills the germs** (you know are there but) (you) can't see
Kills the following (bacteria) (and) (viruses): {insert organisms from list on page 10}
Kills the following (germs): {insert organisms from list on page 10}
Kills viruses and bacteria**
May help keep (bacteria*) (viruses†) (bacteria & viruses**) from cross-contamination (throughout the home)
May help keep (germs**) from cross-contamination (throughout the home)
May help prevent (bacteria*) (viruses†) (bacteria & viruses**) from cross-contamination (throughout the home)
May help prevent (germs**) from cross-contamination (throughout the home)
Penetrates to (kill) (eliminate) (and) destroy tough (stains) and bacteria*
Proven to kill: {insert organisms from list on page 10}
Starts killing 99.9% of germs on contact**
Starts to kill 99.9% of germs on contact**
This product is (bactericidal) (and) (virucidal) in killing: {insert organisms from list on page 10}
Total disinfection for inside your toilet (above and below the waterline)

Note: Bracketed information is denoted as: <<directive>>, {insert as noted}, (optional text), [required qualifier].
The term "this product" used throughout this document may be replaced with the marketed product brand name.
To use the term "germ**" the product must be efficacious against 2 of the 3 major classes of organisms.
The product label must identify the specific bacteria*, virus*, fungus* & mold*.
The term (x) is a placeholder that represents a number between 1 and 99.

<< SUPPORTING DISINFECTING CLAIM QUALIFIERS >>

- * Kills (Enterococcus faecalis) (Escherichia coli) (Klebsiella pneumoniae) (Pseudomonas aeruginosa) (Salmonella enterica) (Shigella dysenteriae) (and) (Staphylococcus aureus) (on hard, non-porous surfaces) (in 10 minutes)
- ** Kills (Enterococcus faecalis) (Escherichia coli) (Klebsiella pneumoniae) (Pseudomonas aeruginosa) (Salmonella enterica) (Shigella dysenteriae) (Staphylococcus aureus) (Hepatitis A Virus) (Human Immunodeficiency Virus Type 1) (Poliovirus Type 1) (Rotavirus WA) (on hard, non-porous surfaces) (in 10 minutes).
- † Kills (Hepatitis A Virus) (Human Immunodeficiency Virus Type 1) (Poliovirus Type 1) (and) (Rotavirus WA) (on hard, non-porous surfaces) (in 10 minutes)

This product has been test and found effective against the following micro-organisms:

Bacteria & Virus		
<< Disinfection – Hard, non-porous surfaces >>		
Bacteria (10 minutes)	<u>(ATCC No.)</u>	
Enterococcus faecalis	(828)	(leads to blood infections)
Escherichia coli	(11229)	
Klebsiella pneumoniae	(4532)	(a leading cause of pneumonia & lung illnesses)
Pseudomonas aeruginosa	(15442)	(associated with pneumonia & lung illnesses)
Salmonella enterica	(10708)	(a fecal / orally transmitted bacteria which may lead to food borne disease, food poisoning, diarrhea, dehydration, stomach cramps, fever & vomiting)
Shigella dysenteriae	(11835)	(a leading cause of bloody diarrhea, breaks-down intestinal lining)
Staphylococcus aureus	(6538)	(a leading cause of skin infections, boils, food poisoning, blood infections)
Viruses (10 minutes)	<u>(ATCC No.)</u>	
Hepatitis A Virus	n/a	
Human Immunodeficiency Virus Type 1	n/a	(cause of AIDS Virus)
Poliovirus Type 1	n/a	
Rotavirus WA	(VR-2018)	(a leading cause of infectious diarrhea in children)
Viruses (30 seconds)	<u>(ATCC No.)</u>	
Rotavirus WA	(VR-2018)	(a leading cause of infectious diarrhea in children)
<< Sanitization – Hard, non-porous, non-food contact surfaces >>		
Bacteria (30-seconds)	<u>(ATCC No.)</u>	
Enterobacter aerogenes	(13048)	
Escherichia coli O157:H7	(43888)	
Staphylococcus aureus	(6538)	

Symbol Designation – used on product labels		
Single asterisk (*)	Bacteria *	Used for identifying disinfection against specific bacteria
Dagger (†)	Viruses †	Used for identifying disinfection against specific viruses
Double asterisk (**)	Germ **	Used for identifying disinfection against specific bacteria & viruses / fungi
Triple asterisk (***)	Sanitizes ***	Used for identifying sanitization against specific bacteria
Double dagger (††)	Allergens ††	Used for identifying the removal of specific non-living allergens

Note: Bracketed information is denoted as: <<directive>>, {insert as noted}, (optional text), [required qualifier].
 The term "this product" used throughout this document may be replaced with the marketed product brand name.
 To use the term "germ***" the product must be efficacious against 2 of the 3 major classes of organisms.
 The product label must identify the specific bacteria*, virus*, fungus* & mold*.
 The term (x) is a placeholder that represents a number between 1 and 99.

<< USE DIRECTIONS >>

DIRECTIONS FOR USE: It is a violation of Federal law to use this product in a manner inconsistent with its labeling. Read the entire label before using product.

To Open Child Resistant Cap: Hold bottle firmly with one hand on a flat surface. With other hand, squeeze sides of cap where indicated while turning counterclockwise. Do not remove cap. **Avoid squeezing bottle when opening.** To reseal, twist cap clockwise until tightly closed.

<< Optional Side panel pictogram – can only be used in conjunction with required back panel instructions >>

<< Non-removable Pictogram text >>



1. Place fingers on marked cap ridges.
 2. Squeeze cap firmly and turn counterclockwise until it stops. Do not remove cap.
 3. To reseal, squeeze cap again and turn clockwise.
- DO NOT squeeze bottle when opening.

To Open Child Resistant Cap:

1. Place fingers on marked cap ridges.
2. Squeeze cap firmly and turn counterclockwise until it stops. **Do not remove cap.**
3. To reseal, squeeze cap again and turn clockwise.
DO NOT squeeze bottle when opening.

To Clean / Disinfect (/ Sanitize) (and Remove Allergens††):

1. Flush toilet before cleaning.
2. Apply 4 oz. to coat the bowl including under the rim. **Do not close lid.**
3. **To Clean:** Scrub entire bowl and under rim thoroughly.
Disinfect: Let sit for 10 minutes. (**Sanitize:** Let sit for 30 seconds.)
Then flush.
- (4. Rinse brush in fresh water after use.)
(Repeat if needed.)

To Remove Tough Stains: Apply a generous amount of liquid directly onto the tough stains. For severe rust stains, if possible, remove water from bowl first. Let soak for 15 minutes. **Do not close lid.** Follow cleaning directions above. Repeat if necessary.

This product has been specially formulated for use only in (vitreous china) (glazed porcelain) toilet bowls (bidets) (and urinals). It should not be used or placed on toilet bowl lids, vanities, sinks, bathtubs, cabinets, countertops, rugs, etc. Clean up spills and drips immediately. **Do not use with chlorine bleach or any other chemical products.** Will not harm plumbing or septic systems.

<< Additional USE DIRECTIONS (claim specific) – Specific to Professional Branded products Only >>

KILLS HUMAN IMMUNODEFICIENCY VIRUS TYPE 1 [HIV-1 AIDS Virus] ON PRE-CLEANED ENVIRONMENTAL SURFACES / OBJECTS PREVIOUSLY SOILED WITH BLOOD / BODY FLUIDS, in health care settings or other settings in which there is an expected likelihood of soiling of inanimate surfaces / objects with blood or body fluids; and in which the surfaces / objects likely to be soiled with blood or body fluids can be associated with the potential for transmission of Human Immunodeficiency Virus Type 1 [HIV-1] [associated with AIDS].

SPECIAL INSTRUCTIONS FOR CLEANING AND DECONTAMINATION AGAINST HIV-1 OF SURFACES / OBJECTS SOILED WITH BLOOD / BODY FLUIDS:

PERSONAL PROTECTION: When handling items soiled with blood or body fluids, use disposable latex gloves, gowns, masks and eye coverings.

CLEANING PROCEDURES: Blood and other body fluids must be thoroughly cleaned from surfaces and objects before application of this product.

CONTACT TIME: Allow surface / object to remain wet for 30 seconds.

DISPOSAL OF INFECTIOUS MATERIALS: Blood and other body fluids must be autoclaved and disposed of according to local regulations for infectious waste disposal.

Note: Bracketed information is denoted as: <<directive>>, {insert as noted}, (optional text), [required qualifier].
The term "this product" used throughout this document may be replaced with the marketed product brand name.
To use the term "germ*" the product must be efficacious against 2 of the 3 major classes of organisms.
The product label must identify the specific bacteria*, virus*, fungus* & mold*.
The term (x) is a placeholder that represents a number between 1 and 99.

16/17

<< PRECAUTIONARY / FIRST AID / CHEMICAL HAZARD / STORAGE & DISPOSAL INSTRUCTIONS >>

PRECAUTIONARY STATEMENTS: Hazards to Humans and Domestic Animals

DANGER: CORROSIVE. Causes irreversible eye damage and skin burns. Harmful if swallowed. Do not get in eyes, on skin or on clothing. Wear protective eyewear [safety glasses / goggles], protective gloves and protective clothing. Wash thoroughly with soap and water after handling and before eating, drinking, chewing gum, using tobacco or using the toilet. Remove and wash contaminated clothing before reuse. Do not breathe vapor or fumes. Keep out of reach of children.

<< NOTE: First Aid statement may not appear in "box" format for 16 & 24 oz. individual containers due to label constraint >>

FIRST AID	
If in Eyes	<ul style="list-style-type: none"> • Hold eye open and rinse slowly and gently with water for 15-20 minutes. • Remove contact lenses, if present, after the first 5 minutes, then continue rinsing eye. • Call a Poison Control Center or doctor for treatment advice.
If on Skin or Clothing	<ul style="list-style-type: none"> • Take off contaminated clothing. • Rinse skin immediately with plenty of water for 15-20 minutes. • Call a Poison Control Center or doctor for treatment advice.
If Swallowed	<ul style="list-style-type: none"> • Call a Poison Control Center or doctor immediately for treatment advice. • Have person sip a glass of water if able to swallow. • Do not induce vomiting unless told to do so by the Poison Control Center or doctor. • Do not give anything by mouth to an unconscious person.
If Inhaled	<ul style="list-style-type: none"> • Move person to fresh air. • If person is not breathing, call 911 or an ambulance, then give artificial respiration, preferably by mouth-to-mouth if possible. • Call a Poison Control Center or doctor for further treatment advice.
CONTACT NUMBER	
Questions? Comments or In case of an emergency call toll free (1-800-228-4722) (1-800-677-9218). Have the product container or label with you when calling a Poison Control Center or doctor or going for treatment.	
NOTE TO PHYSICIAN	
Probable mucosal damage may contraindicate the use of gastric lavage.	

<< STORAGE & DISPOSAL – Residential containers >>

STORAGE AND DISPOSAL:

- STORAGE:** Store in original container, in a cool, well-ventilated area, inaccessible to small children. Keep securely closed.
- PESTICIDE DISPOSAL:** To avoid waste, use all material in this container according to label directions.
- CONTAINER DISPOSAL:** Non-refillable container. Do not reuse or refill this container. If empty: Place in trash or offer for recycling, if available. If partly filled: Call your local solid waste agency for disposal instructions.

<< STORAGE & DISPOSAL – Commercial / Institutional / Industrial containers >>

(NOTE: Residue removal statement is not applicable for this container because it has a CRC plug making it inherently non-refillable.)

STORAGE AND DISPOSAL:

- Do not contaminate water, food, or feed by storage and disposal.
- STORAGE:** Store in original container in a cool, well-ventilated area, inaccessible to children. Keep securely closed.
- PESTICIDE DISPOSAL:** Pesticide wastes may be hazardous. Improper disposal of excess pesticide, spray mixture or rinsate is a violation of Federal Law. If these wastes cannot be disposed of by use according to the label directions, contact your State Pesticide or Environmental Control Agency, or the Hazardous Waste Representative at the nearest EPA Regional Office for guidance.
- CONTAINER DISPOSAL:** Non-refillable container. Do not reuse or refill this container. (To avoid waste, use all material in this container according to label directions.) If empty: Place in trash or offer for recycling, if available. If partly filled: Call your local solid waste agency for disposal instructions.

Note: Bracketed information is denoted as: <<directive>>, {insert as noted}, (optional text), [required qualifier].
 The term "this product" used throughout this document may be replaced with the marketed product brand name.
 To use the term "germ*" the product must be efficacious against 2 of the 3 major classes of organisms.
 The product label must identify the specific bacteria*, virus*, fungus* & mold*.
 The term (x) is a placeholder that represents a number between 1 and 99.

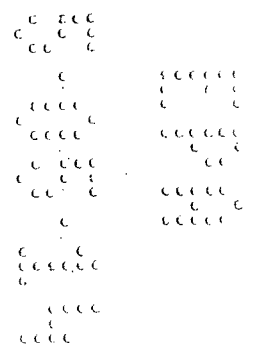
Enlarged View Graphic(s)

<< CRC graphic >>



1. Place fingers on marked cap ridges.
 2. Squeeze cap firmly and turn counterclockwise until it stops. Do not remove cap.
 3. To reseal, squeeze cap again and turn clockwise.
- DO NOT squeeze bottle when opening.

<< 'S' bend graphic >>



Note: Bracketed information is denoted as: <<directive>>, {insert as noted}, (optional text), [required qualifier].
 The term "this product" used throughout this document may be replaced with the marketed product brand name.
 To use the term "germ*" the product must be efficacious against 2 of the 3 major classes of organisms.
 The product label must identify the specific bacteria*, virus*, fungus* & mold*.
 The term (x) is a placeholder that represents a number between 1 and 99.