

777-102

09/22/2011

1/12

UNITED STATES ENVIRONMENTAL PROTECTION AGENCY



UNITED STATES ENVIRONMENTAL PROTECTION AGENCY  
WASHINGTON, DC 20460

SEP 22 2011

OFFICE OF CHEMICAL SAFETY  
AND POLLUTION PREVENTION

Mary C. Pisculli  
Reckitt Benckiser, Inc.  
Morris Corporate Center IV  
399 Interpace Parkway  
Parsippany, NJ 07054-0225

Subject: Lysol Brand TBC with Bleach  
EPA Registration No. 777-102  
Application Dated: August 24, 2011  
Receipt Dated: August 25, 2011

Dear Ms. Pisculli:

This acknowledges receipt of your notification, submitted under the provision of PR Notice 98-10, FIFRA section 3(c)9.

**Proposed Notification:**

- Add the following product performance cleaning claims:
 

Brightens and whitens	Cleans & whites	Fast acting whitening power
Brilliant white cleaning	Whitens & shines	Whitens and shines in seconds
Whitens and shines on contact		

**General Comments:**

Based on a review of the material submitted, the following comments apply:

The notification application is acceptable and a copy has been placed in the file for this product.

Should you have any questions or comments concerning this letter, please contact me at [Harris.Monisha@epa.gov](mailto:Harris.Monisha@epa.gov) or call (703) 308-0410.

Sincerely,  
  
Monisha Harris  
Product Reviewer (32)  
Regulatory Management Branch II  
Antimicrobials Division (7510P)

CONCURRENCES

SYMBOL	7510P	7510P						
SURNAME	Henson	HARRIS						
DATE	9/21/11	9-22-11						



United States  
**Environmental Protection Agency**  
 Washington, DC 20460

- Registration  
 Amendment  
 Other

OPP Identifier Number  
**MP0041**

**Application for Pesticide - Section I**

1. Company/Product Number 777-102	2. EPA Product Manager Wanda Henson	3. Proposed Classification <input checked="" type="checkbox"/> None <input type="checkbox"/> Restricted
4. Company/Product (Name) Lysol Brand TBC with Bleach	PM# # 32	
5. Name and Address of Applicant (Include ZIP Code) Reckitt Benckiser LLC (d/b/a: Reckitt Benckiser) Morris Corporate Center IV 399 Interpace Parkway Parsippany, NJ 07054-0225 <input type="checkbox"/> Check if this is a new address	6. <b>Expedited Review.</b> In accordance with FIFRA Section 3(c)(3) (b)(I), my product is similar or identical in composition and labeling to: EPA Reg. No. _____ Product Name _____	

**Section - II**

Amendment - Explain below.  Final printed labels in response to Agency letter dated \_\_\_\_\_  
 Resubmission in response to Agency letter dated \_\_\_\_\_  "Me Too" Application  
 Notification - Explain below.  Other - Explain below

**Explanation:** Use additional page(s) if necessary. (For Section I and Section II.)

**Notification:** to add the following product performance cleaning claims to the master text label in accordance to PR Notice 98-10, Section II. N.:

Brightens and whitens	Whitens & shines
Brilliant white cleaning	Whitens and shines in seconds
Cleans & whitens	Whitens and shines on contact
Fast acting whitening power	

This notification is consistent with the provisions of PR Notice 98-10 and EPA regulations 40 CFR 152.46, and no other changes have been made to the labeling or the confidential statement of formula of this product. I understand that it is a violation of 18 U.S.C. Sec. 1001 to willfully make any false statement to EPA. I further understand that if this notification is not consistent with the terms of PR Notice 98-10 and 40 CFR 152.46, this product may be in violation of FIFRA and I may be subject to enforcement action and penalties under sections 12 and 14 of FIFRA.

**Section - III**

1. Material This Product Will Be Packaged In:				2. Type of Container	
Child-Resistant Packaging <input checked="" type="checkbox"/> Yes* <input type="checkbox"/> No	Unit Packaging <input type="checkbox"/> Yes <input checked="" type="checkbox"/> No	Water Soluble Packaging <input type="checkbox"/> Yes <input checked="" type="checkbox"/> No		<input type="checkbox"/> Metal	<input checked="" type="checkbox"/> Plastic
*Certification must be submitted		If "Yes" Unit Packaging wgt.	No. per container	If "Yes" Package wgt.	No. per container
3. Location of Net Contents Information <input checked="" type="checkbox"/> Label <input type="checkbox"/> Container		4. Size(s) Retail Container various		5. Location of Label Directions <input checked="" type="checkbox"/> On Label <input type="checkbox"/> On labeling accompanying product	
6. Manner in Which Label is Affixed to Product <input type="checkbox"/> Lithograph <input checked="" type="checkbox"/> Paper glued <input type="checkbox"/> Stenciled <input type="checkbox"/> Other _____					

**Section - IV**

1. Contact Point (Complete items directly below for identification of individual to be contacted, if necessary, to process this application)		
Name Mary C. Pisculli	Title Regulatory & Registration Compliance Specialist	Telephone No. (Include Area Code) 973-404-2715
<b>Certification</b> I certify that the statements I have made on this form and all attachments thereto are true, accurate and complete. I acknowledge that any knowingly false or misleading statement may be punishable by fine or imprisonment or both under applicable law.		6. Date Application Received <b>(Stamped)</b>
2. Signature: 	3. Title: Regulatory & Registration Compliance Specialist	
4. Typed Name: Mary C. Pisculli	5. Date: August 24, 2011	



4/12

<< Front Panel >>

**ACTIVE INGREDIENT:**

Sodium Hypochlorite . . . . . 2.0%

**OTHER INGREDIENTS:** . . . . . 98.0%

**TOTAL:** . . . . . 100.0%

KEEP OUT OF REACH OF CHILDREN

**WARNING:** Eye and skin irritant.

See back (side) panel for additional precautionary statements and first aid. Use only in well-ventilated areas.

NET CONTENTS:	16 FL. OZ. (1 PT.)	473 mL	28 FL. OZ. (1 PT. 12 FL. OZ.)	828 mL
	20 FL. OZ. (1 PT. 4 FL. OZ.)	591 mL	30 FL. OZ. (1 PT. 14 FL. OZ.)	887 mL
	22 FL. OZ. (1 PT. 6 FL. OZ.)	650 mL	32 FL. OZ. (1 QT.)	946 mL
	24 FL. OZ. (1 PT. 8 FL. OZ.)	709 mL	36 FL. OZ. (1 QT. 4 FL. OZ.)	1.06 L
	26 FL. OZ. (1 PT. 10 FL. OZ.)	768 mL	40 FL. OZ. (1 QT. 8 FL. OZ.)	1.18 L
	(2) 24 FL. OZ. (1 PT. 8 FL. OZ.)	709 mL	TOTAL: 48 FL. OZ. (1 QT. 1 PT.)	1.41 L
	(3) 24 FL. OZ. (1 PT. 8 FL. OZ.)	709 mL	TOTAL: 72 FL. OZ. (2 QTS. 8 FL. OZ.)	2.12 L
	(6) 28 FL. OZ. (1 PT. 12 FL. OZ.)	828 mL	TOTAL: 1.31 GAL. (5.25 QTS.)	4.96 L
	(4) 32 FL. OZ. (1 QT.)	946 mL	TOTAL: 1 GAL. (4 QTS.)	3.78 L
	(6) 32 FL. OZ. (1 QT.)	946 mL	TOTAL: 1.5 GAL. (6 QTS.)	5.67 L
	(4) 40 FL. OZ. (1 QT. 8 FL. OZ.)	1.18 L	TOTAL: 1.25 GAL. (5 QTS.)	4.73 L
	(6) 40 FL. OZ. (1 QT. 8 FL. OZ.)	1.18 L	TOTAL: 1.87 GAL. (7.5 QTS.)	7.09 L

<< Front or Back Panel >>

EPA Reg. No.:	777-102			
EPA Est. No.:	777-NJ-2	55179-IN-1	09019-OH-001	68777-NY-1
	777-OH-1	11525-IL-1	09019-OH-002	75371-IN-001
	8791-MO-1	8155-OH-1	312-WI-1	75371-IN-002

<< Back Panel >>

Questions? (symbol of telephone) (Call:) (1-800-228-4722) (1-800-677-9218)  
 For ingredient (and other) information, (www.rbnainfo.com)  
 Distributed by: Reckitt Benckiser Inc., Parsippany, NJ 07054 (-xxxx)  
 Made in {insert country} © RBI {insert year}  
 Contains no phosphates (Phosphate free)  
 This (bottle) (container) is made of 25% post-consumer recycled plastic.  
 Company Logo (Reckitt Benckiser) (rb)

**NOTIFICATION**  
 Date Reviewed: \_\_\_\_\_  
 Reviewed By: \_\_\_\_\_

<< Back Panel – Optional text >>

Consumer Commodity ORM-D  
 Important facts (about this product)  
 Encourage your state and local authorities to establish a program to recycle this (bottle) (container).  
 Recycle Symbol

**IMPORTANT: For directions for use and first aid instructions in Spanish, please call 1-877-843-3817.**

Spanish Translation:

**IMPORTANTE: Para instrucciones de uso y primeros auxilios en español por favor llame al 1-877-843-3817.**

Learn more about (the importance of good hygiene habits) (and the many ways that Lysol® is promoting good hygiene habits) (for your family and community), go to [www.spreadinghealth.com](http://www.spreadinghealth.com).

**Note:** Bracketed information is denoted as: <<directive>>, {insert as noted}, (optional text), [required qualifier].  
 The term "this product" used throughout this document may be replaced with the marketed product brand name.  
 To use the term "germ\*" the product must be efficacious against 2 of the 3 major classes of organisms.  
 The product label must identify the specific bacteria\*, virus\*, fungus\* & mold\*.

<< FRONT or BACK PANEL CLAIMS - use as bullet point or in paragraph format >>


<< INTRODUCTORY 6-mos. CLAIMS – will only appear on graphic labels for the first 6 months the product is on shelf >>

- (New) (Improved) (Formula) (Angel neck bottle) (Cap) (Fragrance) (Pack) (Package) (Scent) (Size)
- (Better) (Improved) (Bowl coverage than before)
- Better reach under the rim
- Better squirting than before
- (Improved) (Better) (Bowl) (Coverage) than (Liquid Bleach) (APC) (other TBCs)

<< PACKAGING CLAIMS >>

- (2 PACK) (3 PACK) (4 PACK) (6 PACK) (x PACK) (x Uses per pack) (x Uses per bottle) (Cleans x toilets) (x Uses)
- (Multi-Pack) (Multi-Toilet Pack) (Value Pack) (Limited Time Value Pack) (Limited Time Value)
- (One for each bathroom) (Place 1 in each bathroom)
- (Great) (Bonus) (Economy) (Value) (Trial) (Pack) (Size) (Mega Value Pack) (Mega Value Size) (Buy x get x free)
- (2 for 1 Pack) (2 in 1 Pack) (32 oz. for the price of 16 oz.)
- (2 x 24 FL. OZ.) (3 x 24 FL. OZ.) (4 x 32 FL. OZ.) (6 x 28 FL. OZ.) (6 x 32 FL. OZ.) (4 x 40 FL. OZ.) (6 x 40 FL. OZ.)
- More value for same price; now also removes allergens††
- (Bonus 50%) (50% Free) (16 oz. for Free) (32 oz. for the price of 16 oz.)
- (Bonus 40%) (40% Free) (16 oz. for Free) (40 oz. for the price of 24 oz.)
- (Bonus 33%) (33% Free) (8 oz. for Free) (32 oz. for the price of 24 oz.) (24 oz. for the price of 16 oz.)
- (Bonus 25%) (25% Free) (8 oz. for Free) (40 oz. for the price of 32 oz.)
- (Money back guarantee) (Your # 1 choice) (Take the Lysol® Challenge) (Try it yourself) (or) (Get your money back)

- Angle neck bottle (for easy under-the-rim cleaning)
- Best value bottle
- Buy me again
- Contains up to x uses
- Convenient cap
- Designed for (more) (better) dispensing
- Easy grip bottle
- Easy to close
- Easy to reach under the rim
- (Easy) (Easier) to (open) (squeeze) cap
- Easy to use (bottle)
- Helps reach under the rim
- Leak-proof cap
- Long (angle) neck bottle (reaches under the rim)
- Non-drip
- Non-removable cap
- Quick(er) to open
- Removable cap
- (Repurchase time) (Shopping time) (Time to replace)
- Specially designed angle neck – gets all the way up under the rim
- (Specially) designed (cap) for better (bowl) coverage
- (Unique) Angle neck bottle (for hard to reach areas) (reaches under the rim)



**Note:** Bracketed information is denoted as: <<directive>>, {insert as noted}, (optional text), [required qualifier].  
 The term "this product" used throughout this document may be replaced with the marketed product brand name.  
 To use the term "germ\*" the product must be efficacious against 2 of the 3 major classes of organisms.  
 The product label must identify the specific bacteria\*, virus\*, fungus\* & mold\*.

6/12

<< MARKETING CLAIMS >>

(Bactericidal) (Deodorizer) (Disinfectant) (Disinfects) (Sanitizer) (Sanitizes) (Virucidal†)

(Complete Clean) (Completely) (Easily) (Effective) (Effectively) (Quickly) (Thoroughly) (Cleans) (Shines) (Whitens) (Deodorizes) (Fast / Easy / Effective) (Toilet Bowl Cleaner) (With Bleach) (Toilet Odor Control) (Toilet Bowl Disinfectant)

(Easy to use) (Non-abrasive) (Thick Clinging) (Thick Formula) (Thick Gel) (Thick Liquid) (Formula)

(Maximum) (Max) (Improved) (Bowl) (Coverage) (Power) (Clean) (Cleaning action) (Cleaner) (Cleaning) (5X (the) Cleaning Power)

2-in-1 (Formula): (Cleans, Disinfects)

Triple Action (Formula): (Cleans, Disinfects, Deodorizes)

3-in-1 (Formula): (Cleans, Disinfects, Deodorizes) (Cleans, Disinfects, Refreshens) (Cleans, Disinfects, Sanitizes)

4-in-1 (Formula): (Cleans, Disinfects, Deodorizes, Sanitizes)

Clean Fresh Scent  
Confidence of Lysol®  
Contains a detergent cleaner plus chlorine bleach  
Fresh Clean Scent  
Great for everyday (cleaning) (deodorizing) (disinfecting) (and) (&) (sanitizing)  
Meets AOAC Use-dilution Efficacy test standards for hospital disinfectant toilet bowl cleaners

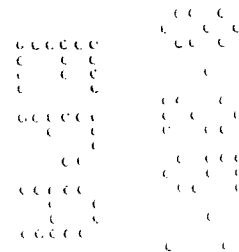
This product contains no phosphates and is germicidal when used as directed for disinfecting.

<< PERFORMANCE CLAIMS >>

Brightens and whites  
Brilliant white cleaning  
Cleans & whitens  
Disinfectant power of Lysol®  
Fast acting whitening power  
Great whitening power  
Has a clean (fresh) (pleasant) scent  
Leaves a fresh clean scent  
Leaves bowl disinfected, clean and shiny  
Leaves toilet bowl sparkling clean and disinfected  
No hard scrubbing  
Non-abrasive formula (won't scratch your bowl)  
Power of bleach  
Thick liquid coats the bowl for better cleaning  
Thick liquid formula sticks to the bowl for better cleaning  
Thick powerful formula  
Whitens (and) brightens toilet bowl  
Whiten & shines  
Whitens and shines in seconds  
Whitens and shines on contact  
Whitens as it cleans

<< USAGE CLAIMS >>

Can be used in white and colored bowls  
For better results use at least (once) (twice) a week  
For use in (toilet bowls) (bidets) (and) (urinals)  
(Intended) For use (only) in {insert site}



**Note:** Bracketed information is denoted as: <<directive>>, {insert as noted}, (optional text), [required qualifier].  
The term "this product" used throughout this document may be replaced with the marketed product brand name.  
To use the term "germ\*" the product must be efficacious against 2 of the 3 major classes of organisms.  
The product label must identify the specific bacteria\*, virus\*, fungus\* & mold\*.

<< CLEANING / DEODORIZING CLAIMS >>

- Brightens as it cleans
- Cleans & Deodorizes
- Cleans above and below the waterline
- Cleans and disinfects above and below the waterline
- Cleans as it disinfects
- Cleans, disinfects and deodorizes even under the rim
- Cleans, disinfects and sanitizes the bowl
- Cleans everyday toilet bowl dirt and grime
- Cleans with the power of bleach
- Clings around the bowl
- Controls toilet odors
- Deep Down Clean
- For a (bright) (shiny) (white) (clean) toilet bowl
- (Helps) (Remove(s) Toilet Rings
- Powerful cleaning (formula)
- Removes tough stains
- Use daily to help maintain a clean, fresh and shiny toilet bowl (even under the rim)

<< CLEANING CLAIMS – Non-Living Allergens†† >>

- Controls {insert allergen soils}
- Controls allergens††
- Controls (the most common) (household) allergens†† (in your bowl)
- Eliminates {insert allergen soils}
- Eliminates allergens††
- Eliminates (the most common) (household) allergens†† (in your bowl)
- (Even) Removes allergens†† (hiding under the rim)
- Neutralizes {insert allergen soils}
- Neutralizes allergens††
- Neutralizes (the most common) (household) allergens†† (in your bowl)
- Reduces {insert allergen soils}
- Reduces allergens††
- Reduces (the most common) (household) allergens†† (in your bowl)
- Removes {insert allergen soils}
- Removes allergens††
- Removes (the most common) (household) allergens†† (in your bowl)
- This product removes the following allergens: {insert allergen soils}

<< INSERT >>

Use Sites:	Clinics Day Care Centers Dental Offices Doctor Offices Health Care Facilities Homes (Households)	Hospitals Hotels / Motels Infirmarys Institutions Laboratories	Nursing Homes Office Buildings Physician's Offices Restaurants Schools
Surfaces:	Bidets Toilets Urinals	Porcelain Vitreous china	
Soils:	Organic		
Non-Living Allergen Soils††:	Cat dander Cockroach debris Cockroach matter Cockroach particles	Dog dander Dust mite debris Dust mite matter Dust mite particles	Pet dander Pet hair allergens Pollen particles

**Note:** Bracketed information is denoted as: <<directive>>, {insert as noted}, (optional text), [required qualifier].  
 The term "this product" used throughout this document may be replaced with the marketed product brand name.  
 To use the term "germ\*\*" the product must be efficacious against 2 of the 3 major classes of organisms.  
 The product label must identify the specific bacteria\*, virus\*, fungus\* & mold\*.

8/12

<< SANITIZING CLAIMS – Hard, non-porous, non-food contact surfaces >>

Kills 99.9% of bacteria in seconds\*\*\*  
Kills in 30 seconds: {insert organisms}  
Sanitizes in 30 seconds: {insert organisms}

Back Panel Sanitization Qualifier – must appear before Directions For Use:

\*\*\*Kills 99.9% of (Campylobacter jejuni) (Enterobacter aerogenes) (Escherichia coli O157:H7) (Listeria monocytogenes) (Pseudomonas aeruginosa) (Salmonella enterica) (Staphylococcus aureus) (and) (Vibrio cholerae) (on hard, non-porous surfaces in 30 seconds.)

<< DISINFECTING CLAIMS >>


Disinfects, deodorizes and kills odor-causing bacteria  
Disinfects under the rim  
Disinfects with bleach  
Effective against: {insert organisms}  
(Even) removes mold allergens and mildew hiding under the rim††  
Gives you (full) (complete) (total) disinfection inside the toilet  
Helps reduce germs\*\* by killing bacteria and viruses found in the toilet  
Kills bacteria\*  
Kills (more than) (99.9% of) bacteria and (&) viruses\*\*  
Kills (more than) (99.9% of) viruses and (&) bacteria\*\*  
Kills (99.9% of) bacteria and (&) viruses above and below the waterline\*\*  
Kills (99.9% of) Germs\*\*  
Kills (99.9% of) germs above and below the waterline\*\*  
Kills (99.9% of) germs in hard to reach areas\*\*  
Kills (99.9% of) germs where you can't see\*\*  
Kills household Germs\*\*  
Kills in 5 minutes: {insert organisms}  
Kills mold  
Kills (the) most common germs\*\*  
Kills odor causing bacteria\*  
Kills the following (bacteria) (and) (viruses): {insert organisms}  
Kills the following (germs): {insert organisms}  
Kills viruses†  
Proven to kill: {insert organisms}  
Removes mold allergens††  
Total disinfection for inside your toilet (above and below the waterline)

Back Panel Disinfection Qualifiers – must appear before Directions For Use:

\* Kills: (Campylobacter jejuni) (Enterococcus faecalis) (Pseudomonas aeruginosa) (Salmonella enterica) (and) (Staphylococcus aureus) (on hard, non-porous surfaces.)

\*\* Kills: (Campylobacter jejuni) (Enterococcus faecalis) (Pseudomonas aeruginosa) (Salmonella enterica) (Staphylococcus aureus) (Herpes Simplex Virus Type 1 & 2) (Human Immunodeficiency Virus Type 1 [AIDS Virus]) (Rhinovirus Type 39) (Rotavirus WA) (Aspergillus niger) (and) (Trichophyton mentagrophytes) (on hard, non-porous surfaces.)

† Kills: (Herpes Simplex Virus Type 1 & 2) (Human Immunodeficiency Virus Type 1 [AIDS Virus]) (Rhinovirus Type 39) (and) (Rotavirus WA) (on hard, non-porous surfaces.)



**Note:** Bracketed information is denoted as: <<directive>>, {insert as noted}, (optional text), [required qualifier].  
The term "this product" used throughout this document may be replaced with the marketed product brand name.  
To use the term "germ\*\*" the product must be efficacious against 2 of the 3 major classes of organisms.  
The product label must identify the specific bacteria\*, virus\*, fungus\* & mold\*.



<< INSERT >>

MICROORGANISMS – must be identified by genus & species.

Disinfection – Hard, non-porous surfaces:

5-min. against Bacteria:

Campylobacter jejuni	(ATCC # 29428)
Enterococcus faecalis	(ATCC # 828)
Pseudomonas aeruginosa	(ATCC # 15442)
Salmonella enterica	(ATCC # 10708)
Staphylococcus aureus	(ATCC # 6538)

5-min. against Viruses†:

Herpes Simplex Virus Type 1	(ATCC # VR-733)
Herpes Simplex Virus Type 2	(ATCC # VR-734)
Human Immunodeficiency Virus Type 1 [HIV-1]	(ATCC # VR-340)
Rhinovirus Type 39	(ATCC # VR-2018)
Rotavirus WA	(ATCC # VR-2018)

5-min. against Fungi:

Aspergillus niger (††)	(ATCC # 6275 & 16404)	(mold & mildew)
Trichophyton mentagrophytes	(ATCC # 9533)	(Athlete's Foot Fungus)


Sanitization – Hard, non-porous, non-food contact surfaces:

30-sec. against Bacteria:

Campylobacter jejuni	(ATCC # 29428)
Enterobacter aerogenes	(ATCC # 13048)
Escherichia coli O157:H7	(ATCC # 43888)
Listeria monocytogenes	(ATCC # 19111)
Pseudomonas aeruginosa	(ATCC # 15442)
Salmonella enterica	(ATCC # 10708)
Staphylococcus aureus	(ATCC # 6538)
Vibrio cholerae	(ATCC # 11623)

Symbol Designation – used on product labels:

Single asterisk (*)	Bacteria*	used for identifying disinfection against specific bacteria
Dagger (†)	Viruses†	used for identifying disinfection against specific viruses
Double asterisk (**)	Germ**	used for identifying disinfection against specific bacteria and virus or fungi
Triple asterisk (***)	Sanitizes***	used for all claims of sanitization against specific bacteria
Double Dagger (††)	Allergens††	used for identifying removal claims against specific allergens



**Note:** Bracketed information is denoted as: <<directive>>, {insert as noted}, (optional text), [required qualifier].  
The term "this product" used throughout this document may be replaced with the marketed product brand name.  
To use the term "germ\*\*\*" the product must be efficacious against 2 of the 3 major classes of organisms.  
The product label must identify the specific bacteria\*, virus\*, fungus\* & mold\*.

<< USE DIRECTIONS >>

**DIRECTIONS FOR USE:** It is a violation of Federal law to use this product in a manner inconsistent with its labeling. Read the entire label before using product.

**Apply Carefully – Contains Bleach**

(This product) should not be used or placed on toilet bowl lids, vanities, sinks, bathtubs, cabinets, countertops, rugs, etc. Clean up spills and drips immediately. Will not harm plumbing or septic systems.

<< OPENING INSTRUCTIONS >>

**To Open Child Resistant Cap:** Hold bottle firmly with one hand on a flat surface. With other hand, while pushing down on top of cap, turn cap counterclockwise. **Avoid squeezing bottle when opening.** To reseal, twist cap clockwise until tightly closed.

**To Open Child Resistant Cap:** Hold bottle firmly with one hand on a flat surface. With other hand, squeeze sides of cap where indicated while turning counterclockwise. (Do not remove cap.) **Avoid squeezing bottle when opening.** To reseal, twist cap clockwise until tightly closed.

<< Non-removable cap >>

**To Open Child Resistant Cap:** Hold bottle firmly with one hand. **DO NOT SQUEEZE BOTTLE WHEN OPENING.** With other hand:  
1. Place fingers on marked ridges on opposite sides of cap.  
2. Squeeze cap firmly and turn counterclockwise until it stops. **Do not remove cap.**  
3. To reseal, squeeze cap again and turn clockwise until tightly closed.

<< Removable cap >>

**To Remove Child Resistant Cap:** Hold bottle firmly with one hand. **DO NOT SQUEEZE BOTTLE WHEN OPENING.** With other hand:  
1. Place fingers on marked finger pads on opposite sides of cap.  
2. Squeeze cap firmly and turn counterclockwise to unscrew.  
3. Remove cap. 4. To reseal, replace cap and turn clockwise until tightly closed.

<< Optional Side panel pictograms - can only be used in conjunction with required back panel instructions >>

<< Non-removable >>




- 1. Place fingers on marked cap ridges.
  - 2. Squeeze cap firmly and turn counterclockwise until it stops. **Do not remove cap.**
  - 3. To reseal, squeeze cap again and turn clockwise.
- DO NOT squeeze bottle when opening.

<< Removable – 1 >>



- 1. Place fingers on marked cap finger pads.
  - 2. Squeeze cap firmly and turn counterclockwise to unscrew.
  - 3. Remove cap.
  - 4. To reseal, replace cap and turn clockwise.
- DO NOT squeeze bottle when opening.

<< Removable – 2 >>



- 1. Place fingers on marked cap finger pads.
  - 2. Squeeze cap firmly and turn counterclockwise to unscrew.
  - 3. Remove cap.
  - 4. To reseal, replace cap and turn clockwise.
- Do not squeeze bottle when opening.

<< Pictogram text >>

**To Open Child Resistant Cap:**

- 1. Place fingers on marked cap ridges.
  - 2. Squeeze cap firmly and turn counterclockwise until it stops. **Do not remove cap**
  - 3. To reseal, squeeze cap again and turn clockwise.
- DO NOT** squeeze bottle when opening.

**To Remove Child Resistant Cap:**

- 1. Place fingers on marked cap finger pads.
  - 2. Squeeze cap firmly and turn counterclockwise to unscrew.
  - 3. Remove cap.
  - 4. To reseal, replace cap and turn clockwise.
- DO NOT** squeeze bottle when opening.

**To Remove Child Resistant Cap:**

- 1. Place fingers on marked cap finger pads.
  - 2. Squeeze cap firmly and turn counterclockwise to unscrew.
  - 3. Remove cap.
  - 4. To reseal, replace cap and turn clockwise.
- DO NOT** squeeze bottle when opening.

**Note:** Bracketed information is denoted as: <<directive>>, {insert as noted}, (optional text), [required qualifier].  
The term "this product" used throughout this document may be replaced with the marketed product brand name.  
To use the term "germ\*" the product must be efficacious against 2 of the 3 major classes of organisms.  
The product label must identify the specific bacteria\*, virus\*, fungus\* & mold\*.

11/12

<< CLEANING / DISINFECTING / SANITIZING – Hard, non-porous surfaces & non-porous, non-food contact surfaces >>

**To Clean / Disinfect (/ Sanitize) (and Remove Allergens††) (follow these easy steps):**

1. Flush toilet to remove any excess dirt.
2. {{Direct} (Add)} 3/4 cup [6 oz] of product inside bowl to completely coat the sides of the bowl and under the rim. Clean up spills and drips immediately. (Replace cap securely.) **Do not close toilet bowl lid.**
3. **Disinfect:** Let stand for at least 5 minutes. (**Sanitize:** Let stand for 30 seconds.)
4. Brush entire bowl to wet surfaces thoroughly, including under the rim, and flush.
5. Rinse brush in fresh water after use. Repeat if necessary.

**To Clean / Disinfect (/ Sanitize) (and Remove Allergens††) (follow these easy steps):**

Flush toilet to remove any excess dirt. {{Direct} (Add)} 3/4 cup [6 oz] of product inside bowl to completely coat the sides of the bowl and under the rim. Clean up spills and drips immediately. (Replace cap securely.) **Do not close toilet bowl lid.** **Disinfect:** Let stand for at least 5 minutes. (**Sanitize:** Let stand for 30 seconds.) Brush entire bowl to wet surfaces thoroughly, including under the rim, and flush. Rinse brush in fresh water after use. Repeat if necessary.

**To Clean / Disinfect (/ Sanitize) (and Remove Allergens††) (follow these easy steps):**

1. Flush toilet.
2. {{Direct} (Add)} 3/4 cup [6 oz] of product inside bowl to completely coat the sides of the bowl and under the rim. Clean up spills and drips immediately. (Replace cap securely.) **Do not close toilet bowl lid.**
3. **Disinfect:** Let stand for at least 5 minutes. (**Sanitize:** Let stand for 30 seconds.)
4. Brush entire bowl (to wet surfaces thoroughly, including under the rim,) and flush.
5. Rinse brush in fresh water after use.) (Repeat if necessary.)

**To Clean / Disinfect (/ Sanitize) (and Remove Allergens††) (follow these easy steps):**

1. Flush toilet.
2. Apply 6 oz. (of product) under and around the rim (to coat the bowl). **Do not close toilet bowl lid.** (Replace cap securely.)
3. **Disinfect:** Let stand for 5 minutes. (**Sanitize:** Let stand for 30 seconds.)
4. Brush (entire bowl) thoroughly and flush.
5. Rinse brush in fresh water after use.) (Repeat if necessary.)

<< IMPORTANT: The following is required for Professional use products making claims against HIV-1 AIDS Virus: >>

**KILLS HUMAN IMMUNODEFICIENCY VIRUS TYPE 1 [HIV-1 AIDS Virus] ON PRE-CLEANED ENVIRONMENTAL SURFACES / OBJECTS PREVIOUSLY SOILED WITH BLOOD / BODY FLUIDS**, in health care settings or other settings in which there is an expected likelihood of soiling of inanimate surfaces / objects with blood or body fluids; and in which the surfaces / objects likely to be soiled with blood or body fluids can be associated with the potential for transmission of Human Immunodeficiency Virus Type 1 [HIV-1] [associated with AIDS].


**SPECIAL INSTRUCTIONS FOR CLEANING AND DECONTAMINATION AGAINST HIV-1 OF SURFACES / OBJECTS SOILED WITH BLOOD / BODY FLUIDS:**

**PERSONAL PROTECTION:** When handling items soiled with blood or body fluids, use disposable latex gloves, gowns, masks and eye coverings.

**CLEANING PROCEDURES:** Blood and other body fluids must be thoroughly cleaned from surfaces and objects before application of this product.

**CONTACT TIME:** Allow surface / object to remain wet for 30 seconds.

**DISPOSAL OF INFECTIOUS MATERIALS:** Blood and other body fluids must be autoclaved and disposed of according to local regulations for infectious waste disposal.



**Note:** Bracketed information is denoted as: <<directive>>, {insert as noted}, (optional text), [required qualifier].  
The term "this product" used throughout this document may be replaced with the marketed product brand name.  
To use the term "germ\*" the product must be efficacious against 2 of the 3 major classes of organisms.  
The product label must identify the specific bacteria\*, virus\*, fungus\* & mold\*.

12/12

<< PRECAUTIONARY / FIRST AID / STORAGE-DISPOSAL INSTRUCTIONS >>

**PRECAUTIONARY STATEMENTS:** Hazards to Humans and Domestic Animals

**WARNING:** Causes eye and skin irritation. Do not get in eyes, on skin or on clothing. Vapors may irritate. Use only in well-ventilated areas. Avoid prolonged breathing of vapors. Not recommended for use by persons with heart conditions or chronic respiratory problems such as asthma, emphysema or obstructive lung disease. Harmful if swallowed. For sensitive skin or prolonged use, wear rubber gloves.

NOTE: First Aid statement may not appear in "box" format for 16 & 24 oz. individual containers due to label constraint

FIRST AID	
<b>If in Eyes</b>	<ul style="list-style-type: none"> <li>Hold eye open and rinse slowly and gently with water for 15-20 minutes.</li> <li>Remove contact lenses, if present, after the first 5 minutes, then continue rinsing eye.</li> <li>Call a Poison Control Center or doctor for treatment advice.</li> </ul>
<b>If on Skin or Clothing</b>	<ul style="list-style-type: none"> <li>Take off contaminated clothing.</li> <li>Rinse skin immediately with plenty of water for 15-20 minutes.</li> <li>Call a Poison Control Center or doctor for treatment advice.</li> </ul>
<b>If Swallowed</b>	<ul style="list-style-type: none"> <li>Call a Poison Control Center or doctor immediately for treatment advice.</li> <li>Have person sip a glass of water if able to swallow.</li> <li>Do not induce vomiting unless told to do so by the Poison Control Center or doctor.</li> <li>Do not give anything by mouth to an unconscious person.</li> </ul>
<b>If Inhaled</b>	<ul style="list-style-type: none"> <li>Move person to fresh air.</li> <li>If person is not breathing, call 911 or an ambulance, then give artificial respiration, preferably by mouth-to-mouth if possible.</li> <li>Call a Poison Control Center or doctor for further treatment advice.</li> </ul>
CONTACT NUMBER	
Questions? Comments or In case of an emergency call toll free (1-800-228-4722) (1-800-677-9218). Have the product container or label with you when calling a Poison Control Center or doctor, or going for treatment.	

<< PHYSICAL & CHEMICAL HAZARD LANGUAGE >>

**PHYSICAL AND CHEMICAL HAZARDS:** This product contains bleach. Do not mix with other (household) chemicals such as products containing ammonia, toilet bowl cleaners or acid cleaners as hazardous gases may be released.

<< STORAGE & DISPOSAL LANGUAGE – Residential containers >>

**STORAGE AND DISPOSAL:**

**STORAGE:** Store in original container, in a cool, well-ventilated area, inaccessible to small children. Keep securely closed.

**PESTICIDE DISPOSAL:** To avoid waste, use all material in this container according to label directions.

**CONTAINER DISPOSAL:** Non-refillable container. Do not reuse or refill this container. If empty: Place in trash or offer for recycling, if available. If partly filled: Call you local solid waste agency for disposal instructions.

<< STORAGE & DISPOSAL LANGUAGE – Commercial / Institutional / Industrial containers >>

NOTE: Residue removal statement is not be applicable for this container because it has a CRC plug

**STORAGE AND DISPOSAL:**

Do not contaminate water, food, or feed by storage and disposal.

**STORAGE:** Store in original container in a cool, well-ventilated area, inaccessible to children. Keep securely closed.

**PESTICIDE DISPOSAL:** Pesticide wastes may be hazardous. Improper disposal of excess pesticide, spray mixture or rinsate is a violation of Federal Law. If these wastes cannot be disposed of by use according to the label directions, contact your State Pesticide or Environmental Control Agency, or the Hazardous Waste Representative at the nearest EPA Regional Office for guidance.

**CONTAINER DISPOSAL:** Non-refillable container. Do not reuse or refill this container. (To avoid waste, use all material in this container according to label directions.) If empty: Place in trash or offer for recycling, if available. If partly filled: Call your local solid waste agency for disposal instructions.

**Note:** Bracketed information is denoted as: <<directive>>, {insert as noted}, (optional text), [required qualifier].  
The term "this product" used throughout this document may be replaced with the marketed product brand name.  
To use the term "germ\*" the product must be efficacious against 2 of the 3 major classes of organisms.  
The product label must identify the specific bacteria\*, virus\*, fungus\* & mold\*.