

PK 3
769-954
179 1, 27
456608

JAN 14 1994

Sureco, Inc.
c/o Mr. H. R. McLane
H. R. McLane, Inc.
7210 Red Road, Suite 206
Miami, FL 33143

Dear Mr. McLane:

Subject: Amendment - Revisions per Agency letter
dated August 2, 1993
SMCP Diazinon 50 WP
EPA Reg. No. 769-954
Your submission dated December 23, 1993

The labeling referred to above, submitted in connection with a registration under the Federal Insecticide, Fungicide, and Rodenticide Act is acceptable provided the following revisions are made prior to release for shipment under the amended labeling:

- 1) Please capitalize the "F" of "Federal" in the first sentence under the heading DIRECTIONS FOR USE.
- 2) Delete the comma appearing between "Pear Leaf" and Blister Mite Eggs" in the Pest listing for the crop Pears.
- 3) For the crop Beans, delete the NOTE about OP resistant leafminers from the Timing/Special Directions for the pests Leafhoppers and Spider Mites (leafminers are not included in this pest grouping).
- 4) In the last sentence of the Precautions under the heading Lawn Pest Control, add "of" between "1/4 inch" and "water".
- 5) There is an apparent word processing error regarding page order and page numbering. Please correct the page order and numbering as indicated below:

Page Number	
Indicated	Actual
1 - 7	1 - 7
8	10
9	11
10	8
11	9
12 - 14	12 - 14
15	23
16	24
17	21
18	22
19 - 20	19 - 20
21	17
22	18
23	15
24	16
25	25

But unnecessary since EPA Reg. No.,
company name and address appear
at bottom of actual page 24


A stamped copy is enclosed for your records. Please submit five copies of the revised amended label prior to release for shipment. Labeling released for shipment after the deadline imposed by the Diazinon Registration Standard, as amended, must be the revised amended label.

Note that this acceptance of your label does not relieve you of your obligation to comply with the Worker Protection Standard. If any of your products are covered by this standard, you are required to submit, and receive the Agency's approval by April 21, 1994, a revised label reflecting the required label statements of 40 CFR 156, published in the **FEDERAL REGISTER** on August 21, 1992 (57 FR 38102). Further guidance will be issued. According to 40 CFR 156, subpart K, "No product to which this subpart applies shall be distributed or sold without amended labeling by any registrant after April 21, 1994. Please call 1-800-777-2185 if you have any labeling questions regarding the Worker Protection Standard.

Sincerely,

George T. LaRocca
Product Manager (13)
Insecticide Rodenticide Branch
Registration Division (H7505C)

RESTRICTED USE PESTICIDE
DUE TO AVIAN AND AQUATIC TOXICITY
FOR RETAIL SALE TO AND USE ONLY BY CERTIFIED APPLICATORS OR
PERSONS UNDER THEIR DIRECT SUPERVISION AND ONLY FOR THOSE
USES COVERED BY THE CERTIFIED APPLICATOR'S CERTIFICATION.



DIAZINON 50WP

Insecticide

ACCEPTED
with COMMENTS
In EPA Letter Dated

JAN 14 1994

Under the Federal Insecticide,
Fungicide, and Rodenticide Act
as amended, for the pesticide
registered under EPA Reg. No.

769-954

This product must not be used on golf courses
and sod farms

For control of certain insects and mites on fruits,
nuts, vegetables, field crops, lawns and ornamentals.

For specific pests, refer to use directions in booklet.

Active Ingredient: Diazinon: O,O-Diethyl O-(2-isopropyl-6-
methyl-4-pyrimidinyl) phosphorothioate 50%

Inert Ingredients: 50%

Total: 100%

diazinon 50WP is a wettable powder.

KEEP OUT OF REACH OF CHILDREN
CAUTION

Five Pounds
Net Weight

See additional precautionary statements on left panel. See direc-
tions for use on panel at right.

EPA Reg. No. 769-~~954~~ EPA Est. No. 769-GA-1
Manufactured By:

SureCo, Inc.

Fort Valley, GA 31030 U.S.A.

BEST AVAILABLE COPY

FOR SPECIFIC DIRECTIONS FOR USE, SEE BOOKLET IN BOTTOM FLAP OF BAG.

DIAZINON 50 WP is registered for use in or on:

Almonds (CA only)	Cabbage	Dewberries	Loganberries	Peppers	Squash
Apples	Caneberries	(CA, OR, WA only)	(CA, OR, WA only)	Pineapple	Strawberries
Apricots	(CA, OR, WA only)	Endive (Escarole)	Melons	Plums	Sugar Beets
Beans,	Carrots	Fly control in barns	Mushroom Houses	Potatoes**	Sweet Potatoes
(Lima, Pole,	Cauliflower	and animal	Mustard	Prunes	Sweet Corn
and Snap)	Cherries	sleeping quarters*	Nectarines	Radishes	Swiss Chard
(succulent only)	Chinese Broccoli	Grapes	Non-crop Areas	Raspberries	Tomatoes
Beets	Chinese Cabbage	Hops	Onions	(CA, OR, WA only)	Turnips
Blackberries	(Bok choy	Kale	Ornamentals	Seed Treatment,	Turnip Tops
(CA, OR, WA only)	and Napa)	Lawns	Parsley	Planter Box	Walnuts
Boysenberries	Chinese Mustard	(Excludes Golf	Parsnips	(Corn and Succulent	(CA only)
(CA, OR, WA only)	Collards	Courses and	Peasches	Peas and Beans)	
Broccoli	Cranberries	Sod Farms)	Pears	Sheep	
Brussels Sprouts	Cucumbers	Lettuce	Peas (succulent only)	Spinach	

* except dairy barns, milk rooms, and poultry houses

** except commercially-grown potatoes which will be hand-harvested

DIRECTIONS FOR USE AND CONDITIONS OF SALE AND WARRANTY

IMPORTANT: Read the entire Directions for Use and the Conditions of Sale and Warranty before using this product. If terms are not acceptable, return the unopened product container at once.

Conditions of Sale and Warranty

The Directions for Use of this product reflect the opinion of experts based on field use and tests. The directions are believed to be reliable and should be followed carefully. However, it is impossible to eliminate all risks inherently associated with use of this product. Crop injury, ineffectiveness, or other unintended consequences may result because of such factors as weather conditions, presence of other materials, or the manner of use or application all of which are beyond the control of **SureCo** or the Seller. All such risks shall be assumed by the Buyer.

SureCo warrants that this product conforms to the chemical description on the label and is reasonably fit for the purposes referred to in the Directions for Use subject to the inherent risks referred to above. **SureCo** makes no other express or implied warranty of fitness or Merchantability or any other express or implied warranty. In no case shall **SureCo** or the Seller be liable for consequential, special, or indirect damages resulting from the use or handling of this product. **SureCo** and the Seller offer this product, and the Buyer and user accept it, subject to the foregoing Conditions of Sale and Warranty, which may be varied only by agreement in writing signed by a duly authorized representative of **SureCo**.

DIRECTIONS FOR USE

It is a violation of federal law to use this product in a manner inconsistent with its labeling.

FAILURE TO FOLLOW THE DIRECTIONS FOR USE AND PRECAUTIONS ON THIS LABEL MAY RESULT IN POOR INSECT CONTROL, CROP INJURY, OR ILLEGAL RESIDUES.

General Information

This product is a wettable powder which should be mixed with sufficient water to assure thorough coverage unless otherwise noted in the Directions for Use.

Best control is obtained when application is made at first sign of pests. Application should be repeated only as directed to maintain control.

Since this product is a wettable powder formulation, constant agitation is necessary during application.

To avoid spray drift, do not apply under windy conditions. Avoid spray overlap, since crop or plant injury may result.

Do not use on food crops grown in greenhouses.

Work Safety Rules

REPEATED EXPOSURES TO CHOLINESTERASE INHIBITORS SUCH AS ARE CONTAINED IN THIS PRODUCT MAY, WITHOUT WARNING, CAUSE PROLONGED SUSCEPTIBILITY TO VERY SMALL DOSES OF ANY CHOLINESTERASE INHIBITOR.

When handling this product, do not rub eyes or mouth with hands. If you feel sick in any way, STOP work and get help right away. See Practical Treatment section of this label. When handling this product, wear the personal protective equipment listed in the following section.

PERSONAL PROTECTIVE EQUIPMENT

Long-sleeved shirt, long-legged pants, shoes and socks, and chemical-resistant gloves.

Do not apply this product in a way that will contact unprotected workers, either directly or through drift. Only protected handlers may be in the area during application.

Reentry Statement

Twenty-four hours must elapse between the time of application to vegetables, fruits, nuts and field crops and the time a worker enters or is allowed to enter the treated area, unless the person entering the treated area is wearing the personal protective equipment listed above. For lawns, ornamentals, or noncrop areas, do not enter or allow entry into treated areas without personal protective equipment until sprays have dried.

Because certain states may require more restrictive reentry intervals for various crops treated with this product, consult your State Department of Agriculture for further information. (See Note below.)

In vegetables, fruit trees, or field crops, written or oral warnings must be given to workers who are expected to be in a treated area or in an area about to be treated with this product. Oral warnings must inform workers of areas or fields that may not be entered without specific personal protective equipment for 24 hours after application, and appropriate actions to take in case of accidental exposure, as described under Statement of Practical Treatment in the Precautionary Statements on this label. When oral warnings are given, warnings shall be given in a language customarily understood by workers. Oral warnings must be given if there is reason to believe that written warnings cannot be understood by workers. Written warnings must include the following information: **WARNING:** Area treated with this product on (date of application). Do not enter without appropriate personal protective equipment for 24 hours after application. In case of accidental exposure, flush eyes or skin with plenty of water. Call physician if irritation persists. Remove and wash contaminated clothing before reuse.

Note: The California Department of Agriculture has set a 5-day reentry period for diazinon on grapes, peaches, and nectarines. Five days should elapse between the time of application and the time a worker may enter the field to engage in any activity requiring substantial contact with treated foliage. When a mixture of two or more organophosphate pesticides are applied in combination, the interval should be prolonged by adding to the largest applicable interval an additional 50% of that interval.

Chemigation

Refer to supplemental labeling booklet in bottom flap of bag for chemigation use directions for cranberries. Do not apply this product to cranberries through any type of irrigation system unless the specific directions for chemigation are followed.

Do not apply this product to any other crop or site through any type of irrigation system.

Storage and Disposal

Do not contaminate water, food, or feed by storage or disposal. Open dumping is prohibited.

Pesticide: Pesticide wastes are toxic. Improper disposal of excess pesticide, spray mixture, or rinsate is a violation of Federal law. If pesticide, spray mixture or rinsates cannot be disposed of by use according to label instructions, contact your State Pesticide or Environmental Control Agency, or the Hazardous Waste representative at the nearest EPA Regional Office for guidance.

Container: Completely empty bag into application equipment. Then dispose of empty bag in a sanitary landfill or by incineration or, if allowed by state and local authorities, by burning. Stay out of smoke from burning container.

For minor spills, leaks, etc., follow all precautions indicated on this label and clean up immediately. Take special care to avoid contamination of equipment and facilities during cleanup and disposal of wastes. In the event of a major spill, fire, or other emergency, call 1-800-888-8372 day or night.

Precautionary Statements

Hazards to Humans and Domestic Animals

CAUTION

Harmful if swallowed, inhaled or absorbed through skin. Do not breathe dust or spray mist. Avoid contact with skin, eyes, and clothing. Wash thoroughly after handling and before eating and smoking. Remove contaminated clothing and wash before reuse. Avoid contamination of food and feed. Keep out of reach of domestic animals. Do not use on humans or pets. Do not contaminate ornamental fish ponds. Do not permit children or pets to go onto sprayed grass until spray has completely dried. For foliar application to agricultural crops whose culture involves hand labor, there is a 24-hour reentry period (see Reentry Statement). Be sure to read and follow the "Work Safety Rules" that appear in the attached booklet.

Statement of Practical Treatment

If swallowed: Call a physician or Poison Control Center immediately. Drink one or two glasses of water and induce vomiting by touching back of throat with finger. Repeat until vomit fluid is clear. Do not induce vomiting or give anything by mouth if person is unconscious or convulsing.

If inhaled: Remove victim to fresh air. Apply artificial respiration if indicated. Get medical attention.

If on skin: Remove contaminated clothing and wash affected areas thoroughly with soap and water. Get medical attention.

If in eyes: Flush eyes with plenty of water. Call a physician if irritation develops or persists.

Note to Physician: This product is an organophosphate insecticide. If symptoms of cholinesterase inhibition are present, atropine sulfate by injection is antidotal. 2-PAM is also antidotal and may be administered, but only in conjunction with atropine.

Environmental Hazards

This product is highly toxic to birds, fish and other wildlife. Birds, especially waterfowl, feeding or drinking on treated areas may be killed. Because of the migratory habits of Atlantic Coast waterfowl, do not apply this product to lawns in Nassau County, New York between November 1 and May 20. Do not exceed maximum permitted label rates. Rates above those recommended significantly increase potential hazards to birds and waterfowl. Avoid overlapping of sprays. On lawns, if waterfowl, i.e., ducks or geese, can be expected in the treated area after treatment (except spot treatment), apply a minimum of 1/4 inch of water immediately after applying this product. Stop irrigation before puddling occurs. Keep out of lakes, streams, ponds, tidal marshes and estuaries. Do not apply directly to water, to areas where surface water is present, or to intertidal areas below the mean high water mark. Drift and runoff may be hazardous to aquatic organisms in neighboring areas. Shrimp and crab may be killed at application rates recommended on this label. Do not apply where fish, shrimp, crab, and other aquatic life are important resources. Do not contaminate water by cleaning of equipment or disposal of equipment wash waters.

This pesticide is highly toxic to bees exposed to direct treatment or to residues on blooming crops or weeds. Do not apply this pesticide or allow it to drift to blooming crops or weeds if bees are visiting the treatment area.

Physical or Chemical Hazards

Do not use, pour, spill, or store near heat or open flame.

EPA Reg. No. 769-54 EPA Est. No. 769-GA-1

Manufactured By:

SureCo, Inc.

Fort Valley, GA 31030 U.S.A.

DIRECTIONS FOR USE AND CONDITIONS OF SALE AND WARRANTY

IMPORTANT: Read the entire Directions for Use and the Conditions of Sale and Warranty before using this product. If terms are not acceptable, return the unopened product container at once.

Conditions of Sale and Warranty

The Directions for Use of this product reflect the opinion of experts based on field use and tests. The directions are believed to be reliable and should be followed carefully. However, it is impossible to eliminate all risks inherently associated with use of this product. Crop injury, ineffectiveness, or other unintended consequences may result because of such factors as weather conditions, presence of other materials, or the manner of use or application all of which are beyond the control of **SureCo** or the Seller. All such risks shall be assumed by the Buyer.

SureCo warrants that this product conforms to the chemical description on the label and is reasonably fit for the purposes referred to in the Directions for Use subject to the inherent risks referred to above. **SureCo** makes no other express or implied warranty of Fitness or Merchantability or any other express or implied warranty. In no case shall **SureCo** or the Seller be liable for consequential, special, or indirect damages resulting from the use or handling of this product **SureCo** or the Seller offer this product, and the Buyer and user accept it, subject to the foregoing Conditions of Sale and Warranty, which may be varied only by agreement in writing signed by a duly authorized representative of **SureCo**.

DIRECTIONS FOR USE

It is a violation of federal law to use this product in a manner inconsistent with its labeling.

FAILURE TO FOLLOW THE DIRECTIONS FOR USE AND PRECAUTIONS ON THIS LABEL MAY RESULT IN POOR INSECT CONTROL, CROP INJURY, OR ILLEGAL RESIDUES.

General Information

This product is a wettable powder which should be mixed with sufficient water to assure thorough coverage unless otherwise noted in the Directions for Use.

Best control is obtained when application is made at first sign of pests. Application should be repeated only as directed to maintain control.

Since this product is a wettable powder formulation, constant agitation is necessary during application.

To avoid spray drift, do not apply under windy conditions. Avoid spray overlap, since crop or plant injury may result.

Do not use on food crops grown in greenhouses.

Work Safety Rules

REPEATED EXPOSURES TO CHOLINESTERASE INHIBITORS SUCH AS ARE CONTAINED IN THIS PRODUCT MAY, WITHOUT WARNING, CAUSE PROLONGED SUSCEPTIBILITY TO VERY SMALL DOSES OF ANY CHOLINESTERASE INHIBITOR.

When handling this product do not rub eyes or mouth with hands. If you feel sick in any way, STOP work and get help right away. See Practical Treatment section of this label. When handling this product, wear the personal protective equipment listed in the following section.

PERSONAL PROTECTIVE EQUIPMENT

Long-sleeved shirt, long-legged pants, shoes and socks, and chemical-resistant gloves.

Do not apply this product in a way that will contact unprotected workers, either directly or through drift. Only protected handlers may be in the area during application.

Reentry Statement

Twenty-four hours must elapse between the time of application to vegetables, fruits, nuts and field crops and the time a worker enters or is allowed to enter the treated area, unless the person entering the treated area is wearing the personal protective equipment listed above. For lawns, ornamentals, or noncrop areas, do not enter or allow entry into treated areas without personal protective equipment until sprays have dried.

BEST AVAILABLE COPY

Because certain states may require more restrictive reentry intervals for various crops treated with this product, consult your State Department of Agriculture for further information (See Note below.)

In vegetables, fruit trees, or field crops, written or oral warnings must be given to workers who are expected to be in a treated area or in an area about to be treated with this product. Oral warnings must inform workers of areas or fields that may not be entered without specific personal protective equipment for 24 hours after application, and appropriate actions to take in case of accidental exposure, as described under Statement of Practical Treatment in the Precautionary Statements on this label. When oral warnings are given, warnings shall be given in a language customarily understood by workers. Oral warnings must be given if there is reason to believe that written warnings cannot be understood by workers. Written warnings must include the following information: **WARNING.** Area treated with this product on (date of application). Do not enter without appropriate personal protective equipment for 24 hours after application. In case of accidental exposure, flush eyes or skin with plenty of water. Call physician if irritation persists. Remove and wash contaminated clothing before reuse.

Note: The California Department of Agriculture has set a 5-day reentry period for diazinon on grapes, peaches, and nectarines. Five days should elapse between the time of application and the time a worker may enter the field to engage in any activity requiring substantial contact with treated foliage. When a mixture of two or more organophosphate pesticides are applied in combination, the interval should be prolonged by adding to the largest applicable interval an additional 50% of that interval.

CHEMIGATION

APPLICATION THROUGH AN IRRIGATION SYSTEM (CHEMIGATION) — CRANBERRIES ONLY

This product may be applied alone or in combination with other pesticides registered for application through a sprinkler irrigation system to cranberries. To insure compatibility, pour the products into a small container of water in the correct proportions. After thorough mixing, let stand for five minutes. If the combination remains mixed, or can be remixed readily, the mixture is compatible.

Do not apply this product through any type of irrigation system to other crops. For chemigation, apply this product to cranberries only through sprinkler irrigation systems. Do not apply this product to cranberries through any other type of irrigation system.

Crop injury, lack of effectiveness, or illegal pesticide residues in the crop can result from non-uniform distribution of treated water. If you have questions about calibration, you should contact State Extension Service specialists, equipment manufacturers or other experts.

Do not connect the irrigation system used for pesticide application to a public water system unless the pesticide label-prescribed safety devices for public water systems are in place. A person knowledgeable of the chemigation system and responsible for its operation, or under the supervision of the responsible person, shall shut the system down and make necessary adjustments, if the need arises.

Chemigation System Connected to Public Water Systems

1. Public water system means a system for the provision to the public of piped water for human consumption if such system has at least 15 service connections or regularly serves an average of at least 25 individuals daily at least 60 days out of the year.
2. Chemigation systems connected to public water systems must contain a functional, reduced-pressure zone, backflow preventer (RPZ) or the functional equivalent in the water supply line upstream from the point of pesticide introduction. As an option to the RPZ, the water from the public water system should be discharged into a reservoir tank prior to pesticide introduction. There shall be a complete physical break (air gap) between the outlet end of the fill pipe and the top or overflow rim of the reservoir tank of at least twice the inside diameter of the fill pipe.

Sprinkler Chemigation

1. The system must contain a functional check valve, a vacuum relief valve, and low pressure drain appropriately located on the irrigation pipeline to prevent water source contamination from backflow.
2. The pesticide injection pipeline must contain a functional, automatic, quick-closing check valve to prevent the flow of fluid back toward the injection pump.
3. The pesticide injection pipeline must also contain a functional, normally closed, solenoid-operated valve located on the intake side of the injection pump and connected to the system interlock to prevent fluid from being withdrawn from the supply tank when the irrigation system is either automatically or manually shut down.
4. The system must contain functional interlocking controls to automatically shut off the pesticide injection pump when the water pump motor stops.
5. The irrigation line or water pump must include a functional pressure switch which will stop the water pump motor when the water pressure decreases to the point where pesticide distribution is adversely affected.
6. Systems must use a metering pump, such as a positive displacement injection pump (e.g., diaphragm pump) effectively designed and constructed of materials that are compatible with pesticides and capable of being fitted with a system interlock.
7. Do not apply when wind speed favors drift beyond the area intended for treatment.

Operating Instructions

1. Determine the acreage to be treated by the sprinkler system.
2. Measure the appropriate amount *of this product* needed to treat the acreage to be treated. Refer to the specific directions for use for cranberries for the application rate and the amount of water per acre.
3. Add the pre-measured *to the chemigation system supply tank and dilute with water if needed. Constant agitation is required to keep the product in solution when this product is used alone or tank mixed with other pesticides registered for sprinkler chemigation application to cranberries.*
4. Start the irrigation system and bring the system up to full pressure, making certain that all sprinkler heads are functioning properly.
5. Engage the chemigation injection or venturi system to add the diazinon to the irrigation lines.
6. Continue to run irrigation system for a few minutes after supply tank is empty to allow material in the irrigation lines reach the sprinkler heads furthest from the chemigation injection point.

BEST AVAILABLE COPY

Fruit and Nut Crops

This product may be applied using ground or aerial application equipment as specified in the table below. This table also indicates the minimum amount of water that can be used for the various methods of application. The rate of D-z-n diazinon 50W for aerial spray or concentrated spray applied by ground equipment is based on a dilute full cover spray applied to fruit or nut trees with conventional ground equipment at a rate of 300-400 gallons of water per acre. The specific amount of product to be used appears under the separate directions for use for each crop. (Note: "lb." or "lbs. of product" in the directions means pounds of this product, not pounds of active ingredient). If the "Rate" calls for 1 lb. of this product per 100 gallons of water, this amounts to 3-4 lbs. of product per acre when applied to fruit trees at usual dilute ground spray volumes of 300-400 gallons of water per acre. In no case should the amount of product used per acre exceed the maximum amount per acre per application that is specified in the directions for use for individual crops.

Crop	Aerial Application Minimum Gals./Acre	Ground Application Minimum Gals./Acre	
		Dilute	Concentrate
Almonds*	20	100	20
Apples	20	100	20
Apricots	20	100	20
Blackberries**	20	100	20
Boysenberries**	20	100	20
Cherries	20	100	20
Cranberries	20	15	—
Dewberries**	20	100	20
Grapes	20	100	20
Loganberries**	20	100	20
Nectarines	20	100	20
Peaches	20	100	20
Pears	20	100	20
Pineapple	20	200	—
Plums	20	100	20
Prunes	20	100	20
Raspberries**	20	100	20
Strawberries	20	100	20
Walnuts*	20	100	20

* CA only

** CA, OR, or WA only

Observe stated time intervals between last application and harvest, as well as intervals between application and total number of applications that can be made per season.

Crop	PHI*
Almonds	**
Apples	21
Apricots	21
Blackberries	7
Boysenberries	7
Cherries	21
Cranberries	7
Dewberries	7
Grapes	28
Loganberries	7
Nectarines	21
Peaches	21
Pears	21
Pineapple	7
Plums, Prunes	21
Raspberries	7
Strawberries	5
Walnuts	45

* PHI = Pre-Harvest Interval or the number of days between the last application and harvest.

** = Dormant spray only.

Note: To protect bees, do not apply this product to fruit trees when the trees or substantial numbers of weeds in the orchard are in bloom.

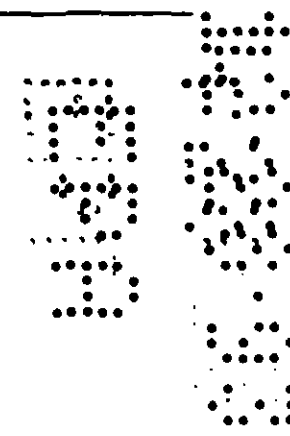
7/20

Crop	Pest	Rate	Timing/Special Directions
Almonds (CA only)	San Jose Scale, Parlatoria Scale, Black Scale, Brown Scale, Apricot Scale, European Red Mite Eggs, Brown Mite Eggs, Twig Borers, Apple Aphid Eggs, Black Cherry Aphid Eggs, Mealy Plum Aphid Eggs, Mealybugs	1-1 1/2 lbs. + 2-3 gals. dormant oil or 1-1 1/2 gals. superior type oil in 100 gals. of water	Apply as a single dormant spray. Do not apply more than 6 lbs. of product or 9 gals. of oil per acre.
Apples	San Jose Scale, Parlatoria Scale, Black Scale, Brown Scale, Apricot Scale, European Red Mite Eggs, Brown Mite Eggs, Twig Borers, Apple Aphid Eggs, Black Cherry Aphid Eggs, Mealy Plum Aphid Eggs, Mealybugs	1 lb. + 2 gals. dormant oil or 1-1 1/2 gals. superior type oil in 100 gals. of water	Apply as a dormant or delayed dormant spray. Do not apply more than 4 lbs. of product or 6 gals. of oil per acre.
	Leafhoppers	1 lb. in 100 gals. of water	Apply, beginning at petal fall, as infestations develop. Repeat application in 14 days if necessary.
	Eyespotted Bud Moths, Fruit Tree Leafrollers, Mealybugs	1 lb. in 100 gals. of water	Make 3 cover sprays, beginning at pink stage. Do not repeat application closer than 14 days.
	Codling Moths, Rosy Apple Aphids, Green Apple Aphids, Woolly Apple Aphids, Spider Mites	1 lb. in 100 gals. of water	Make 3 cover sprays beginning when infestations occur. Do not repeat applications closer than 14 days. Note: Mites will be suppressed if diazinon is used in the regular cover spray program. Slight russetting may occur on some varieties of apples such as Golden Delicious.
	Apple Maggots	1 lb. in 100 gals. of water	Make 3 cover sprays when flies are active and laying eggs. Do not repeat applications closer than 14 days. Note: Diazinon may not control organophosphate-resistant apple maggots.
	San Jose Scale Crawlers, Forbes Scale Crawlers	1 lb. in 100 gals. of water	Apply early in the season when crawlers first appear. If infestation warrants, make a second application 14 days later.

Notes: (1) Do not apply more than 4 lbs. of product per acre per application and no more than 12 lbs. of product per acre per season.
(2) To avoid illegal residues, allow a minimum of 21 days between the last application and harvest.

Apricots	San Jose Scale, Parlatoria Scale, Black Scale, Brown Scale, Apricot Scale, European Red Mite Eggs, Brown Mite Eggs, Twig Borers, Apple Aphid Eggs, Black Cherry Aphid Eggs, Mealy Plum Aphid Eggs, Mealybugs	1 lb. + 2 gals. dormant oil or 1-1 1/2 gals. superior type oil in 100 gals. of water	Apply as a dormant spray. Do not apply more than 4 lbs. of product or 6 gals. of oil per acre.
	Aphids, Brown Mites (Clover Mites), Two-Spotted Spider Mites, Olive Scale Crawlers, San Jose Scale Crawlers	1 lb. in 100 gals. of water	Apply as infestations occur. Repeat application after 14 days if necessary.
	Olive Scale Crawlers	1/2 lb. + 1 1/2 gals. of light medium horticultural oil in 100 gals. of water	Apply when scale crawlers are present. Do not apply more than 4 lbs. of product or 6 gals. of oil per acre per application.
	Apricot Mealybugs	1 lb. in 100 gals. of water	Apply as a cover spray from petal fall to June. Allow 14 days between applications.

Notes: (1) Do not apply more than 4 lbs. of product per acre per application and no more than 12 lbs. of product per acre per season.
(2) To avoid illegal residues, allow a minimum of 21 days between the last application and harvest.



10/27

Crop	Pest	Rate	Timing/Special Directions
Pears	San Jose Scale, Parlatoria Scale, Black Scale, Brown Scale, Apricot Scale, European Red Mite Eggs, Brown Mite Eggs, Pear Leaf, Blister Mite Eggs, Twig Borers, Apple Aphid Eggs, Black Cherry Aphid Eggs, Mealy Plum Aphid Eggs, Mealybugs	1 lb. + 2-3 gals. dormant oil or 1-1 1/2 gals. superior type oil in 100 gals. of water	Apply as a dormant spray. Do not apply more than 4 lbs. of product or 6 gals. of oil per acre.
	Pear Psylla	1/2-1 lb. in 100 gals. of water	Apply as a cover spray at pre-pink stage. Make 1-2 additional applications during the first and second cover sprays, if necessary. Allow at least 14 days between applications.
	Tranform Leafminers, Mealybugs	1 lb. in 100 gals. of water	Make 3 cover sprays, beginning in April. Allow at least 14 days between applications.
	Codling Moths, Roxy Apple Aphids, Green Apple Aphids, Woolly Apple Aphids, Spider Mites	1 lb. in 100 gals. of water	Make 3 cover sprays beginning as infestations occur. Allow at least 14 days between applications. Note: Mites will be suppressed if diazinon is used in this regular cover spray program.
	Apple Maggots	1 lb. in 100 gals. of water	Make 3 cover sprays when flies are active and laying eggs. Allow at least 14 days between applications. Note: Diazinon will not control organophosphate-resistant apple maggot.
	San Jose Scale Crawlers, Forbes Scale Crawlers	1 lb. in 100 gals. of water	Apply early in the season when crawlers first appear. If infestation warrants, make a second application 14 days later.

Notes: (1) Do not apply more than 4 lbs. of product per acre per application and no more than 12 lbs. of product per acre per season. (2) To avoid illegal residues, allow a minimum of 21 days between the last application and harvest.

Pineapple	Pineapple Mealybugs	2 lbs. per acre in 200-500 gals. of water.	Repeat application as necessary every 28 days up to a maximum of 8 applications. Do not apply within 7 days of harvest or illegal residues may occur. Pineapple forage and refuse may not be fed to livestock.
Plums	San Jose Scale, Parlatoria Scale, Black Scale, Brown Scale, Apricot Scale, European Red Mite Eggs, Brown Mite Eggs, Twig Borers, Apple Aphid Eggs, Black Cherry Aphid Eggs, Mealy Plum Aphid Eggs, Mealybugs	1 lb. + 2-3 gals. dormant oil or 1-1 1/2 gals. superior type oil in 100 gals. of water	Apply as a dormant spray. Do not apply more than 4 lbs. of product or 6 gals. of oil per acre. If applied in late April or May, mix diazinon with 1 gal. of light medium summer horticultural oil per 100 gals. of water.
	Brown Mites, Clover Mites, European Red Mites	1 lb. in 100 gals. of water	Apply as needed every 7 days.
	Leafcurl Plum Aphids, Mealy Plum Aphids, Thistle Aphids	1/2-1 lb. in 100 gals. of water	

Notes: (1) Do not apply more than 4 lbs. of product per acre per application and no more than 12 lbs. of product per acre per season. (2) To avoid illegal residues, allow a minimum of 21 days between the last application and harvest.

Prunes	San Jose Scale, Parlatoria Scale, Black Scale, Brown Scale, Apricot Scale, European Red Mite Eggs, Brown Mite Eggs, Twig Borers, Apple Aphid Eggs, Black Cherry Aphid Eggs, Mealy Plum Aphid Eggs, Mealybugs	1 lb. + 2-3 gals. dormant oil or 1-1 1/2 gals. superior type oil in 100 gals. of water	Apply as a dormant spray. Do not apply more than 4 lbs. of product or 6 gals. of oil per acre. For late April or May applications, mix diazinon with 1 gal. of light medium summer horticultural oil per 100 gals. of water.
	Brown Mites, Clover Mites, European Red Mites	1 lb. in 100 gals. of water	Apply as needed every 7 days.
	Leafcurl Plum Aphids, Mealy Plum Aphids, Thistle Aphids	1/2-1 lb. in 100 gals. of water	

BEST AVAILABLE COPY

Notes: (1) Do not apply more than 4 lbs. of product per acre per application and no more than 12 lbs. of product per acre per season. (2) To avoid illegal residues, allow a minimum of 21 days between the last application and harvest.

Strawberries	Aphids, Two-Spotted Spider Mites	1 lb. in 100 gals. of water per acre	Apply as pests occur. Repeat application, if necessary, after 7 days.
	Cyclamen Mites	2 lbs. in 100 gals. of water per acre	Direct spray to the plant crowns. Plants should be sufficiently agitated to assure thorough coverage of the foliage. Repeat application after 7 days if necessary.
	Mole Crickets	2 lbs. per acre	Apply 1-2 days before transplanting and immediately incorporate into the top 1-2 inches of soil.
	Strawberry Leafhoppers	1/4-1 lb. in 100 gals. of water	Apply 200 gals. of spray per acre when blossoms show color.

Notes: (1) Do not make more than 3 later applications per season. (2) Do not apply more than 2 lbs. of product per acre per application and no more than 8 lbs. of product per acre per season. (3) Allow a minimum of 8 days between the last application and harvest.

Crop	Pest	Rate	Timing/Special Directions
Walnuts (CA only)	Aphids, Spider Mite	2 lbs. in 100 gals. of water per acre	Apply as a foliar spray as needed. Repeat application in 14 days if necessary. Do not make more than 3 applica- tions per season. Do not apply within 45 days of harvest or after fruits open or illegal residues may occur.
	Codling Moths, Scale Crawlers, Walnut Caterpillars	6 lbs. in 100 gals. of water per acre	

Vegetable Crops

For foliar or soil applications, D-z-n diazinon 50W should always be applied as a spray in sufficient water to assure thorough coverage of the foliage or soil. D-z-n diazinon 50W may be applied aerially or by ground application as specified in the following table. The specific amount of product to be used appears under the separate directions for use for each crop.

Crop	Ground Application		Aerial Application Minimum Gals./Acre
	Minimum Gals./Acre	OR Minimum Gals./1,000 Sq. Ft.	
Beans (Lima, Pole, and Snap) (succulent only)	10	2	5
Beets, Red (Table)	10	2	5
Broccoli	10	2	5
Brussels Sprouts	10	2	5
Cabbage	10	2	5
Cantaloupes	5	1	5
Carrots	10	2	5
Casabas	5	1	5
Cauliflower	10	2	5
Chinese Broccoli	10	2	5
Chinese Cabbage	10	2	5
Chinese Mustard	10	2	5
Collards	10	2	5
Crenshaws	5	1	5
Cucumbers	5	1	5
Endive (Escarole)	10	2	5
Honeydew Melons	5	1	5
Kale	10	2	5
Lettuce (Head and Leaf)	10	2	5
Muskmelons	5	1	5
Mustard	10	2	5
Onions (Bulb and Green)	10	2	5
Parsley	10	2	5
Parsnips	10	2	5
Peas (succulent only)	10	2	5
Peppers	10	2	5
Persian Melons	5	1	5
Potatoes (Irish)*	10	2	5
Radishes	10	2	5
Spinach	10	2	5
Squash, Summer	5	1	5
Squash, Winter	5	1	5
Sweet Corn	20	4	5
Sweet Potatoes	10	2	5
Swiss Chard	10	2	5
Tomatoes	10	2	5
Turnips	10	2	5
Watermelons	5	1	5

* Do not use on commercially grown potatoes which will be hand-harvested.

Observe stated time intervals between last application and harvest as well as intervals between and maximum numbers of applica-
tions per season.

11/2/67

Crop	Pest	Rate	Timing/Special Directions
Caneberries (CA, OR and WA only) (Blackberries, Boysenberries, Dewberries, Loganberries, Raspberries)	Leafhoppers, Thrips, Aphids, Two-Spotted Spider Mite, Raspberry Fruitworms	2 lbs. per acre in a minimum of 100 gals. of water (200 gals. of water maximum)	Apply as insects occur. Repeat application after 14 days if necessary. Do not make more than 5 applications per season. Do not apply within 7 days of harvest or illegal residues may occur. For raspberry fruitworm make one application when blossom buds separate. Make a second application immediately before blossoms open.
	Dryberry Mites	2-4 lbs. per acre in a minimum of 100 gals. of water	Apply as a dormant spray in the early Spring, when canes are still on the ground and buds are closed. Make a second application when buds are well developed but still closed.
	Raspberry Crown Borers (Raspberry Root Borers)	4 lbs. per acre in a minimum of 100 gals. of water	Apply as a drench to the crown and lower canes in the spring before buds break.
Cherries	San Jose Scale, Parlatoria Scale, Black Scale, Brown Scale, Apricot Scale, European Red Mite Eggs, Brown Mite Eggs, Twig Borers, Apple Aphid Eggs, Black Cherry Aphid Eggs, Mealy Plum Aphid Eggs, Mealybugs	1 1/4 lbs. + 3 gals. dormant oil or 1-1 1/2 gals. superior type oil in 100 gals. of water	Apply as a dormant spray. Do not apply more than 4 lbs. of product or 6 gals. of oil per acre.
	Eyespotted Bud Moths, Fruit Tree Leafrollers	1 qt. in 100 gals. of water	Apply as infestations occur beginning at petal fall. Repeat application after 7 days if necessary.
	Leafhoppers	1 lb. in 100 gals. of water	Make 3-4 applications beginning at petal fall and continuing through the growing season as infestations occur. Allow 7 days between applications.
	Cherry Fruitflies	1/2-1 lb. in 100 gals. of water	Make 3-4 applications beginning when adult flies begin to emerge and repeating at 10 day intervals.
	Black Cherry Aphids	1 lb. in 100 gals. of water	Apply as a cover spray when aphids appear. Repeat application after 10 days if necessary.
	San Jose Scale Crawlers	1 lb. in 100 gals. of water	Apply during the pre-pink stage or when crawlers first appear.
	Cherry Rust Mites	1/2-1 lb. in 100 gals. of water	Apply as a single supplemental spray to trees after harvest.

Notes: (1) Do not apply more than 4 lbs. of product per acre per application and no more than 12 lbs. of product per acre per year. (2) To avoid illegal residues, allow a minimum of 21 days between the last application and harvest.

Cranberries	Blackheaded Fireworms	4 lbs. in a minimum of 15 gals. of water per acre for ground application and up to 400 gals. of water per acre for chemigation.	Apply when pest appears. Repeat application after 14 days if necessary. A maximum of 6 applications per season is permitted.
	Cranberry Fruitworms	6 lbs. in a minimum of 15 gals. of water per acre for ground application and up to 400 gals. of water per acre for chemigation.	Apply when pest appears. Repeat application after 14 days if necessary. A maximum of 4 applications per season is permitted.

Notes: (1) This product may be applied to cranberries through sprinkler irrigation. Refer to the section Chemigation for specific chemigation directions for use. (2) To avoid illegal residues, allow a minimum of 7 days between the last application and harvest.

Grapes	Pacific Spider Mites, Leafhoppers, Grape Berry Moths, Grape Leafrollers, Omnivorous Leafrollers, Aphids, Spider Mites	1-2 lbs. per acre in a minimum of 100 gals. of water (200 gals. of water maximum)	Apply as a thorough cover spray when pest appears. Repeat application after 7 days if necessary.
	Drosophila spp.	6 oz. per acre in a minimum of 100 gals. of water (300 gals. of water maximum)	Apply as a thorough cover spray at 7-8 days after harvest.

Notes: (1) Do not apply more than 2 lbs. product per acre per application and no more than 10 lbs. product per acre per season. (2) To avoid illegal residues, allow a minimum of 28 days between the last application and harvest.

15827

Crop	Pest	Rate	Timing/Special Directions
Nectarines	San Jose Scale, Paratona Scale, Black Scale, Brown Scale, European Red Mite Eggs, Twig Borers, Apple Aphid Eggs, Black Cherry Aphid Eggs, Mealy Plum Aphid Eggs, Mealybugs	1 lb. + 2-3 gals. of dormant oil or 1-1 1/2 gals. superior type oil in 100 gals. of water	Apply as a dormant spray. Do not apply more than 4 lbs. of product or 6 gals. of oil per acre.
	Aphids, Brown Mites (Clover Mites), Two-Spotted Spider Mites, Olive Scale Crawlers, San Jose Scale Crawlers	1 lb. in 100 gals. of water	Apply as infestations occur. Repeat application after 7 days if necessary.
	Peach Twig Borers, Paratona Scale	1 lb. + 1 gal. light medium summer horticultural oil in 100 gals. of water	Apply at petal fall. Do not apply more than 4 lbs. of product or 4 gals. of summer oil per acre.
	Olive Scale Crawlers	1/2 lb. + 1 1/2 gals. light medium horticultural oil in 100 gals. of water	Apply as insects occur. Do not apply more than 4 lbs. of product or 4 gals. of summer oil per acre per application. Allow 7 days between applications.
	Oriental Fruit Moths	1 lb. in 100 gals. of water	Apply at 100% petal fall. Make 2 additional applications at 10-15 day intervals. Time the last application to peak adult flight.

Notes: (1) Do not apply more than 4 lbs. of product per acre per application and no more than 12 lbs. of product per acre per season. (2) To avoid illegal residues, allow a minimum of 21 days between the last application and harvest.

Peaches	San Jose Scale, Paratona Scale, Black Scale, Brown Scale, Apricot Scale, European Red Mite Eggs, Brown Mite Eggs, Twig Borers, Apple Aphid Eggs, Black Cherry Aphid Eggs, Mealy Plum Aphid Eggs, Mealybugs	1 lb. + 2-3 gals. dormant oil or 1-1 1/2 gals. superior type oil in 100 gals. of water	Apply as a dormant spray. Do not apply more than 4 lbs. of product or 6 gals. of oil per acre.
	Aphids, Brown Mites (Clover Mites), Two-Spotted Spider Mites, Olive Scale Crawlers, San Jose Scale Crawlers	1 lb. in 100 gals. of water	Apply as infestations occur. Repeat application after 14 days if necessary.
	Peach Twig Borers, Paratona Scale	1 lb. + 1 gal. light medium summer horticultural oil in 100 gals. of water	Apply at petal fall. Do not apply more than 4 lbs. of product or 4 gals. of oil per acre.
	Olive Scale Crawlers	1/2 lb. + 1 1/2 gals. light medium horticultural oil in 100 gals. of water	Apply as insects occur. Do not apply more than 4 lbs. of product or 4 gals. of summer oil per acre per application. Allow 7 days between applications.
	Oriental Fruit Moths	1 lb. in 100 gals. of water	Apply at 100% petal fall. Make 2 additional applications at 10-15 day intervals. Time the last application to peak adult flight.
	Peach Twig Borers	1 lb. in 100 gals. of water	Apply as insects occur in May and June. Allow 7 days between applications.
	Leafhoppers	1 lb. in 100 gals. of water	Make 3-4 applications beginning at petal fall and continuing through the growing season. Allow at least 7 days between applications.
	White Peach Scale	1 1/2-2 lbs. in 100 gals. of water	Apply post harvest timed to coincide with peak crawler and immature scale activity. Under conditions of heavy infestation 2 applications (7 days apart) may be needed.

Notes: (1) Do not apply more than 4 lbs. of product per acre per application and no more than 12 lbs. of product per acre per season. (2) To avoid illegal residues, allow a minimum of 21 days between the last application and harvest.


19, 22

Pre-Harvest Intervals (PHI*) for Foliar Applications

Crop	PHI* (Days)
Beans (Lima, Pole, and Snap)	7
Beets, Red (Table)	14
Broccoli	7
Brussels Sprouts	7
Cabbage	21
Cantaloupe	3
Carrots	14
Cassias	3
Cauliflower	7
Chinese Broccoli	10
Chinese Cabbage	10
Chinese Mustard	10
Cofards	10
Crenshaws	3
Cucumbers	7
Endive (Escarole)	14
Honeydew Melons	3
Kale	10
Lettuce (Head and Leaf)	14
Muskmelons	3
Mustard	10
Onions (Bulb and Green)	14
Parsnips	14
Pears	7
Peppers	5
Persian Melons	3
Potatoes (Irish)	35
Radishes	14
Spinach	14
Squash, Summer	7
Squash, Winter	3
Sweet Corn	7
Swiss Chard	14
Tomatoes	1
Turnips (Roots and Tops)	14
Watermelons	3

*PHI = Pre-Harvest Interval or the number of days between the last application and harvest.

Notes: (1) Soil Incorporation: Following application of this product to control vegetable soil insects, immediately incorporate the product into the soil to the recommended depth (see Timing/Special Directions) using a rotary hoe, cultivator, disk, harrow, or other suitable means. For control of surface cutworms, incorporate 2-3 inches, for subterranean cutworms incorporate 3-6 inches. (2) To Protect Bees: Foliar applications of this product should not be made to peas or beans if these crops or weeds in the treatment area are in bloom, or to corn during the pollen shed period.



15/27

Crop	Pest	Rate	Timing/Special Directions
Beans (Lima, Pole, and Snap) (succulent only)	Cutworms	4-8 lbs. per acre or 1½-3 oz. per 1,000 sq. ft.	Broadcast just before planting and immediately incorporate into the soil. (See Soil Incorporation Note.)
	Wireworms	6-8 lbs. per acre or 2¼-3 oz. per 1,000 sq. ft.	Broadcast just before planting and immediately incorporate into the top 4-8 inches of soil.
	Black Bean Aphids, Mexican Bean Beetles, Dipterous Leafminers	1-1½ lbs. per acre or 2/5-2/3 oz. per 1,000 sq. ft.	Apply as insects occur. Repeat application, as necessary, every 5 days. Do not make more than 3 applications per season. Do not apply within 7 days of harvest or illegal residues may occur.
	Cucumber Beetles	½-¾ lb. per acre or 1/5-2/10 oz. per 1,000 sq. ft.	Bean forage or bean hay may be fed to dairy and beef cattle and sheep. Wait 4 days following treatment if forage is to be cut for hay. Make cucumber beetle application in 100 gals. of water per acre. Note: Diazinon will not control organophosphate-resistant leafminers.
	Leafhoppers, Spider Mites	1 lb. per acre or 2/5 oz. per 1,000 sq. ft.	Apply as pests occur. Repeat application as necessary every 5 days. Do not make more than 3 applications per season. Do not apply within 7 days of harvest or illegal residues may occur. Bean forage or bean hay may be fed to dairy and beef cattle and sheep. Wait 4 days following treatment if forage is to be cut for hay. Note: Diazinon will not control organophosphate-resistant leafminers.
Beets, Red (Table)	Cutworms	4-8 lbs. per acre or 1½-3 oz. per 1,000 sq. ft.	Broadcast just before planting and immediately incorporate into the soil. (See Soil Incorporation Note.)
	Mole Crickets	2 lbs. per acre or ¾ oz. per 1,000 sq. ft.	Apply to plant beds or fields 1-2 days before planting, and immediately incorporate into the top 1-2 inches of soil.
	Wireworms	6-8 lbs. per acre or 2¼-3 oz. per 1,000 sq. ft.	Broadcast just before planting and immediately incorporate into the top 4-8 inches of soil.
	Aphids, Dipterous Leafminers	½-1 lb. per acre or 1/5-2/5 oz. per 1,000 sq. ft.	Apply as insects occur. Repeat application as necessary up to 5 times with a minimum of 7 days between applications. Do not apply within 14 days of harvest, or illegal residues may occur. Note: Diazinon will not control organophosphate-resistant leafminers.
Broccoli	Root Maggots	4-6 lbs. per acre or 1½-2¼ oz. per 1,000 sq. ft.	Broadcast just before planting or transplanting and immediately incorporate into the top 3-4 inches of soil.
		4-8 oz. in 50 gals. of water	In transplant water as a drench application when 200-300 gals. of water are used per acre. Apply ½-1 cup (4 to 8 oz.) per plant by hand or by tractor mounted sprayer equipped with drop nozzles to direct spray to the base of the plant. Note: Transplant water treatments may result in stand reduction due to plant stress at time of transplanting.
	Cutworms	4-8 lbs. per acre or 1½-3 oz. per 1,000 sq. ft.	Broadcast just before planting and immediately incorporate into the soil. (See Soil Incorporation Note.)
	Mole Crickets	2 lbs. per acre or ¾ oz. per 1,000 sq. ft.	Apply to plant beds or fields 1-2 days before planting and immediately incorporate into the top 1-2 inches of soil.
	Wireworms	6-8 lbs. per acre or 2¼-3 oz. per 1,000 sq. ft.	Broadcast just before planting and immediately incorporate into the top 4-8 inches of soil.

continued...

BEST AVAILABLE COPY

16527

Crop	Pest	Rate	Timing/Special Directions
Broccoli (continued)	Aphids, Diamondback Moths, Imported Cabbageworms, Dipterous Leafminers	½-1 lb. per acre or 1½-2½ oz. per 1,000 sq. ft.	Apply as insects occur. Repeat application, as necessary, up to 5 times, with a minimum of 7 days between applications. Do not apply within 7 days of harvest, or illegal residues may occur. Note: Diazinon will not control organophosphate- resistant leafminers.
Brussels Sprouts	Root Maggots	4-6 lbs. per acre or 1½-2½ oz. per 1,000 sq. ft.	Broadcast just before planting or transplanting and immediately incorporate into the top 3-4 inches of soil.
		4-8 oz. in 50 gals. of water	In transplant water as a drench application when 200-300 gals. of water are used per acre. Apply ½-1 cup (4 to 8 oz.) per plant by hand or by tractor mounted sprayer equipped with drop nozzles to direct spray to the base of the plant. Note: Transplant water treatments may result in stand reduction due to plant stress at time of transplanting.
	Cutworms	4-8 lbs. per acre or 1½-3 oz. per 1,000 sq. ft.	Broadcast just before planting and incorporate into the soil. (See Soil Incorporation Note.)
	Mole Crickets	2 lbs. per acre or ¾ oz. per 1,000 sq. ft.	Apply to plant beds 1-2 days before planting and immediately incorporate into the top 1-2 inches of soil.
	Wireworms	6-8 lbs. per acre or 2½-3 oz. per 1,000 sq. ft.	Broadcast just before planting and immediately incor- porate into the top 4-8 inches of soil.
Cabbage	Aphids, Diamondback Moths, Imported Cabbageworms	½-1 lb. per acre or 1½-2½ oz. per 1,000 sq. ft.	Apply as insects occur. Repeat application, as necessary, up to 5 times, with a minimum of 7 days between applications. Do not apply within 7 days of harvest or illegal residues may occur.
Cabbage	Root Maggots	4-6 lbs. per acre or 1½-2½ oz. per 1,000 sq. ft.	Broadcast just before planting or transplanting and immediately incorporate into the top 3-4 inches of soil.
		4-8 oz. in 50 gals. of water	In transplant water as a drench application when 200-300 gals. of water are used per acre. Apply ½-1 cup (4 to 8 oz.) per plant by hand or by tractor mounted sprayer equipped with drop nozzles to direct spray to the base of the plant. Note: Transplant water treatments may result in stand reduction due to plant stress at time of transplanting.
	Cutworms	4-8 lbs. per acre or 1½-3 oz. per 1,000 sq. ft.	Broadcast just before planting and immediately incor- porate into the soil. (See Incorporation Note.)
	Mole Crickets	2 lbs. per acre or ¾ oz. per 1,000 sq. ft.	Apply to plant beds or fields 1-2 days before planting and immediately incorporate into the top 1-2 inches of soil.
	Wireworms	6-8 lbs. per acre or 2½-3 oz. per 1,000 sq. ft.	Broadcast just before planting and immediately incor- porate into the top 4-8 inches of soil.
	Aphids, Diamondback Moths, Imported Cabbageworms, Dipterous Leafminers	½-1 lb. per acre or 1½-2½ oz. per 1,000 sq. ft.	Apply as insects occur. Repeat application, as necessary, up to 5 times, with a minimum of 7 days between applications. Do not apply within 21 days of harvest, or illegal residues may occur. Note: Diazinon will not control organophosphate- resistant leafminers.

Moose Webworms: Mix 1/2 oz. in 3 gals. of water (or 1 lb. in 100 gals. of water) and apply as a thorough foliar spray when adults first appear. Make a second and third application at 4-6 week intervals.

Lawn Pest Control (Excluding Sod Farms and Golf Courses)

Precautions: Birds, especially waterfowl feeding or drinking on treated areas may be killed. Apply this product only as specified on this label. Because of the migratory habits of certain waterfowl, do not apply in Nassau County, New York between November 1 and May 20. Do not exceed maximum permitted label rates, since rates above those recommended significantly increase potential hazards to birds, especially waterfowl. Avoid overlapping sprays. If waterfowl, i.e., ducks or geese, can be expected to enter treated area after treatment (except spot treatments), water lawn with at least 1/4 inch water immediately after application, however, stop irrigation before puddling occurs.

To control pests listed below, apply recommended rates.

Pests	Rate/1000 sq. ft.		Remarks
	This product	Water	
Lawn Chinch Bugs	2-3 oz.	3 gals.	Use higher rate for longer residual control and in turf-grass of dense growth such as St. Augustine.
Ants, Armyworms, Bermudagrass Mites, Clover Mites, Springtails (Collembola), Crickets, Cutworms, Digger Wasps, Earwigs, Frit Flies, Lawn Billbugs, Leafhoppers, Sod Webworms, (Lawn Moths), Sowbugs (Pillbugs), Brown Dog Ticks, Chiggers, Fleas	3 oz.	3 gals.	Spot spray ant hills and wasp ground nest openings. For digger wasps, apply product at dusk when wasps are not active. For frit flies, mow grass and water well before treatment, but delay application until grass is dry. Do not apply to animals. For brown dog ticks, spray grass and under shrubbery.
Hyperodes Weevils	3 oz.	3 gals.	Treat problem areas in mid-April and again in mid-May.
Millipedes	3 oz.	3 gals.	
Rhodesgrass Scales	3 oz.	3 gals.	Apply when crawlers first emerge.
White Grubs, (Japanese Beetle Larvae, European Chaffer, Southern Chaffer)	3 oz.	3 gals.	Apply any time between late July and early October.

Nuisance Pests in Outside Areas

Ants, Boxelder Bugs, Brown Dog Ticks, Chiggers, Clover Mites, Cockroaches, Crickets, Earwigs, Fleas, Flies, Millipedes, Sowbugs (Pillbugs), Spiders, Springtails (Collembola)

Mix 3 oz. in 3 gals. of water and thoroughly spray window and door screens, sills, foundations, porch and patio walls, entranceways, walks, garbage cans, tree trunks, and into cracks and other places where insects can hide.

To prevent entry into houses, spray a five-foot band of soil around the house next to the foundation and spray the foundation of the house to a height of 2-3 feet. Repeat application as necessary. Do not apply to animals. Do not apply to plants (except tree trunks) at this nuisance pest rate.


Storage and Disposal

*Do not contaminate water, food, or feed by storage or disposal. Open dumping is prohibited.

Pesticide: Pesticide wastes are toxic. Improper disposal of excess pesticide, spray mixture, or rinsate is a violation of Federal law. If pesticide, spray mixture or rinsate cannot be disposed of by use according to label instructions, contact your State Pesticide or Environmental Control Agency, or the Hazardous Waste representative at the nearest EPA Regional Office for guidance.

Container: Completely empty bag into application equipment. Then dispose of empty bag in a sanitary landfill or by incineration or, if allowed by state and local authorities, by burning. Stay out of smoke from burning container.

For minor spills, leaks, etc., follow all precautions indicated on this label and clean up immediately. Take special care to avoid contamination of equipment and facilities during cleanup and disposal of wastes. In the event of a major spill, fire or other emergency, call 1-800-888-8372 day or night.



Precautionary Statements

Hazards to Humans and Domestic Animals

CAUTION

Harmful if swallowed, inhaled or absorbed through skin. Do not breathe dust or spray mist. Avoid contact with skin, eyes, and clothing. Wash thoroughly after handling and before eating or smoking. Remove contaminated clothing and wash before reuse. Avoid contamination of food and feed. Keep out of reach of domestic animals. Do not use on humans or pets. Do not contaminate ornamental fish ponds. Do not permit children or pets to go onto sprayed grass until spray has completely dried. For foliar application to agricultural crops whose culture involves hand labor, there is a 24-hour reentry period (see Reentry Statement.) Be sure to read and follow "Work Safety Rules" appearing in this booklet.

Statement of Practical Treatment

If swallowed: Call a physician or Poison Control Center immediately. Drink one or two glasses of water and induce vomiting by touching back of throat with finger. Repeat until vomit fluid is clear. Do not induce vomiting or give anything by mouth if person is unconscious or convulsing.

If inhaled: Remove victim to fresh air. Apply artificial respiration if indicated. Get medical attention.

If on skin: Remove contaminated clothing and wash affected areas thoroughly with soap and water. Get medical attention.

If in eyes: Flush eyes with plenty of water. Call a physician if irritation develops or persists.

Note to Physician: This product is an organophosphate insecticide. If symptoms of cholinesterase inhibition are present, atropine sulfate by injection is antidotal. 2-PAM is also antidotal and may be administered, but only in conjunction with atropine.

Environmental Hazards

This product is highly toxic to birds, fish and other wildlife. Birds, especially waterfowl, feeding or drinking on treated areas may be killed. Because of the migratory habits of Atlantic Coast waterfowl, do not apply this product to lawns in Nassau County, New York between November 1 and May 20. Do not exceed maximum permitted label rates. Rates above those recommended significantly increase potential hazards to birds and waterfowl. Avoid overlapping of sprays. On lawns, if waterfowl, i.e., ducks or geese, can be expected in the treated area after treatment (except spot treatment), apply a minimum of 1/4 inch of water immediately after applying this product. Stop irrigation before puddling occurs. Keep out of lakes, streams, ponds, tidal marshes and estuaries. Do not apply directly to water, to areas where surface water is present, or to intertidal areas below the mean high water mark. Drift and runoff may be hazardous to aquatic organisms in neighboring areas. Shrimp and crab may be killed at application rates recommended on this label. Do not apply where fish, shrimp, crab, and other aquatic life are important resources. Do not contaminate water by cleaning of equipment or disposal of equipment wash waters.

This pesticide is highly toxic to bees exposed to direct treatment or to residues on blooming crops or weeds. Do not apply this pesticide or allow it to drift to blooming crops or weeds if bees are visiting the treatment area.


Physical or Chemical Hazards

Do not use, pour, spill, or store near heat or open flame.

EPA Reg. No. 769-~~264~~ EPA Est. No. 769-GA-1
 Manufactured By:

SureCo, Inc.

Fort Valley, GA 31030 U.S.A.



10/27

Crop	Pest	Rate	Timing/Special Directions
Turnips (Roots and Tops)	Cutworms	4-8 lbs. per acre or 1 1/2-3 oz. per 1,000 sq. ft.	Broadcast just before planting and immediately incor- porate into the soil. (See Soil Incorporation Note.)
	Mole Crickets	2 lbs. per acre or 3/4 oz. per 1,000 sq. ft.	Apply to plant beds or fields 1-2 days before planting and immediately incorporate into the top 1-2 inches of soil.
	Wireworms	6-8 lbs. per acre or 2 1/4-3 oz. per 1,000 sq. ft.	Broadcast just before planting and immediately incor- porate into the top 4-8 inches of soil.
	Aphids, Flea Beetles, Dipterous Leafminers	1/2-1 lb. per acre or 1/2-2 1/2 oz. per 1,000 sq. ft.	Apply as insects occur. Repeat application, as necessary, up to 5 times, with a minimum of 7 days between applications. Do not apply within 14 days of harvest or illegal residues may occur. Note: Diazinon will not control organophosphate- resistant leafminers.

Mushroom Houses

Mushroom flies (Phoridae and Scleridae)

Mix 4-5 lbs. of this product in 50 gallons of water and spray on outside and inside walls, floors and sideboards of mushroom houses after compost has been pasteurized by heating. Also spray over the plastic covering the beds and trays after spawning. Note: Do not spray the compost. To avoid illegal residues, do not apply more than 3 applications to mushroom houses per crop.

Seed Treatment - Planter Box Treatment

In the planter box, mix with seed as a dry mixture. Stir slightly using a mixing stick. DO NOT MIX WITH BARE HANDS. Treat only those seeds needed for immediate use, minimizing the interval between treatment and planting. Do not store excess treated seed beyond planting time. Exposed treated seeds may be hazardous to birds and other wildlife. Dispose of excess treated seed by burial away from bodies of water.

Note: (1) If seed has not been treated with a fungicide, use an EPA-registered fungicide combination with this product at rates indicated on the fungicide package. Failure to use a fungicide may result in injury to the seed. (2) If the seed treatment increases the friction between seeds sufficiently to reduce the rate of delivery through the planter, 1/2 oz. of graphite per bushel seed should be added as a drill lubricant. Adjust the planter to give the required rate of seed delivery with the treated seed. (3) Treated seed must not be used for or mixed with food or animal feed or processed for oil.

Corn

Seedcorn Beetle: Mix 3 oz. per bushel of seed.

Corn, Succulent Peas and Succulent Beans

Seedcorn Maggot: Mix 1/2 oz. per bushel of seed.


Field Crops

Apply soil and foliar applications of this product in sufficient water to ensure thorough coverage for foliar applications. Observe stated time intervals between last application and harvest, as well as intervals between applications and total number of applications that can be made per season:

Pre-Harvest Intervals (PHI*) For Foliar Applications

Crop	PHI*
Hops	14
Sugar Beets	14

*PHI = Pre-Harvest Interval or the number of days between the last application and harvest.



10/27

Crop	Pest	Rate	Timing/Special Directions
Hops	Aphids, Spider Mites	2 lbs. per acre	Apply as pests occur. Repeat applications, if necessary in 14 days. Do not make more than 4 applications per season or apply within 14 days of harvest or illegal residues may occur.
Sugar Beets	Wireworms	6-8 lbs. per acre	Broadcast just before planting and immediately incorporate into the top 4-6 inches of soil. Do not apply more than 8 lbs. of this product to the soil, per season.
	Beet Leafhoppers, Diterous Leafminers, Aphids	¾-1 lb. per acre	Apply as insects occur. Repeat application, as necessary, up to 5 times per season with a minimum of 7 days between applications. Do not apply within 14 days of harvest. Note: Diazinon will not control organophosphate-resistant leafminers.
	Grasshoppers	1 lb. per acre	Apply as insects occur. Repeat application, as necessary, up to 5 times per season with a minimum of 7 days between applications. Do not apply within 14 days of harvest.

Note: Tops may be fed to beef and dairy animals.

Grassland Insects

Ditch Banks, Roadside, Wasteland, Noncrop Areas, Barrier Strips

Grasshoppers: Apply ¾-1 lb. per acre in sufficient water or oil to obtain thorough coverage when insects first appear, preferably in the nymphal stage.

Do not graze or use treated grass for food or feed.

Livestock Insects

Sheep "Ticks" (Keds), Lice

High gallonage, high pressure spray: Mix ½ lb. in 100 gals. of water and apply at the rate of 1 gal. per animal.

Low gallonage, low pressure spray: Mix 1 lb. in 100 gals. of water. Apply at the rate of 1 qt. per animal.

Sprinkler Can: Mix 1 oz. in 5 gals. of water. Crowd sheep into a small pen and sprinkle 1 qt. of this mixture over the head, neck, top, and side of each sheep. Stir or agitate mixture frequently.

Note: Do not slaughter sheep within 14 days after treatment. Repeat applications as necessary.

Fly Control in Livestock Structures

Fly control in barns and animal sleeping quarters (except dairy barns, milk rooms, and poultry houses).

Residual Sprays: Remove animals from buildings or corrals prior to treatment and keep animals out for at least four hours. Mix 2 lbs. of this product in 25 gals. of water and apply as an overall spray to ceilings and walls of livestock sheds, calf barns, hog barns, loafing sheds, and other farm buildings except poultry houses, dairy barns, and milk rooms. Areas where flies congregate, such as garbage dumps and corrals, should be sprayed thoroughly. Longer residual control may be obtained by increasing the rate to 4 lbs. in 25 gals. of water. Applications should be made to point of runoff. One gal. of the above spray should cover from 350-750 sq. ft. of area, depending on the surface treated. Repeat applications as fly populations warrant.

Bait Sprays: Mix the appropriate amount of this product with 1 lb. of sugar (or 2 cups of syrup or molasses) for the desired application.

For knapsack or similar type sprayer, mix ½ lb. with the sugar in 2½ gals. of water and spot treat areas frequented by flies including cracks, crevices, doorways, around windows, or other areas where flies congregate. Repeat applications as fly populations warrant.

For sprinkling can application, mix 2 oz. with the sugar in 5 gals. of water and sprinkle lightly over the floor in areas frequented by flies. Applications every day or two will generally be required.

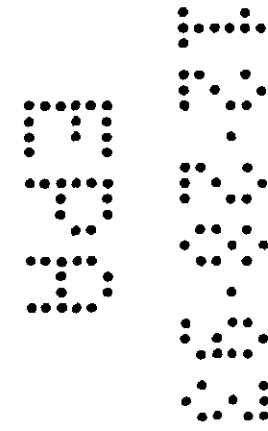
Do not contaminate milk, feed, drinking water, or apply to animals or poultry. Do not use in edible product areas of food processing plants or other areas where food is commercially prepared or processed. Do not use in dwellings.

Insect Control on Ornamentals

To control certain insects on ornamentals, such as Arborvitae, Azalea, Birch, Boxwood, Camellia, Carnation, Chrysanthemum, Douglas Fir, Elm, Gladiolus, Hawthorn, Holly, Juniper, Lilac, Locust, Maple, Oak, Pine, Ornamental Plum, Poplar, Rhododendron, Rose, Spruce and Willow, apply the recommended rates indicated below. Try to spray underside of leaves and penetrate dense foliage.

Insects	Amount of this product to use	
	Rate per 3 gals. water	Rate per 100 gals. water
Aphids, Bagworms, Carnation Bud Mites, Carnation Shoot Mites, Clover Mites, Cyclamen Mite, Diterous Leafminers, European Pine Shoot Moths, European Red Mites, Flea Beetles, Holly Bud Moths, Leafhoppers, Oblique Root Weevils, Omnivorous Leafhoppers, Privet Mites, Scale Crawlers (Cottony-cushion, Lecanium, Pine Needle, San José, Soft), Thrips, Two-Spotted Spider Mite, Juniper Webworms, Whiteflies	½ oz.	1 lb.
Apple-and-Thorn Skeletonizers, Cottonwood Webworms, Fall Webworms, Hemlock Cherries, Oak Looper, Oblongheaded Leafhoppers, Pear Slug, Tent Caterpillars	1½ oz.	3 lbs.

Crop	Pest	Rate	Timing/Special Directions
Radishes	Cutworms	4-8 lbs. per acre or 1½-3 oz. per 1,000 sq. ft.	Broadcast just before planting and immediately incorporate into the soil. (See Soil Incorporation Note.)
	Mole Crickets	2 lbs. per acre or ¾ oz. per 1,000 sq. ft.	Apply to plant beds or fields 1-2 days before planting and immediately incorporate in the top 1-2 inches of soil.
	Wireworms	6-8 lbs. per acre or 2¼-3 oz. per 1,000 sq. ft.	Broadcast just before planting and immediately incorporate into the top 4-8 inches of soil.
	Aphids, Flea Beetles, Dipterous Leafminers	½-1 lb. per acre or ¼-½ oz. per 1,000 sq. ft.	Apply as insects occur. Repeat application as necessary up to 3 times with a minimum of 7 days between applications. Do not apply within 14 days of harvest or illegal residues may occur. Note: Diazinon will not control organophosphate-resistant leafminers.
Spinach	Aphids, Dipterous Leafminers	½-1 lb. per acre or ¼-½ oz. per 1,000 sq. ft.	Apply as insects occur. Repeat application, as necessary, up to 5 times, with a minimum of 7 days between applications. Do not apply within 14 days of harvest. Note: Diazinon will not control organophosphate-resistant leafminers.
Squash, Summer	Cutworms	4-8 lbs. per acre or 1½-3 oz. per 1,000 sq. ft.	Broadcast just before planting and immediately incorporate into the soil. (See Soil Incorporation Note.)
	Wireworms	6-8 lbs. per acre or 2¼-3 oz. per 1,000 sq. ft.	Broadcast just before planting and immediately incorporate into the top 4-8 inches of soil.
	Aphids, Leafminers, Thrips, Striped Cucumber Beetles, Melonworms, Leafhoppers, Spider Mites	½-1½ lbs. per acre or ¼-¾ oz. per 1,000 sq. ft.	Apply as insects occur. Repeat application, as necessary, every 7 days. Do not make more than 5 applications per season. Do not apply within 7 days of harvest or illegal residues may occur. Note: Diazinon will not control organophosphate-resistant leafminers.
Squash, Winter	Cutworms	4-8 lbs. per acre or 1½-3 oz. per 1,000 sq. ft.	Broadcast just before planting and immediately incorporate into the soil. (See Soil Incorporation Note.)
	Wireworms	6-8 lbs. per acre or 2¼-3 oz. per 1,000 sq. ft.	Broadcast just before planting and immediately incorporate into the top 4-8 inches of soil.
	Aphids, Leafminers, Thrips, Striped Cucumber Beetles, Melonworms, Leafhopper, Spider Mites	½-1½ lbs. per acre or ¼-¾ oz. per 1,000 sq. ft.	Apply as insects occur. Repeat application, as necessary, every 7 days. Do not make more than 5 applications per season. Do not apply within 3 days of harvest or illegal residues may occur. Note: Diazinon will not control organophosphate-resistant leafminers.



Crop	Pest	Rate	Timing/Special Directions
Sweet Corn	Cutworms	4-8 lbs. per acre or 1½-3 oz. per 1,000 sq. ft.	Broadcast just before planting and immediately incorporate into the soil. (See Soil Incorporation Note.)
	Seed Corn Maggots	4-8 lbs. per acre or 1½-3 oz. per 1,000 sq. ft.	Broadcast just before planting and immediately incorporate into the top 2 inches of soil.
	Wireworms	6-8 lbs. per acre or 2¼-3 oz. per 1,000 sq. ft.	Broadcast just before planting and immediately incorporate into the top 4-8 inches of soil.
	Corn Earworms	2-2½ lbs. per acre or ¾-1 oz. per 1,000 sq. ft.	Apply when silks first appear. Repeat application every 7 days up to a maximum of 5 applications, if necessary.
	Corn Leaf Aphids	1-2 lbs. per acre or ¼-¾ oz. per 1,000 sq. ft.	Apply in sufficient water to provide complete coverage to the upper portions of the plants. Repeat in 7 days if necessary. Do not make more than 5 applications per season.
	Grasshoppers, Spider Mites, Flea Beetles	1 lb. per acre or 2½ oz. per 1,000 sq. ft.	Apply as insects occur. Repeat if necessary, but do not make more than 5 applications per season.
	Sap Beetles	2-2½ lbs. per acre or ¾-1 oz. per 1,000 sq. ft.	Consult local agricultural authorities for proper timing of application. Repeat application in 7 days, if necessary. Do not make more than 5 applications per season.

Notes: (1) To protect bees, do not apply to corn during the pollen shed period. (2) Allow a minimum of 7 days between the last application and grazing or cutting for forage. (3) Corn may be picked 7 days after the last application.

Sweet Potatoes	Wireworms, Flea Beetles	6-8 lbs. per acre or 2¼-3 oz. per 1,000 sq. ft.	Broadcast just before planting and immediately incorporate into the top 4-8 inches of soil.
Swiss Chard	Cutworms	4-8 lbs. per acre or 1½-3 oz. per 1,000 sq. ft.	Broadcast just before planting and immediately incorporate into the soil. (See Soil Incorporation Note.)
	Wireworms	6-8 lbs. per acre or 2¼-3 oz. per 1,000 sq. ft.	Broadcast just before planting and immediately incorporate into the top 4-8 inches of soil.
	Aphids, Corn Earworms, Imported Cabbageworms, Diamondback Moths, Harlequin Cabbagebugs	½-1 lb. per acre or 1½-2½ oz. per 1,000 sq. ft.	Apply as insects occur. Repeat application, as necessary, up to 5 times, with a minimum of 7 days between applications. Do not apply within 14 days of harvest or illegal residues may occur.
Tomatoes	Cutworms	4-8 lbs. per acre or 1½-3 oz. per 1,000 sq. ft.	Broadcast just before planting and immediately incorporate into the soil. (See Soil Incorporation Note.)
	Mole Crickets	2 lbs. per acre or ¾ oz. per 1,000 sq. ft.	Apply to plant beds 1-2 days before planting and immediately incorporate into the top 1-2 inches of soil.
	Wireworms	6-8 lbs. per acre or 2¼-3 oz. per 1,000 sq. ft.	Broadcast just before planting and immediately incorporate into the top 4-8 inches of soil.
	Aphids, Dipterous Leafminers	½ lb. per acre or 1½ oz. per 1,000 sq. ft.	Apply as insects appear. Repeat application after 7 days if necessary. Do not make more than 5 applications per season. Do not apply within one day of harvest or illegal residues may occur.
	Banded Cucumber Beetles, Fall Armyworms, Southern Armyworms, Beet Armyworms	¾-1 lb. per acre or 2½-2½ oz. per 1,000 sq. ft.	Note: Diazinon will not control organophosphate-resistant leafminers.
	Vinegar Flies (<i>Drosophila</i> spp.)	½-1½ lbs. per acre or 1½-4½ oz. per 1,000 sq. ft.	

BEST AVAILABLE COP

14577


Crop	Pest	Rate	Timing/Special Directions
Lettuce (Head and Leaf)	Cutworms	4-8 lbs. per acre or 1½-3 oz. per 1,000 sq. ft.	Broadcast just before planting and immediately incorporate into the soil. (See Soil Incorporation Note.)
	Mole Crickets	2 lbs. per acre or ¾ oz. per 1,000 sq. ft.	Apply to plant beds 1-2 days before planting and immediately incorporate into the top 1-2 inches of soil.
	Wireworms	6-8 lbs. per acre or 2¼-3 oz. per 1,000 sq. ft.	Broadcast just before planting and immediately incorporate into the top 4-8 inches of soil.
	Aphids, Dipterous Leafminers	½-1 lb. per acre or ½-¾ oz. per 1,000 sq. ft.	Apply as insects occur. Repeat application, as necessary, up to 5 times with a minimum of 7 days between applications. Do not apply within 14 days of harvest. Note: Diazinon will not control organophosphate-resistant leafminers.
Melons (Cantaloupe, Casabas, Crenshaw, Honeydew, Muskmelons, Persans, and Hybrids of these) and Watermelons	Cutworms	4-8 lbs. per acre or 1½-3 oz. per 1,000 sq. ft.	Broadcast just before planting and immediately incorporate into the soil. (See Soil Incorporation Note.)
	Wireworms	6-8 lbs. per acre or 2¼-3 oz. per 1,000 sq. ft.	Broadcast just before planting and immediately incorporate into the top 4-8 inches of soil.
	Aphids, Dipterous Leafminers, Thrips, Striped Cucumber Beetles, Melonworms, Leafhoppers, Spider Mites	½-1½ lbs. per acre or ½-¾ oz. per 1,000 sq. ft.	Apply as insects occur. Repeat application, as necessary, every 7 days. Do not make more than 5 applications per season. Do not apply within 3 days of harvest or illegal residues may occur. Note: Diazinon will not control organophosphate-resistant leafminers.
Mustard	Mole Crickets	2 lbs. per acre or ¾ oz. per 1,000 sq. ft.	Apply to plant beds 1-2 days before planting and immediately incorporate into the top 1-2 inches of soil.
	Wireworms	6-8 lbs. per acre or 2¼-3 oz. per 1,000 sq. ft.	Broadcast just before planting and immediately incorporate into the top 4-8 inches of soil.
	Aphids, Dipterous Leafminers, Diamondback Moths, Imported Cabbageworms	½-1 lb. per acre or ½-¾ oz. per 1,000 sq. ft.	Apply as insects occur. Repeat application, as necessary, up to 5 times, with a minimum of 7 days between applications. Do not apply within 10 days of harvest. Note: Diazinon will not control organophosphate-resistant leafminers.
Onions (Bulb and Green)	Onion maggots	4-8 lbs. per acre or 1½-3 oz. per 1,000 sq. ft.	Broadcast just before planting and mix into the top 3-4 inches of soil. (See Soil Incorporation Note.) Note: Diazinon will not control organophosphate-resistant onion maggots.
	Onion Thrips	1 lb. per acre or ¾ oz. per 1,000 sq. ft.	Apply as thrips appear. Repeat after 7 days, if necessary. Do not make more than 3 applications per season. Do not apply within 14 days of harvest or illegal residues may occur.
	Wireworms	6-8 lbs. per acre or 2¼-3 oz. per 1,000 sq. ft.	Broadcast just before planting and immediately incorporate into the top 4-8 inches of soil.
Parsley	Cutworms	4-8 lbs. per acre or 1½-3 oz. per 1,000 sq. ft.	Broadcast just before planting and immediately incorporate into the soil. (See Soil Incorporation Note.)
	Wireworms	6-8 lbs. per acre or 2¼-3 oz. per 1,000 sq. ft.	Broadcast just before planting and immediately incorporate into the top 4-8 inches of soil.

1957

Crop	Pest	Rate	Timing/Special Directions
Parsnips	Aphids, Flea Beetles, Dipterous Leafminers	1/2-1 lb. per acre or 1/8-2/5 oz. per 1,000 sq. ft.	Apply as insects occur. Repeat application, as necessary, up to 5 times, with a minimum of 7 days between applications. Do not apply within 14 days of harvest or illegal residues may occur. Note: Diazinon will not control organophosphate-resistant leafminers.
Peas (succulent only)	Cutworms	4-7 lbs. per acre or 1 1/2-3 oz. per 1,000 sq. ft.	Broadcast just before planting and immediately incorporate into the soil. (See Soil Incorporation Note.)
	Wireworms	6-8 lbs. per acre or 2 1/4-3 oz. per 1,000 sq. ft.	Broadcast just before planting and immediately incorporate into the soil. (See Soil Incorporation Note.)
	Aphids, Dipterous Leafminers	3/4-1 lb. per acre or 3/10-2/5 oz. per 1,000 sq. ft.	Apply as insects occur. Repeat application, as necessary, every 5 days. Do not make more than 3 applications per season. To avoid illegal residues, allow a minimum of 7 days between the last application and harvest. Vines and hay may be fed to dairy and beef cattle and sheep. To avoid illegal residues, wait 7 days following treatment if forage is to be cut for hay. Note: Diazinon will not control organophosphate-resistant leafminers.
Peppers	Cutworms	4-8 lbs. per acre or 1 1/2-3 oz. per 1,000 sq. ft.	Broadcast just before planting and immediately incorporate into the soil. (See Soil Incorporation Note.)
	Mole Crickets	2 lbs. per acre or 3/4 oz. per 1,000 sq. ft.	Apply to plant beds 1-2 days before planting and immediately incorporate into the top 1-2 inches of soil.
	Wireworms	6-8 lbs. per acre or 2 1/4-3 oz. per 1,000 sq. ft.	Broadcast just before planting and immediately incorporate into the top 4-8 inches of soil.
	Aphids, Serpentine Leafminers	1/2 lb. per acre or 1/5 oz. per 1,000 sq. ft.	Apply as insects appear. Repeat application after 7 days if necessary. Do not make more than 5 applications per season. Do not apply within 5 days of harvest or illegal residues may occur. Note: Diazinon will not control organophosphate-resistant leafminers.
Potatoes	Cutworms (Surface and Subterranean)	4-8 lbs. per acre or 1 1/2-3 oz. per 1,000 sq. ft.	Broadcast just before planting and immediately incorporate into the soil. (See Soil Incorporation Note.)
	Southern Potato Wireworms (Southeastern U.S.)	4-8 lbs. per acre or 1 1/2-3 oz. per 1,000 sq. ft.	For potatoes grown on mineral soils in the Southeast, apply prior to planting and immediately incorporate into the top 3-6 inches of soil depending on location of wireworms.
	Aphids, Flea Beetles, Colorado Potato Beetles, Dipterous Leafminers	1/2-3/4 lb. per acre or 1/5-2/10 oz. per 1,000 sq. ft.	Apply as insects occur. Repeat application, as necessary, up to 5 times with a minimum of 7 days between applications. Do not apply within 35 days of harvest or illegal residues may occur. Note: Diazinon will not control organophosphate-resistant leafminers.
	Banded Cucumber Beetles, Leafhoppers, Southern Armyworms	3/4-1 lb. per acre or 2/10-2/5 oz. per 1,000 sq. ft.	Apply as insects occur. Repeat application if necessary up to 5 times with a minimum of 7 days between applications. Do not apply within 35 days of harvest or illegal residues may occur.

Note: Do not use on commercially grown potatoes which will be hand-harvested.

Crop	Pest	Rate	Timing/Special Directions
Carrots	Cutworms	4-8 lbs. per acre or 1½-3 oz. per 1,000 sq. ft.	Broadcast just before planting and immediately incorporate into the soil. (See Soil Incorporation Note.)
	Mole Crickets	2 lbs. per acre or ¾ oz. per 1,000 sq. ft.	Apply to plant beds or fields 1-2 days before planting and immediately incorporate into the top 1-2 inches of soil.
	Wireworms	6-8 lbs. per acre or 2¼-3 oz. per 1,000 sq. ft.	Broadcast just before planting and immediately incorporate into the top 4-8 inches of soil.
	Carrot Rust Fly	4 lbs. per acre or 1½ oz. per 1,000 sq. ft.	Apply as a drench to the seed furrow at planting.
	Aphids	1 lb. per acre or 2½ oz. per 1,000 sq. ft.	Apply as insects occur. Repeat application, as necessary, up to 5 times with a minimum of 7 days between applications. Do not apply within 14 days of harvest, or illegal residues may occur.
Cauliflower	Root Maggots	4-6 lbs. per acre or 1½-2¼ oz. per 1,000 sq. ft.	Broadcast just before planting or transplanting and immediately incorporate into the top 3-4 inches of soil.
		4-8 oz. in 50 gals. of water	In transplant water as a drench application when 200-300 gals. of water are used per acre. Apply ½-1 cup (4 to 8 oz.) per plant by hand or by tractor mounted sprayer equipped with drop nozzles to direct spray to the base of the plant. Note: Transplant water treatments may result in stand reduction due to plant stress at time of transplanting.
	Cutworms	4-8 lbs. per acre or 1½-3 oz. per 1,000 sq. ft.	Broadcast just before planting and immediately incorporate into the soil. (See Soil Incorporation Note.)
	Mole Crickets	2 lbs. per acre or ¾ oz. per 1,000 sq. ft.	Apply to plant beds 1-2 days before planting and immediately incorporate into the top 1-2 inches of soil.
	Wireworms	6-8 lbs. per acre or 2¼-3 oz. per 1,000 sq. ft.	Broadcast just before planting and immediately incorporate into the top 4-8 inches of soil.
	Aphids, Diamondback Moths, Imported Cabbageworms, Dipterous Leafminers	½-1 lb. per acre or 1½-2½ oz. per 1,000 sq. ft.	Apply as insects occur. Repeat application, as necessary, up to 5 times, with a minimum of 7 days between applications. Do not apply within 7 days of harvest or illegal residues may occur. Note: Diazinon will not control organophosphate-resistant leafminers.
Chinese Broccoli, Chinese Cabbage (Bok Choy and Napa), Chinese Mustard (Gai Choy)	Aphids, Diamondback Moths, Imported Cabbageworms, Dipterous Leafminers	½-1 lb. per acre or 1½-2½ oz. per 1,000 sq. ft.	Apply as insects occur. Repeat application, as necessary, up to 5 times, with a minimum of 7 days between applications. Do not apply within 10 days of harvest or illegal residues may occur. Note: Diazinon will not control organophosphate-resistant leafminers.



16,277


Crop	Pest	Rate	Timing/Special Directions
Collards	Cutworms	4-8 lbs. per acre or 1½-3 oz. per 1,000 sq. ft.	Broadcast just before planting and immediately incorporate into the soil. (See Soil Incorporation Note.)
	Mole Crickets	2 lbs. per acre or ¾ oz. per 1,000 sq. ft.	Apply to plant beds 1-2 days before planting and immediately incorporate into the top 1-2 inches of soil.
	Wireworms	6-8 lbs. per acre or 2¼-3 oz. per 1,000 sq. ft.	Broadcast just before planting and immediately incorporate into the top 4-8 inches of soil.
	Aphids, Diamondback Moths, Imported Cabbageworms, Horticultural Cabbagebugs, Corn Earworms	½-1 lb. per acre or ¼-½ oz. per 1,000 sq. ft.	Apply as insects occur. Repeat application, as necessary, up to 5 times, with a minimum of 7 days between applications. Do not apply within 10 days of harvest or illegal residues may occur.
Cucumbers	Cutworms	4-8 lbs. per acre or 1½-3 oz. per 1,000 sq. ft.	Broadcast just before planting and immediately incorporate into the soil. (See Soil Incorporation Note.)
	Wireworms	6-8 lbs. per acre or 2¼-3 oz. per 1,000 sq. ft.	Broadcast just before planting and immediately incorporate into the top 4-8 inches of soil.
	Aphids, Serpentine Leafminers, Thrips, Striped Cucumber Beetles, Melonworms	1 lb. per acre or 2½ oz. per 1,000 sq. ft.	Apply as insects occur. Repeat application, as necessary, every 7 days. Do not make more than 5 applications per season. Do not apply within 7 days of harvest or illegal residues may occur. Note: Diazinon will not control organophosphate-resistant leafminers.
Endive (Escarole)	Cutworms	4-8 lbs. per acre or 1½-3 oz. per 1,000 sq. ft.	Broadcast just before planting and immediately incorporate into the soil. (See Soil Incorporation Note.)
	Mole Crickets	2 lbs. per acre or ¾ oz. per 1,000 sq. ft.	Apply to plant beds or fields 1-2 days before planting or transplanting and immediately incorporate into the top 1-2 inches of soil.
	Wireworms	6-8 lbs. per acre or 2¼-3 oz. per 1,000 sq. ft.	Broadcast just before planting and immediately incorporate 4-8 inches into soil.
	Aphids, Dipterous Leafminers	½-1 lb. per acre or ¼-½ oz. per 1,000 sq. ft.	Apply as insects occur. Repeat application, as necessary, up to 5 times with a minimum of 7 days between applications. Do not apply within 14 days of harvest. Note: Diazinon will not control organophosphate-resistant leafminers.
Kale	Cutworms	4-8 lbs. per acre or 1½-3 oz. per 1,000 sq. ft.	Broadcast just before planting and immediately incorporate into the soil. (See Soil Incorporation Note.)
	Mole Crickets	2 lbs. per acre or ¾ oz. per 1,000 sq. ft.	Apply to plant beds 1-2 days before planting and immediately incorporate into the top 1-2 inches of soil.
	Wireworms	6-8 lbs. per acre or 2¼-3 oz. per 1,000 sq. ft.	Broadcast just before planting and immediately incorporate into the top 4-8 inches of soil.
	Aphids, Diamondback Moths, Imported Cabbageworms, Horticultural Cabbagebugs, Corn Earworms	½-1 lb. per acre or ¼-½ oz. per 1,000 sq. ft.	Apply as insects occur. Repeat application, as necessary, up to 5 times, a minimum of 7 days between applications. Do not apply within 10 days of harvest or illegal residues may occur.



EPA Reg. No. 769-~~924~~ EPA Est. No. 769-GA-1
Manufactured By:

SureCo, Inc.

Fort Valley, GA 31030 U.S.A.



BEST AVAILABLE COPY