

748-307

04/02/2010

1/8



UNITED STATES ENVIRONMENTAL PROTECTION AGENCY  
WASHINGTON, DC 20460

APR 02 2010

OFFICE OF  
PREVENTION, PESTICIDES  
AND TOXIC SUBSTANCES

J. Michael Kelley, Agent for PPG Industries, Inc.  
c/o Toxcel  
P.O. Box 363  
7140 Heritage Village Plaza  
Gainesville, VA. 20156

RE: Label Amendment Dated March 29, 2010  
Product Name: CHES60  
EPA Registration Number: 748-307

Dear Mr. Kelley:

The Agency has reviewed your submission in accordance with continuing registration under the Federal Insecticide Fungicide and Rodenticide Act (FIFRA), as amended, and determined the action to be acceptable.

In summary, your request to update the label and revise the Storage and Disposal instructions in accordance with PR Notice 2007-4 is approved. A copy of your stamped accepted label is enclosed. Please submit a finished label for the file.

If you have questions concerning this letter, please contact Tom Luminello by telephone, (703) 308-8075, or by e-mail at [luminello.tom@epa.gov](mailto:luminello.tom@epa.gov).

Sincerely,

A handwritten signature in black ink, appearing to read "Wanda Y. Henson".

Wanda Y. Henson  
Acting Product Manager 32  
Regulatory Management Branch II  
Antimicrobials Division (7510-P)

**CHES60**  
**Dry Chlorinating Tablets**  
**FOR REPACKAGING AND FORMULATING ONLY**

EPA Reg. No. 748-307  
EPA Est. No. 748-WV-1 or 52270-GA-1 or 85855-WV-001

**ACTIVE INGREDIENT:**

Calcium Hypochlorite .....	60%
<b>OTHER INGREDIENTS:</b> .....	40%
<b>TOTAL:</b> .....	100%

Minimum 57.5% Available Chlorine

**KEEP OUT OF REACH OF CHILDREN**  
**DANGER**

- Do not mix with any other chemicals, including any other pool chemicals of any kind.
- Mixing with other chemicals could cause a fire or explosion.
- Always add product to large quantities of water to fully dissolve product.
- Do not pour water into product, always add product to water
- Do not use with stabilized chlorine or bromine tablet chemical feeders.
- See additional precautionary statements on back label.

**FIRST AID:** If in eyes, hold eye open and rinse slowly and gently with water for 15-20 minutes. Remove contact lenses, if present, after the first 5 minutes, then continue rinsing eye. Call a poison control center or doctor for treatment advice. If on skin or clothing, take off contaminated clothing. Rinse skin immediately with plenty of water for 15-20 minutes. Call a poison control center or doctor for treatment advice. If swallowed, call poison control center or doctor immediately for treatment advice. Have person sip a glass of water if able to swallow. Do not induce vomiting unless told to do so by the poison control center or doctor. Do not give anything by mouth to an unconscious person. If inhaled, move person to fresh air. If person is not breathing, call 911 or an ambulance, then give artificial respiration, preferably by mouth-to-mouth, if possible. Call a poison control center or doctor for further treatment advice. **Note to Physician,** probable mucosal damage may contraindicate the use of gastric lavage.

**Contact 1-412-434-4515 or your poison control center for 24-hour emergency medical treatment information. Have the product container or label with you when calling a poison control center or doctor, or going for treatment.**

Manufactured by  
**PPG INDUSTRIES, INC.**  
 One PPG Place  
 Pittsburgh, PA 15272  
 Emergency Telephone Number: 1-412-434-4515

NET WT. XXX lbs. (XXX Kgs.)



**PRECAUTIONARY STATEMENTS  
HAZARDS TO HUMANS AND DOMESTIC ANIMALS**

**DANGER** - Highly Corrosive. Causes irreversible eye damage and skin burns. Do not get in eyes, on skin, or on clothing. Wear goggles or face shield and rubber gloves when handling. Wash thoroughly with soap and water after handling and before eating, drinking, chewing gum, using tobacco, or going to the toilet. Remove and wash contaminated clothing and shoes before reuse. May be fatal if swallowed. Irritating to nose and throat. Avoid breathing dust.


*[NOTE TO EPA: The following statement will appear on package sizes 50 lbs or larger.]*

**ENVIRONMENTAL HAZARDS:** This pesticide is toxic to fish and aquatic organisms. Do not discharge effluent containing this product into lakes, streams, ponds, estuaries, oceans or other waters unless in accordance with the requirements of a National Pollutant Discharge Elimination System (NPDES) permit and the permitting authority has been notified in writing prior to discharge. Do not discharge effluent containing this product to sewer systems without previously notifying the sewage treatment plant authority. For guidance contact your State Water Board or Regional Office of the EPA.

*[NOTE TO EPA: The following statement will appear on package sizes less than 50 lbs:]*

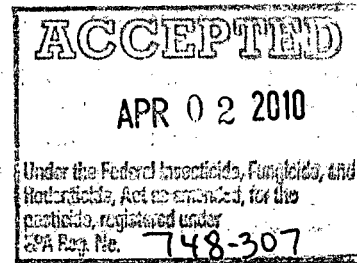

**ENVIRONMENTAL HAZARDS:** This pesticide is toxic to fish and aquatic organisms

**PHYSICAL AND CHEMICAL HAZARDS:** Strong oxidizing agent! Mix only with water. Do not mix this product with any other chemicals, including any other pool chemicals of any kind, such as other disinfection or "shock" pool products. Always add product to large quantities of water to dissolve product. Do not pour water into product. [The following statement shall not be used on small, single use packages: Use only a clean, dry utensil made of metal or plastic each time product is taken from the container.] Do not add this product to any dispensing device containing remnants of any other product or pool chemical. Such use may cause violent reaction leading to fire or explosion. Contamination with moisture, acids, organic matter, other chemicals (including, but not limited to cleaning chemicals and other pool chemicals), petroleum or paint products or other easily combustible materials may start a chemical reaction with generation of heat, liberation of hazardous gases and possible violent reaction leading to fire or explosion. If product becomes contaminated or decomposes do not reseal container. If possible isolate container in open air or well-ventilated area. Flood with large volumes of water, if necessary, to fully dissolve product.



[NOTE TO EPA: The following Optional Marketing Claims and Symbols may be added to the product label:]

- Dry Chlorinating Granules for Swimming Pools "or" Calcium Hypochlorite Granules for Swimming Pools
- Bactericide "or" Kills Bacteria
- Algaecide "or" Controls Algae
- Destroys Organic Contaminants "or" Removes Organic Waste
- Low Residue
- Restores a Crystal Clarity to Pool Water "or" Restores Sparkle and Clarity to Pool Water
- For Use with All Pool Surfaces (vinyl and plaster)
- For Pools and Spas
- Buffered Sanitizer, Oxidizer "or" Buffered (easier to maintain pH balance in pool)
- Stop! Do not mix with other products or pre-dissolve before use



**Directions for Use**

**DIRECTIONS FOR USE:** It is a violation of Federal law to use this product in a manner inconsistent with its labeling.

**SWIMMING POOL USE**

This calcium hypochlorite product is a dry granular free flowing material that contains a minimum of 57.5% available chlorine. It provides a rapid source of a chlorine-containing disinfectant that protects the pool against the growth of bacteria and algae to help keep the pool in a sanitary condition.

For any application method you choose: No one can be in the pool when chemicals are being added directly to the pool. **Do not mix this product with other chemicals, including any other pool chemicals of any kind, such as other disinfection or "shock" products. Mixing could cause a fire or explosion. Always add this product into large quantities of water to fully dissolve. Never add water into product.** Make sure to keep the pump and filter running during application and for at least 6 to 8 hours after application to allow for the best product dispersion. For best results, test your pool water prior to addition of this product and maintain pool water parameters in the ranges noted below.

This product will raise the pH of pool water. For best results, test your pool water prior to addition of this product. If your pH measures 7.4 or higher, adjust it downward so that it is between 7.2 to 7.4. This will help avoid clouding of water and allow for faster dispersion of the product.

**APPLICATION METHOD:**

This product can be added by broadcasting the dry granules over the pool water surface at the deepest end of the pool while the pump is running. Should any granules settle at the bottom of the pool, use a pool brush to disperse them. Take care to not tear the liner in above ground pools (or any pool with a liner) while brushing.


This product can be directly added into the skimmer while the pump is running. Make sure that all other chemicals or debris have been removed from the skimmer before adding product.

**HOW TO APPLY TO POOLS:**

**REMINDER:** Never add water to product. Always add product to large quantities of water to fully dissolve. Maintain operation of your pump and filter. Treatment should be done at night or during a period when the pool is not in use

**Opening Pool/Initial Chlorination:** Begin operation of your recirculation equipment. Balance the water by making certain the pool water parameters for pH, total alkalinity and water hardness are in their proper ranges, provided in Table 1. Follow "Shock Treatment/Superchlorination" application directions to superchlorinate the pool. Allow 30 minutes for the product to disperse, then determine the free chlorine residual using a pool test kit. If no residual is found, superchlorinate again. Repeat treatment, as needed, until the chlorine residual is 1.0 ppm. If a stabilizer is used, check and adjust stabilizer to proper level (10-20 ppm). Do not enter the water until the free chlorine residual is 4.0 ppm or less. Wait at least 4 hours, preferably overnight; then vacuum the pool bottom. Begin routine chlorination.

**Routine Chlorination:** The pH, total alkalinity, water hardness, and stabilizer concentration should be maintained at values recommended in Table 1 under "Regular Treatment for Pools in Use." Actual dosages of this product required to maintain the desired free chlorine residual will vary with sunlight, water temperature, bathing load, stabilizer concentration, water balance, and other factors. Use a test kit frequently to determine and maintain the proper free chlorine residual. Do not enter the pool until the free chlorine residual has dropped to 4.0 ppm or less as measured using your test kit.



Add 3.5-4.5 ounces of this product (1.3-2.6 ounces in stabilized pools) per 5,000 gallons of water daily or as often as needed to maintain the desired free chlorine residual whether the pool is in use or not. For small changes in free chlorine residual once a free chlorine residual is detected, the addition of 1.3 ounces of this product to 5,000 gallons of water will raise the free chlorine residual approximately 1.0 ppm.

**Shock Treatment / Superchlorination:** Adjust pH between 7.2 and 7.4 prior to shocking or superchlorination. Add this product at night or when the pool is not in use. To prevent pool water problems, shock at least once per week during periods of heavy use or when water temperatures are above 80°F and once every two weeks in residential pools receiving normal usage. Maintain operation of the pump and filter. Do not enter the pool until the free chlorine residual has dropped to 4.0 ppm or less as measured using a suitable test kit. Between treatments with this product, continue to maintain the proper water balance and sanitizer level in your pool as recommended on the label of your normal pool sanitizer.

Add 1.3 to 2.6 ounces of this product to every 1,000 gallons of water to yield 5-10 ppm available chlorine.

**ADDITIONAL INSTRUCTIONS FOR SWIMMING POOL CARE:**

**Regular Treatment for Pools in Use:** Maintain pool water parameters in the ranges in Table 1 or at levels required by local regulations. This product will raise the pH of pool water. If your pH measures 7.4 or higher, adjust it downward to between 7.2 to 7.4. This will help avoid clouding of water and allow for faster dispersion of the product. Obtain and make use of a pool test kit to measure pH, free chlorine residual, total alkalinity, water hardness, and cyanuric acid concentration.

**Table 1. Parameters for Water in Pools**

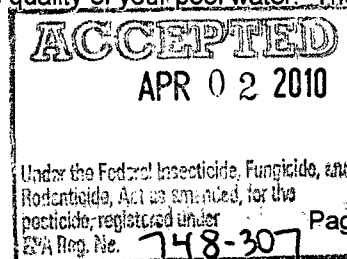
Parameter	Test Frequency	Level
pH	Daily	7.2 to 7.4
Free Chlorine Residual	Daily	1 to 3 ppm in unstabilized pools. 2 to 4 ppm minimum in stabilized pools.
Total Alkalinity as CaCO <sub>3</sub>	Weekly	80-100 ppm
Stabilizer (Cyanuric Acid)	Monthly	10-20ppm
Water Hardness as CaCO <sub>3</sub>	Monthly	200 ppm minimum

[NOTE TO EPA: For smaller packages, the following statement in paragraph form can be used instead of the above paragraph and table:]

**Regular Treatment for Pools in Use:** Maintain pool water parameters as follows: adjust pH to 7.2-7.4, free chlorine residual 1-4 ppm, total alkalinity 80-100ppm, stabilizer 10-20ppm, and water hardness at 200 ppm minimum. Obtain and make use of a pool test kit to measure the levels.

[NOTE TO EPA: Optional Statements for Pool Maintenance:]

**Proper Water Balance and Use of Stabilizer:** Maintaining the proper pH, total alkalinity, and water hardness is necessary to obtain proper water balance, and help avoid problems such as cloudy water, scaling, corrosion and swimmer discomfort. Stabilizer (cyanuric acid) slows down the rate at which chlorine is destroyed by sunlight. Follow carefully the directions given with the product when using a stabilizer. Kits for testing free chlorine, pH, total alkalinity, water hardness, and cyanuric acid concentration are an integral part of a proper program for controlling the quality of your pool water. The kits are inexpensive and available from most pool chemical dealers.



**How to determine the capacity of your pool:**

- First:** Approximate the average depth in feet by adding the depth at the deep end to the depth at the shallow end and divide the total by two.
- Then:** For rectangular or square pools: Multiply length (ft) x width (ft) x average depth (ft) x 7.5 = capacity of pool in gallons.  
For circular pools: Multiply diameter (ft) x diameter (ft) x average depth (ft) x 5.9 = capacity of pool in gallons.  
For oval pools: Multiply long axis (ft) x short axis (ft) x average depth (ft) x 5.9 = capacity of pool in gallons.
- NOTE:** If pool has sloping sides, multiply total gallons calculated by 0.85 to arrive at the capacity of your pool.

**End of Season:** At the end of the swimming pool season, or when the water is to be drained from the pool, chlorine must be allowed to dissipate from treated pool water before discharge. Do not chlorinate the pool within 24 hours prior to discharge.

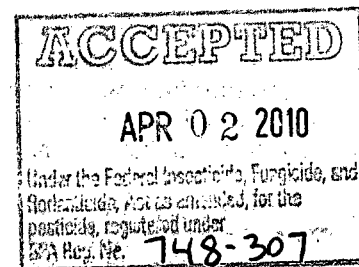
**HANDY REFERENCE GUIDE FOR SOLUTIONS:**

- \* 1 lb. (16 ounces) of this product in 66,000 gallons of water is 1 ppm available chlorine.
- \* 1.5 lbs. (28 ounces) of this product in 100 gallons of water is 1,000 ppm available chlorine.
- \* 7.6 lbs. (139 ounces) of this product in 50 gallons of water is a 1% solution (10,000 ppm available chlorine).

(1 ounce of this product equals approximately 2 level tablespoons)

For specific literature on other accepted uses, contact PPG.

For a complete copy of the master label for this product, contact PPG or review the most current EPA stamped-accepted label available at [www.epa.gov/pesticides/pestlabels](http://www.epa.gov/pesticides/pestlabels).



**STORAGE AND DISPOSAL**

Do not contaminate food or feed by storage, disposal, or cleaning of equipment.

**Pesticide Storage**

Keep this product dry in a tightly closed container when not in use. Store in a cool, dry, well ventilated area away from heat or open flame. In case of decomposition, isolate container (if possible) and flood area with large amounts of water to dissolve all materials before discarding this container.

**Pesticide Disposal**

Pesticide wastes may be hazardous. Improper disposal of excess pesticide, spray mixture or rinsate is a violation of Federal Law. If these wastes cannot be disposed of by use according to label instructions, contact your State Pesticide or Environmental Control Agency, or the Hazardous Waste Representative at the nearest EPA Regional Office for guidance.

**Container Handling**

*[NOTE TO EPA: Language for Plastic non-refillable rigid containers all pails, drums and bottles]*  
Nonrefillable container. Do not reuse or refill this container. Triple rinse or pressure rinse container (or equivalent) promptly after emptying.

*[NOTE TO EPA: This language is for containers with capacities less than 5 gallons]*  
Triple rinse as follows: Empty the remaining contents into application equipment or a mix tank. Fill the container ¼ full with water and recap. Shake for 10 seconds. Pour rinsate into application equipment or a mix tank or store rinsate for later use or disposal. Drain for 10 seconds after the flow begins to drip. Repeat this procedure two more times. Then offer for recycling if available or place in trash collection.

*[NOTE TO EPA: This language is for containers with capacities greater than 5 gallons or 50 lbs.]*  
Triple rinse as follows: Empty the remaining contents into application equipment or a mix tank. Fill the container ¼ full with water. Replace and tighten closures. Tip container on its side and roll it back and forth, ensuring at least one complete revolution, for 30 seconds. Stand the container on its end and tip it back and forth several times. Turn the container over onto its other end and tip it back and forth several times. Empty the rinsate into application equipment or a mix tank or store rinsate for later use or disposal. Repeat this procedure two more times. Then offer for recycling if available or place in trash collection.

*[NOTE TO EPA: This language is for non-refillable bags of granular or dry formulation.]*  
Completely empty bag into pool by shaking and tapping sides and bottom to loosen clinging particles. Submerge empty bag in pool to eliminate any residue, then place bag in trash for disposal.

**LIMITED WARRANTY:** The Manufacturer warrants, for a period of 1 year from purchase, that when this Product is stored and used, all in accordance with label directions, it will be fit for its intended purpose. THE MANUFACTURER EXPRESSLY DISCLAIMS ALL OTHER EXPRESS OR IMPLIED WARRANTIES. TO THE EXTENT THIS DISCLAIMER IS PROHIBITED BY APPLICABLE LAW, ANY IMPLIED WARRANTIES ON THIS PRODUCT ARE LIMITED IN DURATION TO THE DURATION OF THIS WARRANTY. If this Product fails to conform to this Limited Warranty, the Manufacturer will refund your purchase price or furnish you with replacement product, at Manufacturer's option. This is the Manufacturer's sole liability and in no event will Manufacturer be liable for direct, indirect, special, incidental or consequential damages. To make a claim under this Limited Warranty, contact the store/dealership where you purchased this Product. This Limited Warranty gives you specific legal rights, and you may also have other legal rights which vary from state to state.

