

748-294

3/30/2011

1/7



UNITED STATES ENVIRONMENTAL PROTECTION AGENCY
WASHINGTON, DC 20460

MAR 30 2011

OFFICE OF CHEMICAL SAFETY
AND POLLUTION PREVENTION

Natalie A. Gaydos
Senior EHS Specialist
PPG Industries
4325 Rosanna Drive
Allison Park, PA 15101

FILE COPY

Subject: Zappit™ ES
EPA Reg. No. 748-294
Application Dated: February 28, 2011
Receipt Date: March 1, 2011

Dear Ms. Gaydos:

The following notification submitted in connection with registration under the provisions of PR Notice 98-10, Federal Insecticide, Fungicide, and Rodenticide Act (FIFRA) section 3(c)9 is acceptable.

Proposed Notification:

- Optional marketing language "Now Treats 10% More Water"

Comments:

Based on a review of the material submitted, the following comments apply:

This application for notification to revise the product label, as referenced above, is acceptable. A copy has been placed in our records for future reference.

Should you have any questions concerning this letter, please contact me at Henson.Wanda@epa.gov or call (703) 308-6345.

Sincerely,

A handwritten signature in black ink that reads "Wanda Henson".

Wanda Henson
Acting Product Manager (32)
Regulatory Management Branch II
Antimicrobials Division (7510P)

ZAPPIT™ ES
Shock Treatment
And Super Chlorinator for Swimming Pools

EPA Reg. No. 748-294
EPA Est. No. 52270-GA-1 or 85855-WV-001 or 748-WV-1

ACTIVE INGREDIENT:	
Calcium Hypochlorite	73%
OTHER INGREDIENTS:	
	27%
TOTAL:	
	100%
Minimum 70% Available Chlorine	

NOTIFICATION
Date Reviewed: 3/30/2011
Reviewed By: _____


KEEP OUT OF REACH OF CHILDREN
DANGER

Do not mix with any other chemicals, including any other pool chemicals of any kind.
Mixing with other chemicals could cause a fire or explosion.
Always add product to large quantities of water to fully dissolve product.
Do not pour water into product, always add product to water
See additional precautionary statements on back label.

FIRST AID: **If in eyes**, hold eye open and rinse slowly and gently with water for 15-20 minutes. Remove contact lenses, if present, after the first 5 minutes, then continue rinsing eye. Call a poison control center or doctor for treatment advice. **If on skin or clothing**, take off contaminated clothing. Rinse skin immediately with plenty of water for 15-20 minutes. Call a poison control center or doctor for treatment advice. **If swallowed**, call poison control center or doctor immediately for treatment advice. Have person sip a glass of water if able to swallow. Do not induce vomiting unless told to do so by the poison control center or doctor. Do not give anything by mouth to an unconscious person. **If inhaled**, move person to fresh air. If person is not breathing, call 911 or an ambulance, then give artificial respiration, preferably by mouth-to-mouth, if possible. Call a poison control center or doctor for further treatment advice. **Note to Physician**, probable mucosal damage may contraindicate the use of gastric lavage.
Contact 1-412-434-4515 or your poison control center for 24-hour emergency medical treatment information. Have the product container or label with you when calling a poison control center or doctor, or going for treatment.

Manufactured by
PPG INDUSTRIES, INC.
One PPG Place
Pittsburgh, PA 15272
Emergency Telephone Number: 1-412-434-4515

NET WT. XXX lbs. (XXX Kgs.)



**PRECAUTIONARY STATEMENTS
HAZARDS TO HUMANS AND DOMESTIC ANIMALS**

DANGER - Highly Corrosive. Causes irreversible eye damage and skin burns. Do not get in eyes, on skin, or on clothing. Wear goggles or face shield and rubber gloves when handling. Wash thoroughly with soap and water after handling and before eating, drinking, chewing gum, using tobacco, or going to the toilet. Remove and wash contaminated clothing and shoes before reuse. May be fatal if swallowed. Irritating to nose and throat. Avoid breathing dust.


[NOTE TO EPA: The following statement will appear on package sizes 50 lbs or larger:]

ENVIRONMENTAL HAZARDS: This pesticide is toxic to fish and aquatic organisms. Do not discharge effluent containing this product into lakes, streams, ponds, estuaries, oceans or other waters unless in accordance with the requirements of a National Pollutant Discharge Elimination System (NPDES) permit and the permitting authority has been notified in writing prior to discharge. Do not discharge effluent containing this product to sewer systems without previously notifying the sewage treatment plant authority. For guidance contact your State Water Board or Regional Office of the EPA.

[NOTE TO EPA: The following statement will appear on package sizes less than 50 lbs:]

ENVIRONMENTAL HAZARDS: This pesticide is toxic to fish and aquatic organisms


PHYSICAL AND CHEMICAL HAZARDS: Strong oxidizing agent! Mix only with water. Do not mix this product with any other chemicals, including any other pool chemicals of any kind, such as other disinfection or "shock" pool products. Always add product to large quantities of water to dissolve product. Do not pour water into product. [The following statement shall not be used on small, single use packages: Use only a clean, dry utensil made of metal or plastic each time product is taken from the container.] Do not add this product to any dispensing device containing remnants of any other product or pool chemical. Such use may cause violent reaction leading to fire or explosion. Contamination with moisture, acids, organic matter, other chemicals (including, but not limited to cleaning chemicals and other pool chemicals), petroleum or paint products or other easily combustible materials may start a chemical reaction with generation of heat, liberation of hazardous gases and possible violent reaction leading to fire or explosion. If product becomes contaminated or decomposes do not reseal container. If possible isolate container in open air or well-ventilated area. Flood with large volumes of water, if necessary, to fully dissolve product.



A/7

[NOTE TO EPA: The following Optional Marketing Claims and Symbols may be added to the product label:]

- Kills Bacteria, Controls Algae, Destroys Organic Contaminants
- Restores a Crystal Clarity to Pool Water "or" Restores Sparkle and Clarity to Pool Water
- Fast Dissolving "or" Quick Dissolving
- No Need to Predissolve "or" Eliminates the Need to Predissolve
- For Use with All Pool Surfaces (vinyl and plaster)
- For Pools and Spas
- For new pool start-ups
- Buffered Sanitizer, Oxidizer "or" Buffered (easier to maintain pH balance in pool)
- Shock Treatment / Superchlorinator for Swimming Pools
- Does not lower pH or destroy total alkalinity
- Bactericide
- Algaecide
- Controls odor
- Reduces BOD
- Reduces Hydrogen Sulfide odor
- Simply Broadcast Over Deep end of the Pool
- Stop! Do not mix with other products or pre-dissolve before use
- 1 Pound Treats 16,500 gallons
- Step 3 Shock
- Now Treats 10% More Water



Directions for Use

DIRECTIONS FOR USE: It is a violation of Federal law to use this product in a manner inconsistent with its labeling.

SWIMMING POOL USE

Pool water is subject to a build-up of a wide variety of organic contaminants including swimmer wastes, such as perspiration, ammonia compounds, and natural and synthetic oils and lotions. If left untreated, the build-up of these contaminants can lead to the development of noxious odors, irritating water, and unsightly water clarity problems. These organic wastes serve as nutrients for bacteria, algae, and other organisms, and should be removed from the pool on a regular basis to prevent their build up. This product will effectively reduce organic contamination in swimming pool water resulting in increased water clarity.

USE DIRECTIONS:

For any application method you choose: No one can be in the pool when chemicals are being added directly to the pool. **Do not mix this product with other chemicals, including any other pool chemicals of any kind, such as other disinfection or "shock" products. Mixing could cause a fire or explosion. Always add this product into large quantities of water to fully dissolve. Never add water into product.** Make sure to keep the pump and filter running during application and for at least 6 to 8 hours after application to allow for the best product dispersion. For best results, test your pool water prior to addition of this product and maintain pool water parameters in the ranges noted below.

This product will raise the pH of pool water. For best results, test your pool water prior to addition of this product. If your pH measures 7.4 or higher, adjust it downward so that it is between 7.2 to 7.4. This will help avoid clouding of water and allow for faster dispersion of the product.

This product can be added by broadcasting the dry granules over the pool water surface at the deepest end of the pool while the pump is running. Should any granules settle at the bottom of the pool, use a pool brush to disperse them. Take care to not tear the liner in above ground pools (or any pool with a liner) while brushing.

This product can be directly added into the skimmer while the pump is running. Make sure that all other chemicals or debris have been removed from the skimmer before adding product.

HOW TO APPLY TO POOLS:

{For Pouches} Use Entire Bag In One Application.

REMINDER: Never add water to product. Always add product to large quantities of water to fully dissolve. Maintain operation of your pump and filter. Treatment should be done at night or during a period when the pool is not in use

Shock Treatment / Superchlorination: Adjust pH between 7.2 and 7.4 prior to shocking or superchlorination. Add this product at night or when the pool is not in use. To prevent pool water problems, shock at least once per week during periods of heavy use or when water temperatures are above 80°F and once every two weeks in residential pools receiving normal usage. Maintain operation of the pump and filter. Do not enter the pool until the free chlorine residual has dropped to 4.0 ppm or less as measured using a suitable test kit. Between treatments with this product, continue to maintain the proper water balance and sanitizer level in your pool as recommended on the label of your normal pool sanitizer.

For specific literature on other accepted uses, contact PPG.

For a complete copy of the master label for this product, contact PPG or review the most current EPA stamped-accepted label available at www.epa.gov/pesticides/pestlabels.

SEWAGE & WASTEWATER EFFLUENT TREATMENT:

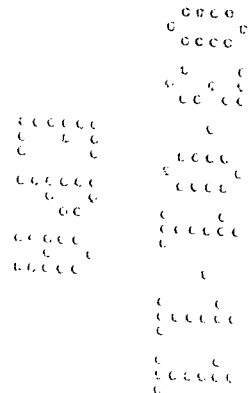
The disinfection of sewage effluent must be evaluated by determining the total number of coliform bacteria and/or fecal coliform bacteria, as determined by the Most Probable Number (MPN) procedure, to ensure that chlorinated effluent has been reduced to or below the maximum permitted by the controlling regulatory jurisdiction.

On the average, satisfactory disinfection of secondary waste water effluent can be obtained when the chlorine residual is 0.5 ppm after 15 minutes contact. Although the chlorine residual is the critical factor in disinfection, the importance of correlating chlorine residual with bacterial kill must be emphasized. The MPN of the effluent, which is directly related to the water quality standards requirements, should be the final and primary standard and the chlorine residual should be considered an operating standard valid only to the extent verified by the coliform quality of the effluent.

The following are critical factors affecting waste water disinfection:

1. **Mixing:** It is imperative that the product and the waste water be instantaneously and completely flash mixed to assure reaction with every chemically active soluble and particulate component of the waste water.
2. **Contacting:** Upon flash mixing, the flow through the system must be maintained.
3. **Dosage/Residual Control:** Successful disinfection is extremely dependent on response to fluctuating chlorine demand to maintain a predetermined, desirable chlorine level. Secondary effluent should contain 0.2 to 1.0 ppm chlorine residual after a 15 to 30 minute contact time. A reasonable average of residual chlorine is 0.5 ppm after 15 minutes contact time.

Effluent slime control: Apply a 100 to 1000 ppm available chlorine solution at a location which will allow complete mixing. Prepare this solution by mixing 2 to 20 oz. of this product with 100 gallons of water. Once control is evident, apply a 15 ppm available chlorine solution. Prepare this solution by mixing 0.3 oz. of this product with 100 gallons of water.



STORAGE AND DISPOSAL:

Do not contaminate food or feed by storage, disposal, or cleaning of equipment.

Pesticide Storage

Keep this product dry in a tightly closed container when not in use. Store in a cool, dry, well ventilated area away from heat or open flame. In case of decomposition, isolate container (if possible) and flood area with large amounts of water to dissolve all materials before discarding this container.

Pesticide Disposal

Pesticide wastes may be hazardous. Improper disposal of excess pesticide, spray mixture or rinsate is a violation of Federal Law. If these wastes cannot be disposed of by use according to label instructions, contact your State Pesticide or Environmental Control Agency, or the Hazardous Waste Representative at the nearest EPA Regional Office for guidance.

Container Handling

[NOTE TO EPA: Language for Plastic non-refillable rigid containers all pails, drums and bottles]

Nonrefillable container. Do not reuse or refill this container. Triple rinse or pressure rinse container (or equivalent) promptly after emptying.

[NOTE TO EPA: This language is for containers with capacities less than 5 gallons]

Triple rinse as follows: Empty the remaining contents into application equipment or a mix tank. Fill the container ¼ full with water and recap. Shake for 10 seconds. Pour rinsate into application equipment or a mix tank or store rinsate for later use or disposal. Drain for 10 seconds after the flow begins to drip. Repeat this procedure two more times. Then offer for recycling if available or place in trash collection.

[NOTE TO EPA: This language is for containers with capacities greater than 5 gallons or 50 lbs and 52 gal fiber drums with liners.]

Triple rinse as follows: Empty the remaining contents into application equipment or a mix tank. Fill the container ¼ full with water. Replace and tighten closures. Tip container on its side and roll it back and forth, ensuring at least one complete revolution, for 30 seconds. Stand the container on its end and tip it back and forth several times. Turn the container over onto its other end and tip it back and forth several times. Empty the rinsate into application equipment or a mix tank or store rinsate for later use or disposal. Repeat this procedure two more times. Then offer for recycling if available or place in trash collection.

[NOTE TO EPA: This language is for non-refillable bags of granular or dry formulation.]

Completely empty bag into pool by shaking and tapping sides and bottom to loosen clinging particles. Submerge empty bag in pool to eliminate any residue, then place bag in trash for disposal.

LIMITED WARRANTY: The Manufacturer warrants, for a period of 1 year from purchase, that when this Product is stored and used, all in accordance with label directions, it will be fit for its intended purpose. THE MANUFACTURER EXPRESSLY DISCLAIMS ALL OTHER EXPRESS OR IMPLIED WARRANTIES. TO THE EXTENT THIS DISCLAIMER IS PROHIBITED BY APPLICABLE LAW, ANY IMPLIED WARRANTIES ON THIS PRODUCT ARE LIMITED IN DURATION TO THE DURATION OF THIS WARRANTY. If this Product fails to conform to this Limited Warranty, the Manufacturer will refund your purchase price or furnish you with replacement product, at Manufacturer's option. This is the Manufacturer's sole liability and in no event will Manufacturer be liable for direct, indirect, special, incidental or consequential damages. To make a claim under this Limited Warranty, contact the store/dealership where you purchased this Product. This Limited Warranty gives you specific legal rights, and you may also have other legal rights which vary from state to state.