

748-275

02/09/2012

1/12



UNITED STATES ENVIRONMENTAL PROTECTION AGENCY
WASHINGTON, D.C. 20460

FEB -9 2012

Natalie A. Gaydos
Sr. EHS Specialist
PPG Industries, Inc.
4325 Rosanna Drive
Pittsburgh, PA 15101

OFFICE OF CHEMICAL SAFETY
AND POLLUTION PREVENTION

Subject: PPG Chlorinating Tablets
EPA Registration No.: 748-275
Notification Date: January 26, 2012
EPA Receipt Date: January 27, 2012

Dear Ms. Gaydos:

This letter acknowledges receipt of your notification submitted under the provisions of FIFRA section 3(c) 9 and PR Notice 98-10.

Proposed Notification

- Add two optional marketing claims to the label:
 1. Start Blue. Stay Blue. ®
 2. Step 2

General Comments


Based on a review of the submitted material, your notification to add two optional marketing claims to the label, Start Blue. Stay Blue. ® and Step 2 are acceptable and apart of the record on file for future reference.

Should you have any questions or comments concerning this letter, you may contact me by telephone at (703) 308-0410 or by e-mail at harris.monisha@epa.gov or Lorena Rivas by telephone at (703) 305-5027 or by e-mail at rivas.lorena@epa.gov. When submitting information or data in response to this letter, a copy of this letter should accompany the submission to facilitate processing.

Sincerely,

A handwritten signature in black ink, appearing to read "Monisha Harris".

Monisha Harris
Product Manager (32)
Regulatory Management Branch II
Antimicrobials Division (7510P)

	United States Environmental Protection Agency Washington, DC 20460	<input type="checkbox"/> Registration <input type="checkbox"/> Amendment <input checked="" type="checkbox"/> Other	OPP Identifier Number
	Application for Pesticide – Section 1		

1. Company/Product Number 748-275	2. EPA Product Manager Monisha Harris	3. Proposed Classification <input checked="" type="checkbox"/> None <input type="checkbox"/> Restricted
4. Company/Product (Name) PPG Industries, Inc./PPG Chlorinating Tablets	PM# 32	

5. Name And Address Of Applicant (Include ZIP Code) PPG Industries, Inc. 4325 Rosanna Drive Pittsburgh, PA 15101 <input type="checkbox"/> Check if this is a new address	6. Expedited Review. In accordance with FIFRA Section 3(c)(3)(b)(i), my product is similar or identical in composition and labeling to: EPA Reg. No. _____ Product Name _____
---	---

Section II

<input type="checkbox"/> Amendment – Explain below.	<input type="checkbox"/> Final Printed labels in response to Agency letter dated _____
<input type="checkbox"/> Resubmission in response to Agency letter dated _____	<input type="checkbox"/> "Me Too" Application.
<input checked="" type="checkbox"/> Notification – Explain below.	<input type="checkbox"/> Other – Explain Below.


Explanation: Use Additional Page(S) If Necessary. (For Section I And Section II.)

Notification of label change to include the following optional marketing claims: "Start Blue. Stay Blue.®" and "Step 2". This notification is consistent with the provisions of PR Notice 98-10 and EPA regulations at 40 CFR 152.46, and no other changes have been made to the labeling or the confidential statement of formula of this product. I understand that it is a violation of 18 U.S.C. Sec. 1001 to willfully make any false statement to EPA. I further understand that if this notification is not consistent with the terms of PR Notice 98-10 and 40 CFR 152.46, this product may be in violation of FIFRA and I may be subject to enforcement action and penalties under sections 12 and 14 of FIFRA.

Section III

1. Material This Product Will Be Packaged In:				2. Type of Container	
Child Resistant Packaging <input checked="" type="checkbox"/> Yes* <input type="checkbox"/> No	Unit Packaging <input type="checkbox"/> Yes <input checked="" type="checkbox"/> No	Water Soluble Packaging <input type="checkbox"/> Yes <input checked="" type="checkbox"/> No	<input type="checkbox"/> Metal <input checked="" type="checkbox"/> Plastic <input type="checkbox"/> Glass <input type="checkbox"/> Paper <input type="checkbox"/> Other (Specify) _____		
* Certification must be submitted- 425# not CR EPA has data on file	If "Yes" Unit Packaging wgt. 1#	No. per Container 2 x 12			
3. Location of Net Contents Information <input checked="" type="checkbox"/> Label <input type="checkbox"/> Container		4. Size(S) Retail Container 6.6#, 16#, 25#, 50#, 55#	5. Location of Label Directions <input checked="" type="checkbox"/> On Label <input type="checkbox"/> On Labeling accompanying product		
6. Manner in Which Label is Affixed to Product		<input checked="" type="checkbox"/> Lithographed <input type="checkbox"/> Paper glued <input type="checkbox"/> Stenciled <input type="checkbox"/> Other _____			

Section IV

1. Contact Point (Complete items directly below for identification of individual to be contacted, if necessary, to process this application.)		
Name Natalie A. Gaydos	Title Sr. EHS Specialist	Telephone No. (Include Area Code) 412-492-5536
Certification I certify that the statements I have made on this form and all attachments thereto are true, accurate and complete. I acknowledge that any knowingly false or misleading statement may be punishable by fine or imprisonment or both under applicable law.		6. Date Application Received
2. Signature 	3. Title Sr. EHS Specialist	
4. Typed Name Natalie A. Gaydos	5. Date January 26, 2012	



PPG Industries

PPG Industries, Inc.
4325 Rosanna Drive
Allison Park, PA 15101 USA

Natalie A. Gaydos
Sr. EHS Specialist
Product Stewardship
Environment, Health & Safety
Phone: 1-412-492-5536
Fax: 1-412-492-5484
E-mail: gaydos@ppg.com

January 26, 2012

Ms. Monisha Harris - Product Manager 32
Document Processing Desk
Office of Pesticide Programs (7504P)
U.S. Environmental Protection Agency
Room S-4900, One Potomac Yard
2777 South Crystal Drive
Arlington, VA 22202

**RE: PPG Chlorinating Tablets, EPA Reg. No. 748-275
Notification of Label Update per PR Notice 98-10**

Dear Ms. Harris:

Attached is a request for a label update for EPA Reg. No. 748-275, PPG Chlorinating Tablets. For your reference, I have also attached a document with the changes noted in red. We would like to add two optional marketing claims to the label:

1. Start Blue. Stay Blue.®
2. Step 2

No other label changes were made.

This notification is consistent with the provisions of PR Notice 98-10 and EPA regulations at 40 CFR 152.46, and no other changes have been made to the labeling or the confidential statement of formula of this product. I understand that it is a violation of 18 U.S.C. Sec. 1001 to willfully make any false statement to EPA. I further understand that if this notification is not consistent with the terms of PR Notice 98-10 and 40 CFR 152.46, this product may be in violation of FIFRA and I may be subject to enforcement action and penalties under sections 12 and 14 of FIFRA.

If you have any questions, please contact me.

Very truly yours,

Natalie A. Gaydos
Attachments

4/12

PPG CHLORINATING TABLETS

EPA Reg. No. 748-275
EPA Est. No. 58401-IL-1

NOTIFICATION
Date Reviewed: 2/19/2012
Reviewed By: *Alena Kivas*

ACTIVE INGREDIENT:
Calcium Hypochlorite 68%
OTHER INGREDIENTS: 32%
TOTAL: 100%
Minimum 65% Available Chlorine


KEEP OUT OF REACH OF CHILDREN DANGER

Do not mix with any other chemicals, including any other pool chemicals of any kind.
Mixing with other chemicals could cause a fire or explosion.
Always add product to large quantities of water to fully dissolve product.
Do not pour water into product, always add product to water
Do not use with stabilized chlorine or bromine tablet chemical feeders.
See additional precautionary statements on back label.

FIRST AID: **If in eyes**, hold eye open and rinse slowly and gently with water for 15-20 minutes. Remove contact lenses, if present, after the first 5 minutes, then continue rinsing eye. Call a poison control center or doctor for treatment advice. **If on skin or clothing**, take off contaminated clothing. Rinse skin immediately with plenty of water for 15-20 minutes. Call a poison control center or doctor for treatment advice. **If swallowed**, call poison control center or doctor immediately for treatment advice. Have person sip a glass of water if able to swallow. Do not induce vomiting unless told to do so by the poison control center or doctor. Do not give anything by mouth to an unconscious person. **If inhaled**, move person to fresh air. If person is not breathing, call 911 or an ambulance, then give artificial respiration, preferably by mouth-to-mouth, if possible. Call a poison control center or doctor for further treatment advice. **Note to physician**, probable mucosal damage may contraindicate the use of gastric lavage.
Contact 1-412-434-4515 or your poison control center for 24-hour emergency medical treatment information. Have the product container or label with you when calling a poison control center or doctor, or going for treatment.

Manufactured by
PPG INDUSTRIES, INC.
One PPG Place
Pittsburgh, PA 15272
Emergency Telephone Number: 1-412-434-4515

NET WT. XXX lbs. (XXX Kgs.)



**PRECAUTIONARY STATEMENTS
HAZARDS TO HUMANS AND DOMESTIC ANIMALS**

DANGER - Highly Corrosive. Causes irreversible eye damage and skin burns. Do not get in eyes, on skin, or on clothing. Wear goggles or face shield and rubber gloves when handling. Wash thoroughly with soap and water after handling and before eating, drinking, chewing gum, using tobacco, or going to the toilet. Remove and wash contaminated clothing and shoes before reuse. May be fatal if swallowed. Irritating to nose and throat. Avoid breathing dust.


[NOTE TO EPA: The following statement will appear on package sizes 50 lbs or larger:]

ENVIRONMENTAL HAZARDS: This pesticide is toxic to fish and aquatic organisms. Do not discharge effluent containing this product into lakes, streams, ponds, estuaries, oceans or other waters unless in accordance with the requirements of a National Pollutant Discharge Elimination System (NPDES) permit and the permitting authority has been notified in writing prior to discharge. Do not discharge effluent containing this product to sewer systems without previously notifying the sewage treatment plant authority. For guidance contact your State Water Board or Regional Office of the EPA.

[NOTE TO EPA: The following statement will appear on package sizes less than 50 lbs:]

ENVIRONMENTAL HAZARDS: This pesticide is toxic to fish and aquatic organisms

PHYSICAL AND CHEMICAL HAZARDS: Strong oxidizing agent! Mix only with water. Do not mix this product with any other chemicals, including any other pool chemicals of any kind, such as other disinfection or "shock" pool products. Always add product to large quantities of water to dissolve product. Do not pour water into product. [The following statement shall not be used on small, single use packages: Use only a clean, dry utensil made of metal or plastic each time product is taken from the container.] Do not add this product to any dispensing device containing remnants of any other product or pool chemical. Such use may cause violent reaction leading to fire or explosion. Contamination with moisture, acids, organic matter, other chemicals (including, but not limited to cleaning chemicals and other pool chemicals), petroleum or paint products or other easily combustible materials may start a chemical reaction with generation of heat, liberation of hazardous gases and possible violent reaction leading to fire or explosion. If product becomes contaminated or decomposes do not reseal container. If possible isolate container in open air or well-ventilated area. Flood with large volumes of water, if necessary, to fully dissolve product.



6/12

[NOTE TO EPA: The following Optional Marketing Claims and Symbols may be added to the product label:]

Water Treating Agent

Bactericide

Algaecide

Erodes slowly to deliver long lasting uniform chlorine protection.

Controls bacteria and algae growth.

Convenient, easy to use with the PPG Chlorinators.

No build-up of stabilizer (cyanuric acid).

Does not lower pH or destroy total alkalinity.

Colored blue to prevent mixing with other non-compatible tablets

Does not contain stabilizer.

Convenient, easy to apply using enclosed skimmer dispenser or the automatic chlorinator.

Use of Sustain skimmer dispenser protects pool equipment when the pump is not running.

One tablet treats 10,000 gallons of water for up to seven days.

"Now with Anti-Scale Additive" or "With Scale Inhibitor"

"EPA SLN No. NJ-040003 – refer to the Section 24(c) supplemental labeling for this use."

Swimming pool use

Commercial pool applications

For Powerbase™ chlorination units

"Restores a crystal clarity to water" or "Restores sparkle and clarity to pool water"

Convenient and easy to use with the PPG Fountain Cup Adjustable Dispenser Jar

Fountain Cup System protects metal light fixtures and nozzles

Fountain Cup hides behind fixtures

Fountains look clean and clear

For Pools and Spas

For new pool start-ups

Buffered Sanitizer, Oxidizer "or" Buffered (easier to maintain pH balance in pool)

Stop! Do not mix with other products or pre-dissolve before use

For consumer Inquiries, Log onto www.AskJoePool.com

Step 2 Sanitizer

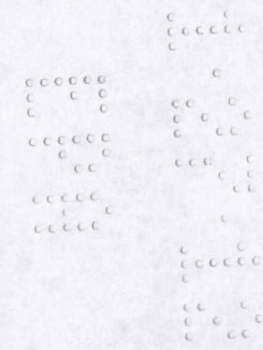
Not for Industrial Use

For Domestic Use

Not for Export

Start Blue. Stay Blue.®

Step 2



7/12

Directions for Use

DIRECTIONS FOR USE: It is a violation of Federal law to use this product in a manner inconsistent with its labeling.

SWIMMING POOL USE

This calcium hypochlorite product in tablet form contains a minimum of 65% available chlorine. It is designed to dissolve slowly (up to 5 hours) and provide a steady source of available chlorine in swimming pools. This product helps to control the growth of algae and effectively kills many bacteria, thus helping to keep the pool in a sanitary condition.

USE DIRECTIONS:

For any application method you choose: No one can be in the pool when chemicals are being added directly to the pool. **Do not mix this product with other chemicals, including any other pool chemicals of any kind, such as other disinfection or "shock" products. Mixing could cause a fire or explosion. Always add this product into large quantities of water to fully dissolve. Never add water into product.** Make sure to keep the pump and filter running during application and for at least 6 to 8 hours after application to allow for the best product dispersion. For best results, test your pool water prior to addition of this product and maintain pool water parameters in the ranges noted below.

This product will raise the pH of pool water. For best results, test your pool water prior to addition of this product. If your pH measures 7.4 or higher, adjust it downward so that it is between 7.2 to 7.4. This will help avoid clouding of water and allow for faster dispersion of the product.

APPLICATION METHOD:

Use chlorinating tablets in a skimmer basket, a floating dispenser, skimmer dispenser or chlorinator to dispense tablets. Do not throw the tablets directly into the pool or allow tablets to contact plastic or steel pool linings.

HOW TO APPLY TO SWIMMING POOLS:

REMINDER: Never add water to product. Always add product to large quantities of water to fully dissolve. Maintain operation of your pump and filter. Treatment should be done at night or during a period when the pool is not in use

Opening Pool/Initial Chlorination: Begin operation of your recirculation equipment. Balance the water by making certain the pool water parameters for pH, total alkalinity and water hardness are in their proper ranges, provided in Table 1. Shock treat the pool. Follow label directions of the product used as recommended. Allow 30 minutes for the product to disperse, then determine the free chlorine residual using a pool test kit. If no residual is found, superchlorinate again. Repeat treatment, as needed, until the chlorine residual is 1.0 ppm. If a stabilizer is used, check and adjust stabilizer to proper level (10-20 ppm). Do not enter the water until the free chlorine residual is 4.0 ppm or less. Wait at least 4 hours, preferably overnight; then vacuum the pool bottom. Begin routine chlorination.

Routine Chlorination: The pH, total alkalinity, water hardness, and stabilizer concentration should be maintained at values recommended in Table 1 under "Regular Treatment for Pools in Use." Actual dosages of this product required to maintain the desired free chlorine residual will vary with sunlight, water temperature, bathing load, stabilizer concentration, water balance, and other factors. Use a test kit frequently to determine and maintain the proper free chlorine residual. Do not enter the pool until the free chlorine residual has dropped to 4.0 ppm or less as measured using your test kit.

Fill chlorinator with PPG Chlorinating Tablets. Adjust flow control valve to initial setting described in the PPG Chlorinator Instruction Manual. Adjust tablet delivery, as needed, to maintain a 1-3 ppm free available chlorine residual. Use a DPD test kit daily to determine and maintain the proper free chlorine residual. Do not use an OTO test kit.

How to adjust: The PPG Chlorinating Tablets are designed to be dispensed using the PPG Chlorinators. To decrease tablet delivery rate: Reduce water flow through the chlorinator. To increase tablet delivery rate: Increase water flow through the chlorinator. Do not throw the tablets directly into the pool or allow tablets to contact plastic or steel pool linings.

Fill the skimmer dispenser or Fountain Cup adjustable dispenser jar with PPG Chlorinating Tablets, adjust dispenser lid to half open and place the dispenser in the skimmer basket. Adjust tablet delivery, as needed, to maintain a 1-3 ppm free available chlorine residual. Run circulation system at least 12 hours each day. Re-fill skimmer dispenser with PPG Chlorinating Tablets each week. Use Sustain 3-way test strips or a DPD test kit daily at first and then at least once each week to determine and maintain the proper free chlorine residual. Do not use an OTO test kit.

How to adjust: The PPG Chlorinating Tablets are designed to be dispensed using the [skimmer dispenser/fountain cup adjustable dispenser]. To decrease tablet delivery rate: Close the adjustable dispenser lid to reduce the flow of water to the tablet surface. To increase tablet delivery rate: 1) Fully open or remove adjustable dispenser lid, 2) Use a second skimmer dispenser, if you have space, 3) Increase circulation time, 4) Increase water flow through the skimmer. Do not throw the tablets directly into the pool or allow tablets to contact plastic or steel pool linings.

ADDITIONAL INSTRUCTIONS FOR SWIMMING POOL CARE:

Regular Treatment: Maintain pool water parameters in the ranges in Table 1 or at levels required by local regulations. This product will raise the pH of pool water. If your pH measures 7.4 or higher, adjust it downward to between 7.2 to 7.4. This will help avoid clouding of water and allow for faster dispersion of the product. Obtain and make use of a pool test kit to measure pH, free chlorine residual, total alkalinity, water hardness, and cyanuric acid concentration.

Table 1. Parameters for Water in Pools

Parameter	Test Frequency	Level
pH	Daily	7.2 to 7.4
Free Chlorine Residual	Daily	1 to 3 ppm in unstabilized pools. 2 to 4 ppm minimum in stabilized pools.
Total Alkalinity as CaCO ₃	Weekly	80-100 ppm
Stabilizer (Cyanuric Acid)	Monthly	10-20 ppm
Water Hardness as CaCO ₃	Monthly	200 ppm minimum

[NOTE TO EPA: For smaller packages, the following statement in paragraph form can be used instead of the above paragraph and table]

Regular Treatment for Pools in Use: Maintain pool water parameters as follows: adjust pH to 7.2-7.4, free chlorine residual 1-4 ppm, total alkalinity 80-100 ppm, stabilizer 10-20 ppm, and water hardness at 200 ppm minimum. Obtain and make use of a pool test kit to measure the levels.

[NOTE TO EPA: Optional Statements for Pool Maintenance:]

Add Sustain® Summer Shield®, once each summer (150 days) to help chlorine protect your pool from algae growth all season long. Begin weekly additions of PPG Shield Energizer tablets to re-energize the protective Sustain® Summer Shield® and keep your pool water sparkling clear. You must follow the use directions of these products.

Proper Water Balance and Use of Stabilizer: Maintaining the proper pH, total alkalinity, and water hardness is necessary to obtain proper water balance, and help avoid problems such as cloudy water,

9/12

scaling, corrosion and swimmer discomfort. Stabilizer (cyanuric acid) slows down the rate at which chlorine is destroyed by sunlight. Follow carefully the directions given with the product when using a stabilizer. Kits for testing free chlorine, pH, total alkalinity, water hardness, and cyanuric acid concentration are an integral part of a proper program for controlling the quality of your pool water. The kits are inexpensive and available from most pool chemical dealers.

How to determine the capacity of your pool:

- First:* Approximate the average depth in feet by adding the depth at the deep end to the depth at the shallow end and divide the total by two.
- Then:* For rectangular or square pools: Multiply length (ft) x width (ft) x average depth (ft) x 7.5 = capacity of pool in gallons.
For circular pools: Multiply diameter (ft) x diameter (ft) x average depth (ft) x 5.9 = capacity of pool in gallons.
For oval pools: Multiply long axis (ft) x short axis (ft) x average depth (ft) x 5.9 = capacity of pool in gallons.
- NOTE:** If pool has sloping sides, multiply total gallons calculated by 0.85 to arrive at the capacity of your pool.

End of Season: At the end of the end of the swimming pool season, or when the water is to be drained from the pool, chlorine must be allowed to dissipate from treated pool water before discharge. Do not chlorinate the pool within 24 hours prior to discharge.

HANDY REFERENCE GUIDE FOR SOLUTIONS:

- * 1 lb. (16 ounces) of this product in 82,000 gallons of water is 1 ppm available chlorine.
- * 1.25 lbs. (20 ounces) of this product in 100 gallons of water is 1,000 ppm available chlorine.
- * 6.3 lbs. (100 ounces) of this product in 50 gallons of water is a 1% solution (10,000 ppm available chlorine).

1 tablets weigh approximately 11.5 oz. (325g).

DECORATIVE AND INTERACTIVE FOUNTAINS AND WATER FEATURES

HOW TO APPLY TO DECORATIVE AND INTERACTIVE FOUNTAINS AND WATER FEATURES:

Initial Chlorination: Begin operation of your recirculation equipment. Balance the water by making certain the water parameters for pH, total alkalinity and water hardness are in their proper ranges, provided in Table 1. Shock treat the water. Follow label directions of the product used as recommended. Allow 30 minutes for the product to disperse, then determine the free chlorine residual using a pool test kit. If no residual is found, superchlorinate again. Repeat treatment, as needed, until the chlorine residual is 1.0 ppm. If a stabilizer is used, check and adjust stabilizer to proper level (10-20 ppm). Do not enter the water until the free chlorine residual is 4.0 ppm or less. Begin routine chlorination.

Routine Chlorination: The pH, total alkalinity, water hardness, and stabilizer concentration should be maintained at values recommended in Table 1 under "Regular Treatment." Actual dosages of this product required to maintain the desired free chlorine residual will vary with sunlight, water temperature, bathing load, stabilizer concentration, water balance, and other factors. Use a test kit frequently to determine and maintain the proper free chlorine residual.

Fill chlorinator with *PPG Chlorinating Tablets*. Adjust flow control valve to initial setting described in the PPG Chlorinator Instruction Manual. Adjust tablet delivery, as needed, to maintain a 1-3 ppm free available chlorine residual. Use a DPD test kit daily to determine and maintain the proper free chlorine residual. Do not use an OTO test kit.

How to adjust: The *PPG Chlorinating Tablets* are designed to be dispensed using the *PPG Chlorinators*. To decrease tablet delivery rate: Reduce water flow through the chlorinator. To increase tablet delivery

rate: Increase water flow through the chlorinator. Do not throw the tablets directly into the water or allow tablets to contact plastic or steel linings.

Fill the [skimmer dispenser/fountain cup adjustable dispenser] with PPG Chlorinating Tablets, adjust dispenser lid to half open and place the dispenser in the skimmer basket. Adjust tablet delivery, as needed, to maintain a 1-3 ppm free available chlorine residual. Run circulation system at least 12 hours each day. Re-fill skimmer dispenser with PPG Chlorinating Tablets each week. Use Sustain 3-way test strips or a DPD test kit daily at first and then at least once each week to determine and maintain the proper free chlorine residual. Do not use an OTO test kit.

How to adjust: The PPG Chlorinating Tablets are designed to be dispensed using the [skimmer dispenser/fountain cup adjustable dispenser]. To decrease tablet delivery rate: Close the adjustable dispenser lid to reduce the flow of water to the tablet surface. To increase tablet delivery rate: 1) Fully open or remove adjustable dispenser lid, 2) Use a second skimmer dispenser, if you have space, 3) Increase circulation time, 4) Increase water flow through the skimmer. Do not throw the tablets directly into the water or allow tablets to contact plastic or steel linings.

Special instructions when recommending use of chlorinating tablets in Fountain Cup Adjustable Dispenser Jars in skimmer baskets:

Chlorinating Tablets Fountain Cup - Adjustable Dispenser Jar

The Fountain Cup Adjustable Dispenser Jar contains two to three PPG Chlorinating tablets and has a lid with an adjustable opening that screws on and off. Fountain Cup Instructions: (Reference the Directions for Use for PPG Chlorinating Tablets.)

1. Add PPG Chlorinating Tablets to the Fountain Cup adjustable dispenser jar.
2. Place lid on top of dispenser jar. Adjust the moveable insert to the desired open area. Hold insert in place while tightening lid.
3. Place dispenser in the skimmer basket, or in a hidden location within the fountain water.
4. Adjust open area as needed to maintain the free chlorine as desired.
5. Add more tablets when needed.

DANGER – Use only PPG Chlorinating Tablets in this dispenser jar. Do not use the jar with stabilized chlorine or bromine based tablets, granular products, or any other chemicals. Do not mix chemicals. Mixing chemicals could result in fire or explosion. See PPG Chlorinating Tablets product label for additional precautionary statements.

ADDITIONAL INSTRUCTIONS FOR WATER FEATURES AND FOUNTAIN CARE:


Regular Treatment: Maintain water parameters in the ranges in Table 1 or at levels required by local regulations. This product will raise the pH of water. If your pH measures 7.4 or higher, adjust it downward to between 7.2 to 7.4. This will help avoid clouding of water and allow for faster dispersion of the product. Obtain and make use of a pool test kit to measure pH, free chlorine residual, total alkalinity, water hardness, and cyanuric acid concentration.

Table 1. Parameters for Water Features or Fountains

Parameter	Test Frequency	Level
pH	Daily	7.2 to 7.4
Free Chlorine Residual	Daily	1 to 3 ppm in unstabilized water. 2 to 4 ppm minimum in stabilized water.
Total Alkalinity as CaCO ₃	Weekly	80-100 ppm
Stabilizer (Cyanuric Acid)	Monthly	10-20ppm
Water Hardness as CaCO ₃	Monthly	200 ppm minimum

NSF 50 Listing: Only *Accu-Tab Blue Chlorinating Tablets* may be used with Accu-Tab commercial pool systems in compliance with NSF/ANSI Standard 50. Use of any other tablets will void this NSF 50 listing.

For a complete copy of the master label for this product, contact PPG or review the most current EPA stamped-accepted label available at www.epa.gov/pesticides/pestlabels.



12/12

STORAGE AND DISPOSAL:

Do not contaminate food or feed by storage, disposal, or cleaning of equipment.

Pesticide Storage

Keep this product dry in a tightly closed container when not in use. Store in a cool, dry, well ventilated area away from heat or open flame. In case of decomposition, isolate container (if possible) and flood area with large amounts of water to dissolve all materials before discarding this container.

Pesticide Disposal

Pesticide wastes may be hazardous. Improper disposal of excess pesticide, spray mixture or rinsate is a violation of Federal Law. If these wastes cannot be disposed of by use according to label instructions, contact your State Pesticide or Environmental Control Agency, or the Hazardous Waste Representative at the nearest EPA Regional Office for guidance.

Container Handling

Nonrefillable container. Do not reuse or refill this container. Triple rinse or pressure rinse container (or equivalent) promptly after emptying.

[NOTE TO EPA: Only one of the following statements will be present on the label depending on the container type.]

[NOTE: This language is for containers with capacities less than 5 gallons]

Triple rinse as follows: Empty the remaining contents into application equipment or a mix tank. Fill the container ¼ full with water and recap. Shake for 10 seconds. Pour rinsate into application equipment or a mix tank or store rinsate for later use or disposal. Drain for 10 seconds after the flow begins to drip. Repeat this procedure two more times. Then offer for recycling if available or place in trash collection.

[OR]

[NOTE: This language is for containers with capacities greater than 5 gallons or 50 lbs.]

Triple rinse as follows: Empty the remaining contents into application equipment or a mix tank. Fill the container ¼ full with water. Replace and tighten closures. Tip container on its side and roll it back and forth, ensuring at least one complete revolution, for 30 seconds. Stand the container on its end and tip it back and forth several times. Turn the container over onto its other end and tip it back and forth several times. Empty the rinsate into application equipment or a mix tank or store rinsate for later use or disposal. Repeat this procedure two more times. Then offer for recycling if available or place in trash collection.

LIMITED WARRANTY: The Manufacturer warrants, for a period of 1 year from purchase, that when this Product is stored and used, all in accordance with label directions, it will be fit for its intended purpose. THE MANUFACTURER EXPRESSLY DISCLAIMS ALL OTHER EXPRESS OR IMPLIED WARRANTIES. TO THE EXTENT THIS DISCLAIMER IS PROHIBITED BY APPLICABLE LAW, ANY IMPLIED WARRANTIES ON THIS PRODUCT ARE LIMITED IN DURATION TO THE DURATION OF THIS WARRANTY. If this Product fails to conform to this Limited Warranty, the Manufacturer will refund your purchase price or furnish you with replacement product, at Manufacturer's option. This is the Manufacturer's sole liability and in no event will Manufacturer be liable for direct, indirect, special, incidental or consequential damages. To make a claim under this Limited Warranty, contact the store/dealership where you purchased this Product. This Limited Warranty gives you specific legal rights, and you may also have other legal rights which vary from state to state.