



U.S. ENVIRONMENTAL PROTECTION AGENCY
 Office of Pesticide Programs
 Registration Division (7505C)
 401 "M" St., S.W.
 Washington, D.C. 20460

NOTICE OF PESTICIDE:
 Registration
 Reregistration

(under FIFRA, as amended)

EPA Reg. Number:
 707-235

Date of Issuance:
 APR 17 1997

Term of Issuance:
 Conditional

Name of Pesticide Product:
 RH-0611

Name and Address of Registrant (include ZIP Code):
 Rohm and Haas Company
 100 Independence Mall West
 Philadelphia, PA 19106-2399

Note: Changes in labeling differing in substance from that accepted in connection with this registration must be submitted to and accepted by the Registration Division prior to use of the label in commerce. In any correspondence on this product always refer to the above EPA registration number.

On the basis of information furnished by the registrant, the above named pesticide is hereby registered/reregistered under the Federal Insecticide, Fungicide and Rodenticide Act.

Registration is in no way to be construed as an endorsement or recommendation of this product by the Agency. In order to protect health and the environment, the Administrator, on his motion, may at any time suspend or cancel the registration of a pesticide in accordance with the Act. The acceptance of any name in connection with the registration of a product under this Act is not to be construed as giving the registrant a right to exclusive use of the name or to its use if it has been covered by others.

This product is conditionally registered in accordance with FIFRA sec. 3(c) (7) (A) provided that you:

1. Submit and/or cite all data required for registration/reregistration of your product under FIFRA sec. 3(c) (5) when the Agency requires all registrants of similar products to submit such data; and submit acceptable responses required for reregistration of your product under FIFRA section 4.
2. Make the following labeling change before you release the product for shipment:
 - a. Revise the Precautionary Statements to "Causes moderate eye irritation. Avoid contact with eyes, skin or clothing." as indicated in the enclosed precautionary labeling review.
 - b. Revise the Statement of Practical Treatment to include "If on skin: Wash with plenty of soap and

Signature of Approving Official:
Carl Grable for Mary Waller (PM)

Date: APR 17 1997

water. Get medical attention if irritation persists.
If in eyes: Flush eyes with plenty of water. Call a
physician if irritation persists."

c. Under Agricultural Use Requirements, for the PPE for
early entry, change to include "chemical resistant
footwear" to replace shoes.

d. Add the statements under Foliar Applications on the
enclosed page. This information is required for
products containing an EBDC active ingredient. The
statement under Seed Treatment may be omitted since
there are no registered seed treatment uses for the
crops included on the label.

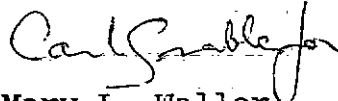
e. Add the phrase "EPA Registration No. 707-235".

3. Submit one copy of the final printed label for the
record.

If these conditions are not complied with, the
registration will be subject to cancellation in accordance with
FIFRA sec 6(e). Your release for shipment of the product
constitutes acceptance of these conditions.

A stamped copy of the label is enclosed for your records.

Sincerely yours,



Mary L. Waller
Acting Product Manager (21)
Fungicide-Herbicide Branch
Registration Division (7505C)

Enclosure

7505C:C.Grable:cg:4/17/97

39/12

- M0
8/7/96



MAXIMUM[®] WP AGRICULTURAL FUNGICIDE

ACTIVE INGREDIENTS

MANCOZEB

A coordination product of zinc ion and manganese ethylene bisdithiocarbamate.....60.00%

In which the ingredients are

Manganese++.....12.0%

Zinc++.....15.0%

Ethylene bisdithiocarbamate ion (C₄H₆N₂S₄).....46.5%

MYCLOBUTANIL

a-butyl-a-(4-chlorophenyl)-1H-1,2,4-triazole-1-propanenitrile.....2.25%

INERT INGREDIENTS.....37.75%

TOTAL 100%

ACCEPTED
with COMMENTS
In EPA Letter Dated
APR 17 1997
Under the Federal Insecticide,
Fungicide, and Rodenticide Act
as amended, for the pesticide
registered under EPA Reg. No.
707-235

EPA REG NO. 707-

NOTICE: Before using this product, read the entire Precautionary Statements, Conditions of Sale and Warranty, Directions for Use, Use Restrictions and Storage and Disposal Instructions. If the Conditions of Sale and Warranty are not acceptable, return the product unopened within thirty days of purchase to the place of purchase.

KEEP OUT OF REACH OF CHILDREN

CAUTION

STATEMENT OF PRACTICAL TREATMENT

IF IN EYES: Flush eyes with a large amount of water for at least 15 minutes. Call a physician if irritation persists.

IF INHALED: Move victim to fresh air.

IF ON SKIN: Wash affected skin thoroughly with soap and water.

IF SWALLOWED: Dilute by giving two glasses of water to drink and call a physician. Never give anything by mouth to an unconscious person.

PRECAUTIONARY STATEMENTS

HAZARDS TO HUMANS AND DOMESTIC ANIMALS

CAUTION

May cause eye irritation. Harmful if swallowed, inhaled or absorbed through the skin. Do not swallow, get in eyes, on skin or breathe dust or spray mist.

PERSONAL PROTECTIVE EQUIPMENT (PPE)

Applicators and other handlers (other than mixers or loaders) must wear:


- Coveralls over long-sleeved shirt and long pants
- Waterproof gloves
- Shoes plus socks

Mixers and Loaders must wear:

- Coveralls over long-sleeved shirt and long pants
- Waterproof gloves
- Shoes plus socks
- Protective eyewear
- Chemical-resistant apron when cleaning equipment, mixing or loading.

Discard clothing and other absorbent materials that have been drenched or heavily contaminated with this product's concentrate. Do not reuse them. Follow manufacturer's instructions for cleaning/maintaining PPE. If no such instructions exist for washables, use detergent and hot water. Keep and wash PPE separately from other laundry. During aerial application, human flaggers must be in enclosed cabs.

When handlers use enclosed cabs or aircraft in a manner that meets the requirements listed in the Worker Protection Standards (WPS) for agricultural pesticides [40 CFR 170.240 (d) (4-6)], the handler PPE requirements may be reduced or modified as specified in the WPS.



USER SAFETY RECOMMENDATIONS

User should

- Wash hands before eating, drinking, chewing gum, using tobacco or using the toilet.
- Remove PPE immediately after handling this product. Wash the outside of gloves before removing. As soon as possible, wash thoroughly and change into clean clothing.

ENVIRONMENTAL HAZARDS

This pesticide is toxic to fish. Drift and runoff from treated areas may be hazardous to aquatic organisms in neighboring areas. For terrestrial uses, do not apply directly to water, to areas where surface water is present, or to intertidal areas below the mean high water mark. Do not contaminate water when disposing of equipment washwaters or disposing of wastes. Do not apply when weather conditions favor drift or runoff from areas treated.

DIRECTIONS FOR USE

It is a violation of Federal law to use this product in a manner inconsistent with its labeling. Do not apply this product in a way that will contact workers or other persons, either directly or through drift. Only protected handlers may be in the area during application. For any requirements specific to your State or Tribe, consult the agency responsible for pesticide regulation.

AGRICULTURAL USE REQUIREMENT

Use this product only in accordance with its labeling and with the Workers Protection Standard, 40 CFR part 170. This Standard contains requirements for the protection of agricultural workers on farms, forests, nurseries and greenhouses, and handlers of agricultural pesticides. It contains requirements for training, decontamination, notification and emergency assistance. It also contains specific instructions and exceptions pertaining to the statements on this label about personal protective equipment (PPE) and restricted-entry interval. The requirements in this box only apply to uses of this product that are covered by the Worker Protection Standard.

Do not enter or allow worker entry into treated areas during the restricted-entry interval (REI) of **24** hours.

PPE required for early entry to treated areas that is permitted under the Worker Protection Standard and that involves contact with anything that has been treated, such as plants, soil or water, is:

- Coveralls over long-sleeved shirt and long pants
- Waterproof gloves
- Shoes plus socks
- Protective eyewear
- Chemical-resistant headgear for overhead exposure

STORAGE AND DISPOSAL

STORAGE: Keep away from fire and sparks. Store in a cool, dry, well, ventilated area. Do not allow to become wet or overheated during storage: decomposition, impaired activity, or fire may result. Keep container closed when not in use.

Pallets of containers should not be stacked more than three high. Provide access aisle for each two rows.


Decomposition produces a foul odor; if observed, check for hot containers and immediately remove to open areas for disposal.

PESTICIDE DISPOSAL: Wastes resulting from the use of this product may be disposed of on-site or at an approved waste disposal facility.

CONTAINER DISPOSAL: Completely empty bag into application equipment. Then dispose of in a sanitary landfill or by incineration, or, if allowed by state and local authorities, by burning. If burned, stay out of smoke.

STEPS TO BE TAKEN IN CASE MATERIAL IS RELEASED OR SPILLED: Sweep or shovel into containers for disposal or reworking. Keep dusting to a minimum. Keep spills and cleaning runoffs out of municipal sewers and open bodies of water.

5012



CONDITIONS OF SALE AND WARRANTY

Rohm and Haas warrants that the product conforms to its chemical description and is reasonably fit for the purposes stated on the label only when used in accordance with label directions under normal conditions of use. **ROHM AND HAAS MAKES NO OTHER EXPRESS OR IMPLIED WARRANTIES EITHER OF MERCHANTABILITY OR FITNESS FOR A PARTICULAR USE.** Handling, storage and use of the product by Buyer or User are beyond the control of Rohm and Haas and Seller. Risk such as crop injury, ineffectiveness or other unintended consequences resulting from, but not limited to; weather or soil conditions, presence of other materials, disease, pests, drift to other crops or property or failure to follow label directions will be assumed by the Buyer or User. **IN NO CASE WILL ROHM AND HAAS OR SELLER BE HELD LIABLE FOR CONSEQUENTIAL, SPECIAL OR INDIRECT DAMAGES RESULTING FROM THE HANDLING, STORAGE OR USE OF THIS PRODUCT.**

GENERAL INFORMATION

MAXIMUM WP fungicide is a systemic, protectant and curative fungicide recommended for the control of specific diseases mentioned on this label. Optimum disease control is achieved when the fungicide is applied in a regularly scheduled preventative spray program.

USE RATE DETERMINATION FOR APPLES AND GRAPES

Carefully read, understand and follow label use rates and restrictions.

Under low disease conditions, minimum label use rates per application can be used while maximum label rates and shortened spray schedules are recommended for severe or threatening disease conditions.

For proper application, determine the number of acres to be treated, the recommended label use rate and the gallonage to be applied per acre. Prepare only the amount of spray solution required to treat the measured acreage. Careful calibration of spray equipment is recommended prior to use.

USE RATE DETERMINATION FOR TURF AND ORNAMENTALS

For proper application, determine the number of sq. ft. to be treated, the recommended label use rate and the gallonage to be applied per 1000 sq. ft. Prepare only the amount of spray solution required to treat the measured area. Careful calibration of spray equipment is recommended prior to use.

When applied by hand sprayers, 1 level tablespoon per gallon spray solution is equivalent to a 1 lb. use rate.

MIXING

Slowly place into spray tank as it is being filled or thoroughly premix in a nurse tank for concentrate or aircraft sprayers. Add other co-applied fungicides, insecticides, growth regulators, micronutrients and spray adjuvants after MAXIMUM WP fungicide has been placed into suspension.

When preparing spray solutions for use in a hand sprayer, premix as a slurry in a small container, and then add to sprayer containing 1/3 to 1/2 the desired final water volume.

COMPATIBILITY

MAXIMUM WP fungicide is compatible with most commonly used agricultural fungicides, insecticides and growth regulators. When preparing tank mixes, user should consult spray compatibility charts or State Cooperative Extension Service Specialists prior to actual use.

SPRAY ADJUVANTS


The addition of agricultural surfactants to MAXIMUM WP fungicide sprays will improve initial spray deposits, fungicide redistribution and weatherability. The following spray adjuvants have been especially formulated to optimize the performance of foliar-applied agricultural chemicals:

LATRON B-1956® A water-dispersible, resin-based nonionic surfactant that resists re-wetting and removal by rain. Effective with dilute sprays applied by ground equipment.

LATRON CS-7® A spreader-binder designed specifically for use in concentrate and low volume sprays applied by aircraft or ground equipment.

Place MAXIMUM WP fungicide into suspension prior to adding an adjuvant to the spray mixture. Read and carefully observe the precautionary statements and all other information appearing on both product labels prior to spray preparation.

60/12



APPLICATION

Ground- Thorough coverage sprays generally result in optimum disease control. To achieve good coverage use proper spray pressure, gallonage per acre, nozzles, nozzle spacing and tractor speed. Consult spray nozzle and accessory catalogues for specific information on proper equipment calibration.

Hand Sprayers

Thoroughly spray plant foliage until runoff.

Aerial- Apply in a minimum of 10 gallons of water per acre. Avoid application under conditions when uniform coverage cannot be obtained or when excessive spray drift may occur.

Chemigation- Do not apply this product through any type of irrigation system.

DISEASE MONITORING

MAXIMUM WP fungicide is a systemic, protectant and curative fungicide. If not applied on a routine protectant spray schedule, crops should be scouted on a weekly basis. Fungicide applications should be made at the recommended label use rate and spray schedule, at the first sign of disease, report of disease in the area, or during environmental conditions favorable for disease development.

RESTRICTIONS

Users should carefully read, understand and follow all use restriction prior to using MAXIMUM WP fungicide.

70112

APPLES- NOT INTENDED FOR USE ON FRUIT TREES BY HOMEOWNERS.


Use either the "Pre-Bloom" or "Extended Application" schedule. DO NOT COMBINE OR INTEGRATE THE TWO TREATMENT SCHEDULES. It is recommended that this product be used in an integrated Pest Management Program (IPM).

Diseases Controlled	Rate of MAXIMUM WP Per Application (LBS./Acre)	Remarks (Also Refer to Directions For Use)	Restrictions
Powdery Mildew Rusts Scab	8.0*	Pre-Bloom Use: Begin applications at 1/4 to 1/2 inch green tip and continue on a 7 to 10 day schedule through bloom.	Do not apply more than 8 lbs. (4.98 lbs. active) per acre per application, Do not apply after bloom. Do not apply more than 32 lbs. (19.92 lbs. active) per acre per year. Do not graze livestock in treated areas.
	4.0*	Extended Application Schedule: For implementation of IPM programs, applications based on tree-row volume, or for use as a resistance management tool, begin applications at 1/4 to 1/2 inch green tip and continue applications on a 7 to 10 day schedule through the second cover spray or to within 77 days of harvest.	Do not apply more than 4 lbs. (2.49 lbs. active) per acre per application. Do not apply within 77 days of harvest. Do not apply more than 28 lbs. (17.43 lbs. active) per acre per year. Do not graze livestock in treated areas.

*Maximum per acre use rate based on thorough coverage dilute sprays.

GRAPES

Diseases Controlled	Rate of MAXIMUM WP Per Application (LBS./Acre)	Remarks (Also Refer to Directions For Use)	Restrictions
Black Rot Bunch Rot Deadarm Downy Mildew Powdery Mildew	2 to 3 West of the Rocky Mountains 2 to 5 East of the Rocky Mountains	Apply in sufficient water to provide thorough coverage starting when shoots are 1/2 to 1 1/2 inches long. Repeat when shoots are 3 to 5 inches long, when shoots are 8 to 10 inches long, and then at 7 to 10 day intervals until fruit is set. For late season control of labeled diseases, the use of other approved and recommended fungicides are suggested.	In California, do not apply after bloom. In other areas, do not apply within 66 days of harvest. West of the Rocky Mountains, do not apply more than 10 lbs. (6.23 lbs. active) per acre per season. East of the Rocky Mountains, do not apply more than 30.8 lbs. (19.17 lbs. active) per acre per season.



TURF

For golf courses, sod farms, industrial or municipal turf areas and professional applications to residential lawns. **Not for use by homeowners.**

Start application when grass greens-up in spring or when disease first appears and repeat at 10 to 14 day intervals or until disease threat is past. When conditions are especially favorable for disease development, apply maximum fungicide use rate on a 10 day spray schedule. Apply in sufficient water to provide adequate coverage.

CROP	DISEASES CONTROLLED	RATE OF MAXIMUM WP PER APPLICATION OZ./1000 SQ.FT.	REMARKS (Also refer to Directions For Use)	RESTRICTIONS
Assorted grasses	Helminthosporium melting-out Rust(leaf, stem, stripe)	6		Do not graze treated areas. Do not use on grasses intended for grazing, such as range or pasture grasses.
	Copper spot Fusarium blight Powdery mildew Red thread Slime mold	6 to 10		Do not feed clippings to livestock.
	Algae	8		
	Dollar spot Summer patch	8 to 10	Apply on a 14 to 21 day spray schedule.	Do not use on grasses grown for seed.
	Anthracnose Leaf smuts Powdery mildew Septoria leaf spot	8 to 10		
	Rhizoctonia brown patch	10		
	Pythium blight	10	Apply at 5 day intervals, or more frequently, if conditions are especially favorable for disease development	
	Fusarium snow mold	8 to 10	Apply at 2 to 6 week intervals during winter.	

90412

ORNAMENTALS- Neither the manufacturer nor the seller has determined the effects of using MAXIMUM WP fungicide on ornamentals not specified on this label. Prior to any large-scale applications on such plants, the user should determine the effects of MAXIMUM WP fungicide by testing a small section of the type of plants treated. User assumes all risk arising out of application to unlabeled plants. The Conditions of Sale and Warranty apply to all uses. For outdoor or greenhouse use, apply the equivalent of 2 lbs. MAXIMUM WP fungicide per 100 gals. dilute spray. The addition of LATRON B-1956 to spray solutions will improve performance. Begin spraying when plants are well leafed out or at first sign of disease, in a full coverage spray at 7 to 10 day intervals throughout season or follow State Extension Service recommendations for disease control on the following ornamental plants.

CROP	DISEASES CONTROLLED	REMARKS(Also refer to Directions for Use)	RESTRICTIONS
African violet	Botrytis blight Powdery mildew		Do not use for food or feed purposes. (applies to all Ornamental uses.)
Anthurium	Anthrachnose, spadix rot		
Arborvitae	Cercospora blight		
Ash, mountain	Entomosporium leaf spot Guignardia leaf blotch Rust		
Ash, white	Anthrachnose Cylindrosporium leaf spot Rust		
Aster, perennial	Puccinia rusts		
Aucuba, japonica	Alternaria leaf spot Anthrachnose		
Azalea	Cylindrocladium rot Petal blight Phytophthora twig and bud blight Powdery mildew	Apply in a full coverage spray, 2 to 3 times a week, while flowers are opening. Direct spray into flowers and thoroughly spray ground under bushes.	
Begonia	Botrytis blight Powdery Mildew		
Buffaloberry	Cylindrosporium leaf spot		
Camellias	Petal blight	Refer to Azalea.	
Carnation	Rust Powdery mildew Septoria leaf spot		
Cedar, red (Juniper)	Cercospora blight Phomopsis blight		
Chrysanthemum	Ascochyta blight Botrytis petal spot Rust	Apply twice weekly during blooming period.	
Conifers	Lophodermium needle cast Pine gall rust Scirrhia brown spot	Begin application in spring or early summer before infection occurs. Repeat after heavy rains and at two week intervals as long as needed.	
Cordyline	Cercospora leaf spot		
Crabapple (Ornamental)	Cedar-apple rust Powdery mildew Scab Sphaeropsis leaf spot		
Cypress, Arizona (Cupressus sp.)	Cercospora blight Monochaetia canker		

ORNAMENTALS -cont'd-


CROP	DISEASES CONTROLLED	REMARKS (Also Refer to Directions For Use)	RESTRICTIONS
Dahlia	Botrytis blight Powdery mildew		
Dieffenbachia	Leptosphaeria brown spot		
Dogwood, flowering	Anthraco nose Elsinoe leaf spot Powdery mildew Septoria leaf spot	Apply when buds begin to open, when bracts have fallen, 4 weeks later and again in late summer after flower buds for next season have formed.	
Dracaena	Fusarium leaf spot		
Elm	Black leaf spot Powdery mildew		
Euonymus	Anthraco nose Powdery mildew		
Fatsia	Anthraco nose		
Fern	Rhizoctonia blight		
Ficus	Cercospora leaf spot		
Firethorn (pyracantha)	Fusicladium scab		
Fir, Douglas	Swiss needle cast		
Fuchsia	Botrytis blight Rust		
Geranium	Powdery mildew Rust		
Gladiolus	Botrytis blossom blight Curvularia leaf spot	Make regular weekly applications starting before diseases appear and increase to 2 or 3 applications per week during periods of heavy disease and during rainy weather. On flower spikes, reduce spray concentration to 3/4 lb. per 100 gals.	
Hawthorn	Cedar-apple rust Fabraea leaf spot Frogeye leaf spot Hawthorn rust Powdery mildew Scab		
Holly	Purple spot		
Hollyhock	Anthraco nose Cercospora leaf spot Powdery mildew Puccinia rust		
Honeysuckle	Herpobasidium blight Powdery mildew		
Horsechestnut, Buckeye	Alternaria leaf spot Guignardia leaf blotch		
Hydrangea	Botrytis blight Cercospora leaf spot		
Iris	Didymellina leaf spot Mystrosporium ink spot Rust		
Juniper	Phomopsis blight		
Laurel, mountain	Cercospora leaf spot Petal blight	Refer to azalea.	

11/9/12

ORNAMENTALS -cont'd-

CROP	DISEASES CONTROLLED	REMARKS(Also refer to Directions For Use)	RESTRICTIONS
Ligustrum	Cercospora leaf spot		
Lily	Botrytis blight		
Magnolia	Gloeosporium leaf spot		
Maple	Alternaria leaf spot Phyllosticta leaf spot Powdery mildew		Do not use on Sugar maples intended for the production of maple syrup.
Marigold	Botrytis blossom blight Cercosporia leaf spot Rust	Do not use on French dwarf double or Signet type marigold seedlings.	
Narcissus	Botrytis blight (fire) Smoulder		
Oak	Actinopelte leaf spot Taphrina leaf blister		
Orchid (Dendrobium)	Botrytis blossom blight		
Pachysandra	Volutella blight	Use a drenching spray of 2 lbs. per 50 gallons of water per 5,000 sq. ft. of bed. Start applications at first sign of disease and apply at least 5 applications at 10 to 14 day intervals.	
Pansy	Anthraxnose		
Peony	Botrytis blossom blight Phytophthora blight	Apply in early spring and early fall, drenching soil around plants as well as the foliage. Promptly destroy all infected plant parts.	
Peperomia	Cercospora leaf spot		
Philodendron	Dactylaria leaf spot Phytophthora leaf spot		
Photinia	Entomosporium leaf spot Powdery mildew Rust		
Pleomele	Fusarium leaf spot		
Poinsettia	Sphaceloma scab Powdery mildew		
Rhododendron	Cercospora leaf spot Discosia leaf spot Petal blight Powdery mildew	Refer to azalea.	
Rose	Black spot Cercospora leaf spot Rust Powdery mildew		
Schefflera	Alternaria blight		
Skunkbush, sumac	Cylindrosporium leaf spot		
Snapdragon	Rust Powdery mildew		
Statice	Cercospora frog-eye		
Syngonium	Cephalosporium leaf spot		

12/12



ORNAMENTALS - cont.-

CROP	DISEASES CONTROLLED	REMARKS (Also refer to Directions For Use)	RESTRICTIONS
Tulip	Botrytis blight (fire)		
Venus, flytrap	Anthracoise		
Viburnum	Downy mildew Powdery mildew Ramularia leaf spot		
Walnut	Anthracoise Powdery mildew		Do not use treated walnuts for food or feed purposes.
Zinnia	Alternaria leaf blight Cercospora leaf spot Powdery mildew		

MAXIMUM, LATRON B1956 AND LATRON CS-7 are registered trademarks of Rohm and Haas Company

-MO
8/7/96