

706-105

(7/9/2012 (

1/13

UNITED STATES ENVIRONMENTAL PROTECTION AGENCY
WASHINGTON, D C 20460-0001



OFFICE OF CHEMICAL SAFETY
AND POLLUTION PREVENTION

July 9, 2012

Kim Davis
Consultant/Agent
Claire Manufacturing Company
c/o RegWest Company
8203 West 20th Street, Suite A
Greeley, CO 80634-4696

Subject Amended Reregistration Label
Product Name Multi-Use Insecticide Fogger
EPA Registration Number 706-105
EPA Decision Number 411086, 411461, 414121

Dear Ms Davis

The Agency, in accordance with the Federal Insecticide, Fungicide and Rodenticide Act (FIFRA), as amended, has completed reviewing all of the information submitted with your application to support the reregistration of the above referenced product in connection with the Pyrethrins, MGK-264, and Piperonyl Butoxide REDs, and has concluded that your submission is acceptable

NOTE This product is not being reregistered under sections 3(c)5 and 4(g) of FIFRA at this time

Please be reminded that 40 CFR Part 156 140(a)(4) requires that a batch code, lot number, or other code identifying the batch of the pesticide distributed and sold be placed on non-refillable containers. The code may appear either on the label or durably marked on the container itself, and can be added by non-notification per PRN 98-10

Please note that the record for this product currently contains the Confidential Statements of Formulation (CSFs) listed below. Any previously dated CSFs are superseded


- Basic CSF, dated January 13, 2012 (amended via Notification, post-review)

A copy of your label stamped "Accepted" is enclosed along with copies of the acute toxicity and product chemistry reviews completed for the subject product. Products shipped after 12 months from the date of this amendment or the next printing of the label whichever occurs first, must bear the new revised label. Your release for shipment of the product bearing the amended label constitutes acceptance of these conditions. If these conditions are not complied with, the registration will be subject to cancellation in accordance with FIFRA sec 6(e)

If you have any questions about this letter, please contact Clayton Myers at 703-347-8874 or myers.clayton@epa.gov

Sincerely,



 Richard J Gebken
Product Manager
Insecticide Branch
Registration Division (7505P)

*Enclosures Label stamped "Accepted," dated July 9, 2012
Acute Toxicity Review, dated June 17, 2010
Product Chemistry Review, dated June 7, 2010*

3/13

{Subpart A Label For Occupational Use}



Multi-Use Insecticide Fogger

[[Select marketing claims from Marketing Claims section]]

Active Ingredients

Pyrethrins (CAS No 8003 34 7)	0 05%
Piperonyl butoxide* (CAS No 51 03 6)	0 10%
N Octyl bicycloheptene dicarboximide** (CAS No 113 48 4)	0 16%
Esfenvalerate (CAS No 66230 04 4)	0 10%

Other Ingredients

Total 99 59%
100 00%

*(butyl carbityl)(6 propylpiperonyl) ether and related compounds

**MGK® 264 Insecticide Synergist

MGK® Registered trademark of McLaughlin Gormley King Co

EPA Reg No 706-105

EPA Est _____

Keep Out of Reach of Children

CAUTION

See side panel for First Aid and additional Precautionary Statements

Net Wt ____ oz (____ grams)

{Back Panel}

First Aid

If on Skin or Clothing	<ul style="list-style-type: none"> • Take off contaminated clothing • Rinse skin immediately with plenty of water for 15 20 minutes
If Inhaled	<ul style="list-style-type: none"> • Move person to fresh air • If person is not breathing call 911 or an ambulance then give artificial respiration preferably by mouth to mouth if possible
If in Eyes	<ul style="list-style-type: none"> • Hold eye open and rinse slowly and gently with water for 15 20 minutes • Remove contact lenses if present after the first 5 minutes then continue rinsing eyes
<p>Call a poison control center or doctor for treatment advice Have the product container or label with you when calling a poison control center or doctor or going for treatment You may also contact 1 866 836 8855 for emergency medical treatment information</p>	

{Note The grid format for the First Aid statements will be used if market label space permits otherwise a paragraph format will be used }

PRECAUTIONARY STATEMENTS

Hazards to Humans & Domestic Animals

CAUTION Breathing spray mist may be harmful Harmful if absorbed through skin or inhaled Causes moderate eye irritation Avoid contact with eyes skin or clothing Do not breathe vapor or spray mist Prolonged or frequent repeated skin contact may cause allergic reactions in some individuals

ACCEPTED

JUL - 9 2012

**Under the Federal Insecticide, Fungicide,
and Rodenticide Act, as amended, for the
pesticide registered under**

EPA Reg No 706-105

4/13

Personal Protective Equipment (PPE)

Applicators and other handlers must wear long sleeved shirt long pants shoes socks and chemical resistant gloves made of any waterproof material

User Safety Requirements

Follow manufacturer's instructions for cleaning/maintaining PPE. If no such instructions for washables exist, use detergent and hot water. Keep and wash PPE separately from other laundry. Discard clothing and other absorbent materials that have been drenched or heavily contaminated with this product's concentrate. Do not reuse them.

User Safety Recommendations

Users should thoroughly wash hands with soap and water after handling this product and before eating, drinking, chewing gum, using tobacco or using the toilet. Immediately remove clothing/PPE if pesticide gets inside; then thoroughly wash and put on clean clothing. Immediately remove PPE after handling this product. Wash the outside of gloves before removing. As soon as possible, thoroughly wash and change into clean clothing.

Physical or Chemical Hazards



Highly Flammable Ingredient

Ingrediente Alamente Inflamable

Contents under pressure. Keep away from heat, sparks and open flame. Do not puncture or incinerate container. Exposure to temperatures above 130°F may cause bursting. This product contains a highly flammable ingredient. It may cause a fire or explosion if not used properly. Follow the Directions for Use on this label very carefully.

DIRECTIONS FOR USE

It is a violation of Federal law to use this product in a manner inconsistent with its labeling. Authorized for use in Federally Inspected Meat, Milk and Poultry Plants.

Shake well before use. Keep Container Upright

Do not apply this product in a way that will contact workers or other persons, either directly or through drift. Only protected handlers may be in the area during application. Wait 2 hours after application, then open windows, vents and doors for 2 hours. If an odor is still detected, additional ventilation is required. Do not use in aircraft cabins. When used in dairies or facilities, close bulk milk tank lids to prevent contamination from spray and from dead or falling insects. Remove or cover milking utensils before application. Wash teats of animals before milking. Do not apply when food processing facility is in operation or foods are exposed. Thoroughly wash all food processing surfaces before reuse. After spraying in bakeries, meat packing plants, food processing plants, etc., all benches, shelving, equipment, etc., where exposed food will be handled, must be washed with an effective cleaning compound followed by a potable water rinse to remove all traces of contamination.

Food areas include areas for receiving, storage, packaging (canning, bottling, wrapping and boxing), preparing, edible waste storage and enclosed processing systems (mills, dairies, edible oils, syrups). Serving areas are places where prepared foods are served, such as dining rooms, but not excluding areas where foods may be prepared or held. Non food areas include entries and vestibules, offices, locker rooms, machine rooms, boiler rooms, garages, mop closets and storage (after canning or bottling).

Do not treat establishments where livestock feed is present.

5/23

This product will kill ants cockroaches confused flour beetles crickets fleas houseflies mosquitoes rice weevils saw toothed grain beetles small flying moths sow bugs spiders and ticks

To Use This Product Correctly


Do Not use more than one fogger per room **Do Not** use in small enclosed spaces such as closets cabinets or under counters or tables Use of a fogger in an enclosed space may cause the product to explode resulting in injury to people or damage to property Do not use in a room 5 ft x 5 ft or smaller instead allow fog to enter from other rooms **Turn off ALL ignition sources such as pilot lights (shut off gas valves), other open flames or running electrical appliances that cycle off and on (i.e., refrigerators, thermostats, etc)** Call your gas utility or management company if you need assistance with your pilot lights

{EPA Pre Approved Pictogram 1 }



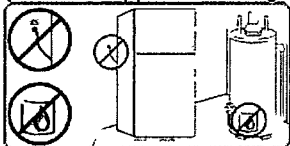
Do Not use Multiple Canisters in a Room

{EPA Pre Approved Pictogram 2 }



Do Not Use in Small Confined Spaces

{EPA Pre Approved Pictogram 3 }



Unplug and Turn off Ignition Sources

{EPA Pre Approved Pictogram 4 }



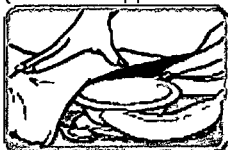
NO Flames or Pilot Lights

How to Use

Step 1 Before You Fog

Remove or cover exposed food and drinking water before application Remove or cover dishes utensils food processing equipment and food preparation surfaces or wash them before use Remove pets and birds cover and turn off fish aquariums before activating fogger

{EPA Pre Approved Pictogram 5 }



Remove or Cover Exposed Food

6/13

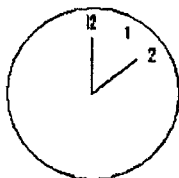
Step 2 Preparation

Cover wood floors and wood furniture in the immediate area around the fogger with newspapers or a drop cloth. Open cabinets, cupboards, drawers, closets and doors in areas to be treated. Close outside doors and windows. Shut off fans, air conditioners and ventilation equipment. Place a chair, small table or stand in the center of the room to be treated and cover with newspaper. One canister of fogger will treat a room 30 x 25 with an 8 foot ceiling (6 000 cubic feet). Use **only 1** unit for each 6 000 cubic feet of space. Fill out and place hang tag on the door to the treated area to alert family members and others with access to the treated area not to enter for 2 hours after treatment.

Step 3 To Start Fogging

Shake Well Just Before Using To Operate Valve Point fogger away from face and eyes when releasing (container sprays straight up). To lock valve in open position for automatic discharge, firmly press valve button down, hooking the catch [until it snaps into place]. Then place the fogger on the stand or table in the center of the room.


Do not re-enter for 2 hours



Step 4 Airing Out

Do not remain in the treated area. **Immediately vacate the treated house, individual apartment unit or other structure and remain outside.** Do not allow adults, children or pets to re-enter the treated area/structure for a minimum of 2 hours to ensure the vapors, mists and aerosols have dispersed. Thoroughly ventilate the treated area before reoccupying. If an odor is still detectable after 2 hours, additional ventilation is required.

{EPA Pre Approved Pictogram 6 }



Air Out the Room Before Entering

To Kill Fleas and Ticks Destroy pet's old bedding and replace with clean, fresh bedding after treatment is completed. Use product as above. Pets should be treated with a registered flea and tick control product prior to reentering treated premises. Also treat your yard with a product registered for yard application. **This product does not control bed bugs.**

Storage and Disposal

Do not contaminate water, food or feed by storage or disposal.

Pesticide Storage Store in a cool, dry place. Keep container closed. **Pesticide/Container Disposal** Do not puncture or incinerate! Non-refillable container; do not reuse or refill this container. **If empty**, offer for recycling if available; otherwise, discard in trash. **If partly filled**, call your local solid waste agency for disposal instructions.

{Per PR Notice 2007-4 the batch code/lot number will appear on the label or container }

24-Hour Medical Emergency 1 866-836 8855

9/13

Manufactured by [A Product of]



Claire Manufacturing Company

1005 S Westgate Drive
Addison IL 60101
www.clairemfg.com



Federal regulations prohibit
CFC propellants in aerosols

{Door Knob Hang Tags provided at point-of-purchase }

Fill out and place hang tag on the door to the treated area to alert family members
and others with access to the treated area not to enter for 2 hours after treatment

Do Not Enter Until _____ {time} on _____ {date}

{Label copy will be both English and Spanish text}

{Marketing Claims}

For use in Homes Rooms and Food and Non Food areas of Food Processing Plants Restaurants Industrial
Buildings Garages Hospitals Hotels Kennels Motels Office Buildings Schools Theaters and Warehouses
Made in the USA
One Unit Treats up to 6 000 Cubic Feet
Water Base Formula



{Mobius Loop logo}
{Package display}

PLEASE RECYCLE
WHEN EMPTY



8/13



{End of Marketing Claims}

[] Denotes alternate/optional verbiage

{ } Denotes verbiage not printed on market labeling

8/13

{Subpart B Label For Consumer/Residential Use}



Multi-Use Insecticide Fogger

[[Select marketing claims from Marketing Claims section]]

Active Ingredients

Pyrethrins (CAS No 8003 34 7)	0 05%
Piperonyl butoxide* (CAS No 51 03 6)	0 10%
N Octyl bicycloheptene dicarboximide** (CAS No 113 48 4)	0 16%
Esfenvalerate (CAS No 66230 04 4)	0 10%

Other Ingredients

Total 99 59%
100 00%

*(butyl carbityl)(6 propylpiperonyl) ether and related compounds

**MGK® 264 Insecticide Synergist

MGK® Registered trademark of McLaughlin Gormley King Co

EPA Reg No 706-105

EPA Est _____

Keep Out of Reach of Children

CAUTION

See side panel for First Aid and additional Precautionary Statements

Net Wt ____ oz (____ grams)

{Back Panel}

First Aid

If on Skin or Clothing	<ul style="list-style-type: none"> • Take off contaminated clothing • Rinse skin immediately with plenty of water for 15 20 minutes
If inhaled	<ul style="list-style-type: none"> • Move person to fresh air • If person is not breathing call 911 or an ambulance then give artificial respiration preferably by mouth to mouth if possible
If in Eyes	<ul style="list-style-type: none"> • Hold eye open and rinse slowly and gently with water for 15 20 minutes • Remove contact lenses if present after the first 5 minutes then continue rinsing eyes
<p>Call a poison control center or doctor for treatment advice Have the product container or label with you when calling a poison control center or doctor or going for treatment You may also contact 1 866 836 8855 for emergency medical treatment information</p>	

{Note The grid format for the First Aid statements will be used if market label space permits otherwise a paragraph format will be used }

PRECAUTIONARY STATEMENTS

Hazards to Humans & Domestic Animals

CAUTION Breathing spray mist may be harmful Harmful if absorbed through skin or inhaled Causes moderate eye irritation Avoid contact with eyes skin or clothing Do not breathe vapor or spray mist Thoroughly wash with soap and water after handling and before eating drinking chewing gum using tobacco or using the toilet Remove contaminated clothing and wash clothing before reuse Prolonged or frequent repeated skin contact may cause allergic reactions in some individuals

10/13

Physical or Chemical Hazards



Highly Flammable Ingredient

Ingrediente Alamente Inflamable

Contents under pressure Keep away from heat sparks and open flame Do not puncture or incinerate container Exposure to temperatures above 130°F may cause bursting This product contains a highly flammable ingredient It may cause a fire or explosion if not used properly Follow the Directions for Use on this label very carefully

DIRECTIONS FOR USE

It is a violation of Federal law to use this product in a manner inconsistent with its labeling Authorized for use in Federally Inspected Meat Milk and Poultry Plants

Shake well before use Keep Container Upright

Do not apply this product in a way that will contact adults children or pets either directly or through drift Remove pets birds and cover fish aquariums before use Wait 2 hours after application then open windows vents and doors for 2 hours If an odor is still detected additional ventilation is required In the home remove or cover exposed food and drinking water before application Remove or cover dishes utensils food processing equipment and food preparation surfaces or wash them before use

Do not treat establishments where livestock feed is present

This product will kill ants cockroaches confused flour beetles crickets fleas houseflies mosquitoes rice weevils saw toothed grain beetles small flying moths sow bugs spiders and ticks

To Use This Product Correctly


Do Not use more than one fogger per room **Do Not** use in small enclosed spaces such as closets cabinets or under counters or tables Use of a fogger in an enclosed space may cause the product to explode resulting in injury to people or damage to property Do not use in a room 5 ft x 5 ft or smaller instead allow fog to enter from other rooms **Turn off ALL ignition sources such as pilot lights (shut off gas valves), other open flames or running electrical appliances that cycle off and on (i.e., refrigerators, thermostats, etc)** Call your gas utility or management company if you need assistance with your pilot lights

{EPA Pre Approved Pictogram 1 }



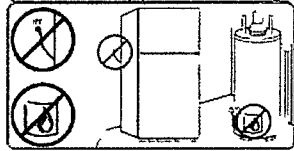
Do Not use Multiple Canisters in a Room

{EPA Pre Approved Pictogram 2 }



Do Not Use in Small Confined Spaces

{EPA Pre Approved Pictogram 3 }



Unplug and Turn off Ignition Sources

{EPA Pre Approved Pictogram 4 }



NO Flames or Pilot Lights

How to Use

Step 1 Before You Fog

Remove or cover exposed food and drinking water before application. Remove or cover dishes, utensils, food processing equipment and food preparation surfaces, or wash them before use. Remove pets and birds, cover and turn off fish aquariums before activating fogger.

{EPA Pre Approved Pictogram 5 }



Remove or Cover Exposed Food

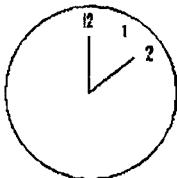
Step 2 Preparation

Cover wood floors and wood furniture in the immediate area around the fogger with newspapers or a drop cloth. Open cabinets, cupboards, drawers, closets and doors in areas to be treated. Close outside doors and windows. Shut off fans, air conditioners and ventilation equipment. Place a chair, small table or stand in the center of the room to be treated and cover with newspaper. One canister of fogger will treat a room 30 x 25 with an 8 foot ceiling (6 000 cubic feet). Use **only 1** unit for each 6 000 cubic feet of space. Fill out and place hang tag on the door to the treated area to alert family members and others with access to the treated area not to enter for 2 hours after treatment.

Step 3 To Start Fogging

Shake Well Just Before Using To Operate Valve. Point fogger away from face and eyes when releasing (container sprays straight up). To lock valve in open position for automatic discharge, firmly press valve button down, hooking the catch [until it snaps into place]. Then place the fogger on the stand or table in the center of the room.

Do not re-enter for 2 hours




Step 4 Airing Out

Do not remain in the treated area. **Immediately vacate the treated house, individual apartment unit or other structure and remain outside.** Do not allow adults, children or pets to re-enter the treated area/structure for a

12/13

minimum of 2 hours to ensure the vapors mists and aerosols have dispersed Thoroughly ventilate the treated area before reoccupying If an odor is still detectable after 2 hours additional ventilation is required

{EPA Pre Approved Pictogram 6 }



Air Out the Room Before Entering

To Kill Fleas and Ticks Destroy pet's old bedding and replace with clean fresh bedding after treatment is completed Use product as above Pets should be treated with a registered flea and tick control product prior to reentering treated premises Also treat your yard with a product registered for yard application **This product does not control bed bugs**

Storage and Disposal

Do not contaminate water food or feed by storage or disposal

Pesticide Storage Store in a cool dry place Keep container closed **Pesticide/Container Disposal** Do not puncture or incinerate! Non refillable container do not reuse or refill this container **If empty** Offer for recycling if available otherwise discard in trash **If partly filled** Call your local solid waste agency for disposal instructions

{Per PR Notice 2007-4 the batch code/lot number will appear on the label or container }

24 Hour Medical Emergency 1-866-836-8855

Manufactured by [A Product of]



Claire Manufacturing Company

1005 S Westgate Drive
Addison IL 60101
www.clairemfg.com



Federal regulations prohibit
CFC propellants in aerosols

{Door Knob Hang Tags provided at point-of-purchase }

Fill out and place hang tag on the door to the treated area to alert family members and others with access to the treated area not to enter for 2 hours after treatment

Do Not Enter Until _____ {time} on _____ {date}

{Label copy will be both English and Spanish text}

13/13

{Marketing Claims}

For use in Apartments, Cabins, Homes, Garages, Kennels and other residential structures

Made in the USA

One Unit Treats up to 6 000 Cubic Feet

Water Base Formula



{Mobius Loop logo}
{Package display}

PLEASE RECYCLE
WHEN EMPTY



{End of Marketing Claims}

[] Denotes alternate/optional verbiage

{ } Denotes verbiage not printed on market labeling