

577-559

06/02/2004

1/4

Front of Label

**Sherwin-Williams Seaguard Vinyl Anti-Foulant**

**Black**

Product Number (varies based on color)

For protecting underwater hull surfaces from marine fouling

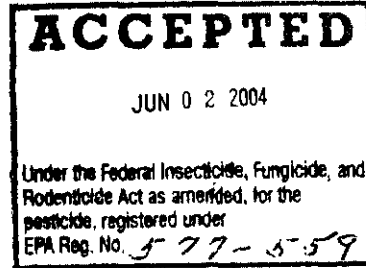
<b>ACTIVE INGREDIENT</b>	
Cuprous Oxide .....	55.70%
<b>INERT INGREDIENTS</b> .....	<b>44.30%</b>
<b>TOTAL</b> .....	<b>100.00%</b>

Copper as Metallic .....49.47%  
CONTAINS PETROLEUM DISTILLATES

5 U.S. Gal  
18.92 L

EPA Reg. No. 577- 559

EPA Est. No.  
577-VA-01  
577-NJ-02  
577-CA-04  
577-GA-01



VOC: 296 g/L (2.5 lbs./gal.)


(VOC WILL VARY DEPENDING ON SPECIFIC COLOR)

**KEEP OUT OF REACH OF CHILDREN.**

**WARNING**

**FLAMMABLE! VAPOR HARMFUL. IRRITATES EYES, SKIN AND RESPIRATORY TRACT.**

**SEE SIDE PANEL FOR ADDITIONAL PRECAUTIONARY STATEMENTS**



*Back or Side of Label*

**DIRECTIONS FOR USE**

It is a violation of federal law to use this product in a manner inconsistent with its labeling.

Mix thoroughly prior to use. Apply at 5.0-8.0 mils wet per coat / 3.0-5.0 mils dry per coat.  
Apply by brush, roller or spray.

Recoat Time: 2 hours minimum

Launch Time: 4 hours minimum after last coat of anti-foulant.

Thinning: As needed up to 5% by volume with Vinyl Reducer R7K133 or Solvent Retarder R6K10.

Application Temperature: 50 °F–100 °F

Note: First coat of Seaguard Anti-fouling paint must be applied to final coat of epoxy primer while the epoxy primer is still tacky, usually within 3-5 hours.

Surface Preparation: All surfaces referenced below must be free of all surface contaminants and moisture prior to application of primer or anti-foulant.

Previously Painted Surface with Vinyl Anti-Foulant:

Clean surface thoroughly by hydroblasting and/or scrubbing with an abrasive pad using fresh water to remove all marine growth and surface contamination. Remove all loose, flaking paint and feather the edges by sanding. For best results, sand existing anti-fouling paint film with 100 to 120 grit abrasive and wipe clean. Apply 2-3 coats of Seaguard Anti-Fouling Paint.

Steel: Remove all oil and grease from surface by Solvent Cleaning per SSPC-SP1. Minimum surface preparation is Near White Metal Blast Cleaning per SSPC-SP10. Blast clean all surfaces using a sharp angular abrasive for optimum surface profile (2-3 mils). Remove all weld spatter and ground all sharp edges by grinding to a minimum ¼" radius. Apply 2-3 coats of Dura-Plate 235 Epoxy at 4-8 mils dft per coat. Apply 2-3 coats of SeaGuard Anti-Fouling Paint.

Wood: Apply first coat of SeaGuard Anti-foulant reduced 20% with Reducer R7K133. Apply 1-2 additional coats of SeaGuard Anti-Fouling Paint.


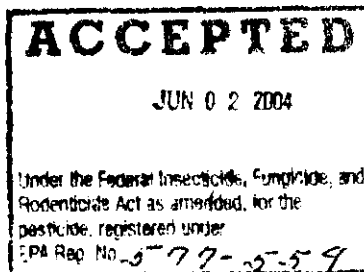
Fiberglass: Remove all dirt, oil, grease, and mold release agents. Be sure to change wiping rag frequently. Sand surface with 80 grit abrasive. Apply 2-3 coats of Dura-Plate Epoxy at 4-8 mils dft per coat.

This product is effective in preventing marine growth such as barnacles, bugulas, etc. Can be used in fresh or salt waters.

Shelf Life: 12 months

Non-photochemically reactive

For marine applications only.



**STORAGE AND DISPOSAL**

Do not contaminate water, food or feed by storage or disposal. Open dumping is prohibited.

**PESTICIDE DISPOSAL**

Pesticide that can not be used according to label instructions must be disposed of according to federal, state or local procedures under the Resources Conservation and Recovery Act.

**CONTAINER DISPOSAL**

Triple rinse or (equivalent). Then offer for recycling or reconditioning, or puncture and dispose of in a sanitary landfill, or by other procedures approved by state and local authorities.

**FIRST AID**

*IF SWALLOWED:* Immediately call a poison control center or doctor. Do not induce vomiting unless told to do so by a poison control center or doctor. Do not give any liquid to the person. Do not give anything by mouth to an unconscious person.

*IF IN EYES:* Hold eye open and rinse slowly and gently with water for 15-20 minutes. Remove contact lenses, if present, after the first 5 minutes, then continue rinsing eye. Call a *poison control center or doctor.*

*IF ON SKIN OR CLOTHING:* Take off contaminated clothing. Rinse skin immediately with plenty of water for 15-20 minutes. Call a poison control center or doctor for treatment advice.

*IF INHALED:* Move person to fresh air. If person is not breathing, call 911 or an ambulance, then give artificial respiration, preferably by mouth-to-mouth, if possible. Call a poison control center or doctor for further treatment advice.


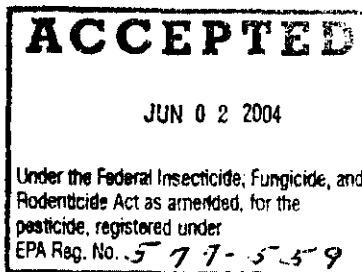
***HAVE THE PRODUCT CONTAINER OR LABEL WITH YOU WHEN CALLING A POISON CONTROL CENTER OR DOCTOR, OR GOING FOR TREATMENT.***

**Note to Physician**

Contains petroleum distillate - vomiting may cause aspiration pneumonia

**DELAYED EFFECTS FROM LONG TERM OVEREXPOSURE.**

Contains solvents which can cause permanent brain and nervous system damage. Intentional misuse by deliberately concentrating and inhaling the contents can be harmful or fatal.



**PRECAUTIONARY STATEMENTS**

**WARNING: HAZARDS TO HUMAN AND DOMESTIC ANIMALS**

**HAZARDS TO HUMANS:** Corrosive. Causes skin burns and substantial but temporary eye injury. Harmful if absorbed through skin or inhaled. Do not get in eyes or on skin or clothing. Wear protective eyewear (goggles, face shield, or safety glasses). Wear protective clothing and chemical resistant gloves. Wash thoroughly with soap and water after handling. Remove contaminated clothing and wash clothing before use. When used in confined areas or while spraying and/or sanding boat surface, wear a mask or a respirator jointly approved by the Mining Enforcement and Safety Administration and the National Institute for Occupational Safety and Health, under the provisions of 30 CFR 11.

**ENVIRONMENTAL HAZARDS**

This product is toxic to fish. Do not contaminate waters by cleaning of equipment or disposal of wastes. Do not allow chips and dust generated during paint removal to enter waters. Dispose wastes debris in an approved landfill.

**PHYSICAL OR CHEMICAL HAZARDS**

**FLAMMABLE.** FLASH POINT APPROXIMATELY 80 °F. Keep away from heat and open flame. Pesticide, container or rinse solution that cannot be used according to label instructions must be disposed of according to Federal or approved State procedures under Subtitle C of the Resource Conservation and Recovery Act.

**NOTICE:** This product contains chemicals known to the State of California to cause cancer and birth defects or other reproductive harm.

The Sherwin-Williams Company  
Cleveland, Ohio 44115

