

UNITED STATES ENVIRONMENTAL PROTECTION AGENCY

MAR 27 2003

The Sherwin-Williams Company
101 West Prospect Avenue
Cleveland, OH 44115-1075

Attn: Madelyn K. Harding

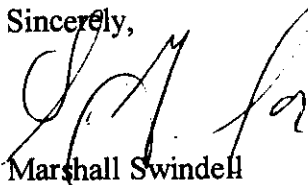
Subject: Sherwin-Williams Seaguard Vinyl Anti Foulant Black
EPA Reg. No. 577-559
Notification of Additional EPA Establishment Number

This will acknowledge receipt of your notification to add the EPA Establishment No. 577-GA-01 to Sherwin-Williams Seaguard Vinyl Anti Foulant Black label, submitted under the provision of FIFRA Section 3(c)9. Based on a review of submitted material, the following comments apply.

This notification is acceptable. This information has been made part of your file.

If you have any questions concerning this letter, please contact Solange Garvey at (703) 308-8911.

Sincerely,



Marshall Swindell
Product Manager 33
Regulatory Management Branch I
Antimicrobial Division (7510C)

CONCURRENCES

SYMBOL							
SURNAME							
DATE							

Front of Label

Sherwin-Williams Seaguard Vinyl Anti-Foulant

Marine Finishes

For protecting underwater hull surfaces from marine fouling

Black

Product Number (varies based on color)

ACTIVE INGREDIENT	
Cuprous Oxide	55.70%
INERT INGREDIENTS	44.30%
TOTAL	100.00%

FREE ELEMENTAL COPPER 0.558%
CONTAINS PETROLEUM DISTILLATES

5 U.S. Gal
18.92 L

EPA Reg. No. 577- 559

EPA Est. No.
577-VA-01
577-NJ-02
577-CA-04
577-GA-01

VOC: 296 g/L (2.5 lbs./gal.)

(VOC WILL VARY DEPENDING ON SPECIFIC COLOR)

KEEP OUT OF REACH OF CHILDREN.

WARNING

**FLAMMABLE! VAPOR HARMFUL. IRRITATES EYES, SKIN AND
RESIRATORY TRACT.**

SEE SIDE PANEL FOR ADDITIONAL PRECAUTIONARY STATEMENTS

Back or Side of Label

DIRECTIONS FOR USE

Directions for use:

It is a violation of federal law to use this product in a manner inconsistent with its labeling.

Mix thoroughly prior to use. Apply at 5.0-8.0 mils wet per coat / 3.0-5.0 mils dry per coat.
Apply by brush, roller or spray.

Recoat Time: 2 hours minimum

Launch Time: 4 hours minimum after last coat of anti-foulant.

Thinning: As needed up to 5% by volume with Vinyl Reducer R7K133 or Solvent Retarder R6K10.

Application Temperature: 50 °F–100 °F

Note: First coat of Seaguard Anti-fouling paint must be applied to final coat of epoxy primer while the epoxy primer is still tacky, usually within 3-5 hours.

Surface Preparation: All surfaces referenced below must be free of all surface contaminants and moisture prior to application of primer or anti-foulant.

Previously Painted Surface with Vinyl Anti-Foulant:

Clean surface thoroughly by hydroblasting and/or scrubbing with an abrasive pad using fresh water to remove all marine growth and surface contamination. Remove all loose, flaking paint and feather the edges by sanding. For best results, sand existing anti-fouling paint film with 100 to 120 grit abrasive and wipe clean. Apply 2-3 coats of Seaguard Anti-Fouling Paint.

Steel: Remove all oil and grease from surface by Solvent Cleaning per SSPC-SP1. Minimum surface preparation is Near White Metal Blast Cleaning per SSPC-SP10. Blast clean all surfaces using a sharp angular abrasive for optimum surface profile (2-3 mils). Remove all weld spatter and ground all sharp edges by grinding to a minimum ¼" radius. Apply 2-3 coats of Dura-Plate 235 Epoxy at 4-8 mils dft per coat. Apply 2-3 coats of SeaGuard Anti-Fouling Paint.

Wood: Apply first coat of SeaGuard Anti-foulant reduced 20% with Reducer R7K133. Apply 1-2 additional coats of SeaGuard Anti-Fouling Paint.


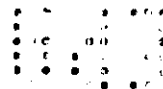
Fiberglass: Remove all dirt, oil, grease, and mold release agents. Be sure to change wiping rag frequently. Sand surface with 80 grit abrasive. Apply 2-3 coats of Dura-Plate Epoxy at 4-8 mils dft per coat.

This product is effective in preventing marine growth such as barnacles, bugulas, etc. Can be used in fresh or salt waters.

Shelf Life: 12 months

Non-photochemically reactive

For marine applications only.



STORAGE AND DISPOSAL

Do not contaminate water, food or feed by storage or disposal. Open dumping is prohibited.

PESTICIDE DISPOSAL

Pesticide that can not be used according to label instructions must be disposed of according to federal, state or local procedures under the Resources Conservation and Recovery Act.

CONTAINER DISPOSAL

Triple rinse or (equivalent). Then offer for recycling or reconditioning, or puncture and dispose of in a sanitary landfill, or by other procedures approved by state and local authorities.

FIRST AID

IF ON SKIN: Wash with plenty of soap and water. Get medical attention.

IF IN EYES: Hold eyelids open and flush with a steady gentle stream of water for 15 minutes. Get Medical Attention.

IF SWALLOWED: Call a physician or Poison Control Center. Drink 1 or 2 glasses of water and induce vomiting by touching back of throat with finger. If a person is unconscious, do not give anything by mouth and do not induce vomiting.

IF INHALED: Remove victim to fresh air. If not breathing, give artificial respiration, preferably mouth-to-mouth. Get medical attention.

DELAYED EFFECTS FROM LONG TERM OVEREXPOSURE.

Contains solvents which can cause permanent brain and nervous system damage. Intentional misuse by deliberately concentrating and inhaling the contents can be harmful or fatal.

PRECAUTIONARY STATEMENTS

WARNING: HAZARDS TO HUMAN AND DOMESTIC ANIMALS

HAZARDS TO HUMANS: Corrosive. Causes skin burns and substantial but temporary eye injury. Harmful if absorbed through skin or inhaled. Do not get in eyes or on skin or clothing. Wear protective eyewear (goggles, face shield, or safety glasses). Wear protective clothing and chemical resistant gloves. Wash thoroughly with soap and water after handling. Remove contaminated clothing and wash clothing before use. When used in confined areas or while spraying and/or sanding boat surface, wear a mask or a respirator jointly approved by the Mining Enforcement and Safety Administration and the National Institute for Occupational Safety and Health, under the provisions of 30 CFR 11.

ENVIRONMENTAL HAZARDS

This product is toxic to fish. Do not contaminate waters by cleaning of equipment or disposal of wastes. Do not allow chips and dust generated during paint removal to enter waters. Dispose wastes debris in an approved landfill.

PHYSICAL OR CHEMICAL HAZARDS

FLAMMABLE. FLASH POINT APPROXIMATELY 80 °F. Keep away from heat and open flame. Pesticide, container or rinse solution that cannot be used according to label instructions must be disposed of according to Federal or approved State procedures under Subtitle C of the Resource Conservation and Recovery Act.

5 7 5

NOTICE: This product contains chemicals known to the State of California to cause cancer and birth defects or other reproductive harm.

The Sherwin-Williams Company
Cleveland, Ohio 44115

