

577-550

10/12/2010

1/9



UNITED STATES ENVIRONMENTAL PROTECTION AGENCY
WASHINGTON, D.C. 20460

OFFICE OF
PREVENTION, PESTICIDES
AND TOXIC SUBSTANCES

OCT 12 2010

The Sherwin-Williams Company
101 West Prospect Avenue
Cleveland, OH 44115-1075

Subject: Red Vinyl Anti-Fouling Paint Formula 121
EPA Registration Number 577-550
Your Notification Dated August 3rd, 2010
EPA Received Date August 6th, 2010

The notification referred to above, submitted in connection with registration under the Federal Insecticide, Fungicide, and Rodenticide Act, FIFRA, as amended, to update the Container Disposal statements as per PR Notice 2007-4, is acceptable.

A copy of the notification has been made part of the file.

If you have questions concerning this letter, please contact Karen M. Leavy at (703)-308-6237.

Sincerely,

A handwritten signature in cursive script that reads "M Swindell".

Marshall Swindell
Product Manager 33
Regulatory Management Branch I
Antimicrobials Division(7510P)

3

(A) United States Environmental Protection Agency
Office of Pesticide Programs (H7505C)
EPA Washington, DC 20460
Application for Pesticide:

Registration
 Amendment
 Other NOTIFICATION

OOP Identifier Number

Section I

1. Company/Product Number
577-550

2. EPA Product Manager
M. Swindell

3. Proposed Classification
 None Restricted

4. Company/Product (Name)
Red Vinyl Anti-fouling Paint Formula 121

PM#
33

5. Name and Address of Applicant (Include ZIP Code)
**THE SHERWIN-WILLIAMS COMPANY
101 WEST PROSPECT AVENUE
CLEVELAND, OH 44115-1075**

6. Expedited Review. In accordance with FIFRA Section 3(c)(3)(b)(I), my product is similar or identical in composition and labeling to:
EPA Reg. No. _____
Product Name _____

Check if this is a new address

Section II

Amendment – Explain below Final printed labels in response to Agency letter Dated _____

Resubmission in response to Agency letter call dated _____ "Me Too" Application.

Notification – Explain below. Other – explain below.

Explanation: Use additional page(s) if necessary. (For section I and Section II.)

Label Amendment to come into compliance with PR Notice 2007-4 on Container Disposal Statements.

Section III

1. Material This Product Will Be Packaged In:

Child Resistant Packaging <input type="checkbox"/> Yes* <input type="checkbox"/> No <i>*Certification must be submitted.</i>	Unit Packaging <input type="checkbox"/> Yes <input type="checkbox"/> No If Yes,* No. per Unit Package wt. Container	Water Soluble Packaging <input type="checkbox"/> Yes <input type="checkbox"/> No If Yes,* No. per Package wgt. Container	2. Type of Container <input type="checkbox"/> Metal <input type="checkbox"/> Plastic <input type="checkbox"/> Glass <input type="checkbox"/> Paper <input type="checkbox"/> Other (Specify) _____
---	--	---	--

3. Location of Net Contents Information
 Label Container

4. Size(s) of Retail Container

5. Location of Label Directions
 On Label
 On Labeling accompanying product

6. Manner in Which Label Is Affixed To Product Lithograph Paper glued Stenciled Other (_____)

Section IV

1. Contact Point (Complete items directly below for identification of individual to be contacted, if necessary, to process this application.)

Name Madelyn K. Harding	Title Senior Corporate Manager Regulatory Affairs	Telephone No. (Include Area Code) (216) 566-2630
-----------------------------------	---	--

Certification
I certify that the statements I have made on this form and all attachments thereto are true, accurate and complete.
I acknowledge that any knowingly false or misleading statement may be punishable by fine or imprisonment of both under applicable law.

2. Signature <i>Madelyn K. Harding</i>	3. Title Senior Corporate Manager Regulatory Affairs	6. Date Application Received (Stamped)
4. Typed Name Madelyn K. Harding	4. Date 8/2/10	



SHERWIN-WILLIAMS®

Environmental, Occupational Health & Regulatory Services
101 Prospect Avenue NW
Cleveland, Ohio 44115-1075
Facsimile: (216) 566-2730

BY FEDERAL EXPRESS

August 3, 2010

Mr. Marshall Swindell (PM 33)
U. S. Environmental Protection Agency
Document Processing Desk (AMEND)
Office of Pesticide Programs (7504P)
Room S4900, One Potomac Yard
2777 Crystal Drive
Arlington, Virginia 22202

RE: EPA Registration Numbers 577-550 and 577-551
Application for Pesticide Amendment
**Per PR Notice 2007-4: Pesticide Management and Disposal; Standards for
Pesticide Containers & Containment**

Dear Mr. Swindell,

This letter with the attached Applications serve as Application for an Amendment to the labels of EPA Registration Numbers 577-558 and 577-559 to come into compliance with PR Notice 2007-4 on Container Disposal Statements.


This submission includes one copy of each label showing the new Container Disposal statement plus five "clean" copies of each label.

Thank you for your prompt attention to this matter. If you have any questions regarding this submission, please do not hesitate to contact me at 216-566-2630.

Sincerely,

Madelyn K. Harding, Senior Corporate Manager
Regulatory Affairs

Attachment: Applications for Amendment of EPA reg. No. 577-550 and 577-551



Front of Label

Red Vinyl Anti-Fouling Paint Formula 121

For Commercial Coating Label-
Commercial Marine Finishes

For Yacht and Military Specification Coating Labels-
Marine Finishes

For protecting underwater hull surfaces from marine fouling

Product Number (optional)

ACTIVE INGREDIENT	
Cuprous Oxide	66.90%
INERT INGREDIENTS.....	33.10%
TOTAL.....	100.00%

Copper as metallic 59.42%
CONTAINS PETROLEUM DISTILLATES

5 U.S. Gal
18.92 L

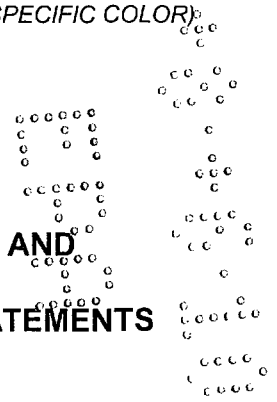
EPA Reg. No.
577-550

EPA Est. No.
577-VA-01
577-NJ-02
577-CA-03
577-GA-01

For Yacht and Commercial Coating Labels-
VOC: 296 g/L (2.5 lbs./gal.)

(VOC WILL VARY DEPENDING ON SPECIFIC COLOR)

**KEEP OUT OF REACH OF CHILDREN.
WARNING
FLAMMABLE! VAPOR HARMFUL. IRRITATES EYES, SKIN AND
RESPIRATORY TRACT.
SEE SIDE PANEL FOR ADDITIONAL PRECAUTIONARY STATEMENTS**



Back or Side of Label

DIRECTIONS FOR USE

It is a violation of Federal law to use this product in a manner inconsistent with its labeling. This label must be in the possession of the user at the time of pesticide application.

For Yacht and Commercial Coating Labels-

FOR MORE DETAILED INSTRUCTIONS CONTACT THE SHERWIN-WILLIAMS COMPANY.

For Military Specification Label-

THE SURFACE MUST BE FREE OF ALL SURFACE CONTAMINATION AND MOISTURE.

For Yacht and Commercial Coating Labels-

THE SURFACE MUST BE FREE OF ALL SURFACE CONTAMINATION AND MOISTURE BEFORE APPLICATION OF PRIMER OR ANTI-FOULING PAINTS.

For Yacht Coating Label-

RECOMMENDED PRIMERS: Y 3060 Series, Y 4060 Series, Y 5070 Series and Y 4078 Epoxy Primer. Apply one or more coats of epoxy primer at a minimum of 4 dry mils per coat. Anti-fouling must be applied to final coat of epoxy while epoxy is still tacky. When epoxy can be touched firmly with the fingertips leaving an impression without having any of the epoxy adhering to the fingertips, proper adhesion will be achieved.

For Commercial Coating Label-

RECOMMENDED PRIMERS: 3000 Series, 4000 Series, 5000 Series and 4018 Epoxy Primer. Apply one or more coats of epoxy primer at a minimum of 4 dry mils per coat. Anti-fouling must be applied to final coat of epoxy while epoxy is still tacky. When epoxy can be touched firmly with the fingertips leaving an impression without having any of the epoxy adhering to the fingertips, proper adhesion will be achieved.

For Military Specification Label-

OLD ANTI-FOULING: May be applied over most aged soft-sloughing type anti-fouling paints when surface is tight, clean and dry. Do not apply over vinyl anti-fouling paints.

For Yacht and Commercial Coating Labels-

OLD ANTI-FOULING: This product may be applied over most tightly adhering anti-fouling paints. If old anti-fouling is questionable, perform adhesion test. DO NOT APPLY OVER SOFT SLOUGHING TYPE ANTI-FOULING PAINTS.

For Military Specification Label-

RECOAT TIME: 2 hour minimum - No maximum between anti-fouling paints.

For Yacht and Commercial Coating Labels-

RECOAT TIME: 2 hour minimum, if spray applied. Otherwise, 4 hour minimum. No maximum between anti-fouling paints.

For Military Specification Label-

APPLICATION: May be brushed, rolled or sprayed. Stir well before using.

For Yacht Coating Labels-

APPLICATION: Brush, roller (3/8 inch nap lint free cover), conventional spray, or airless spray. Stir well before using. NOTE: Anti-fouling paints are designed to be applied at 3 to 5 dry mils or 5 to 8 wet mils per coat. If anti-fouling paint is not applied at proper mil thickness, effectiveness of the coating will be reduced.

TEMPERATURE RANGE / RELATIVE HUMIDITY RANGE: Minimum 40° F / R.H. 50%

For Commercial Coating Labels-

APPLICATION: Apply by conventional or airless spray. Stir well before using. NOTE: Anti-fouling paints are designed to be applied at 3 to 5 dry mils or 5 to 8 wet mils per coat. If anti-fouling paint is not applied at proper mil thickness, effectiveness of the coating will be reduced.

TEMPERATURE RANGE / RELATIVE HUMIDITY RANGE: Minimum 40° F / R.H. 50%

For Military Specification Label-

ALUMINUM: These products are not for use on aluminum unless a primer is used.

For Yacht and Commercial Coating Labels-

ALUMINUM: These products are not for use on aluminum unless a minimum of 15 dry mils of epoxy primer is used and a proper amount of zinc anodes. For more information contact your Pro-Line® technical representative.

For Military Specification Label-

STEEL: Bare steel should be sandblasted to a #10 MARINE BLAST to remove all rust and mill scale. After sandblasting, apply 4 coats of Mil-P-24441 Epoxy Primer, giving a total dry mil thickness of at least 12 mils. See **note** prior to applying anti-fouling paints!

For Yacht Coating Label-

STEEL: Prepare surface as per SSPC or NACE Standards, such as SSPC-SP10, NACE 2, SSPC-SP6, NACE 3, SSPC-SP12, NACE 5, SSPC-SP11. Surface Profile Range: 1.5-3.5. After surface preparation apply Pro-Line® Epoxy primers Y3060series, Y4060 series, Y5070 series or Y4078, giving a total dry mil thickness of at least 15 mils.

For Commercial Coating Label-

STEEL: Prepare surface as per SSPC or NACE Standards, such as SSPC-SP10, NACE 2, SSPC-SP6, NACE 3, SSPC-SP12, NACE 5, SSPC-SP11. Surface Profile Range: 1.5-3.5. After surface preparation apply Pro-Line® Epoxy Primers 3000 Series, 4000 Series, 5000 Series, or 4018, giving a total dry mil thickness of at least 15 mils.

For Yacht Coating Label-

GELCOAT: To remove dirt, grease, oil and water-soluble mold release agents use Pro-Line® 747 All Purpose Cleaner. To remove solvent based mold release agents use Pro-Line® Y25 Prep Solvent. Be sure to change wiping rag frequently. Sand surface with 80 grit abrasive paper. Remove all sanding dust prior to painting. Apply one or more coats of Pro-Line® epoxy primer at 4 dry mils per coat.

For Military Specification Coating-

WOOD: Over bare wood, apply first coat of anti-fouling thinned with Seaguard R7 K134 (one quart per gallon of anti-fouling). Apply second coat unthinned.

For Yacht Coating Label-

WOOD: Over bare wood, primer is not necessary. Apply first coat of anti-fouling thinned 30% with Pro-Line® Y20 Vinyl Retarder. Apply second coat full strength or reduced up to 5% percent with Y4 Vinyl Reducer (spray) or Y20 Vinyl Retarder (Brush or Roller).

For Commercial coating-

WOOD: Over bare wood, primer is not necessary. Apply first coat of anti-fouling thinned 30% with Pro-Line® Retarder #20. Apply second coat unthinned.

For Military Specification Coating-

FIBERGLASS HULL – UNPAINTED: Scrub hull with a solution of warm water and TSP (tri-sodium phosphate). Rinse with fresh water, sand hull lightly with 80-grit Garnet paper. Remove dust with clean rag. Apply a uniform coat of Mil-P-24441 Epoxy Primer. See **note** prior to applying anti-fouling paints.

For Military Specification Coating-

LAUNCH TIME: 4 hours minimum after last coat of anti-fouling paints.

For Yacht and Commercial Coating Labels-

LAUNCH TIME: 4 hours minimum after last coat of anti-fouling paints (overnight is recommended).

For Military Specification Coating-

THINNING: If necessary, use either *Seaguard R7 K133* or *R7 K134*.

For yacht coating-

THINNING: If necessary, use up to 5% Pro-Line® #Y4 or #Y20 Vinyl Retarder for spray applications or #Y20 Vinyl Retarder for brush or roller applications.

For Commercial coating-

THINNING: Not recommended

For Military Specification Coating-

NOTE: When anti-fouling is applied over Epoxy Primers, the anti-fouling must be applied within 3-5 hours after last coat of Epoxy Primer

This product is effective in preventing marine growth, such as barnacles, bugulas, etc.
Can be used in fresh and salt waters.

NON-PHOTOCHEMICALLY REACTIVE
FOR MARINE APPLICATIONS ONLY

DELAYED EFFECTS FROM LONG TERM OVEREXPOSURE.

Contains solvents which can cause permanent brain and nervous system damage. Intentional misuse by deliberately concentrating and inhaling the contents can be harmful or fatal.

STORAGE AND DISPOSAL

Do not contaminate water, food or feed by storage or disposal. Open dumping is prohibited.

PESTICIDE DISPOSAL

Pesticide that can not be used according to label instructions must be disposed of according to federal, state or local procedures under the Resources Conservation and Recovery Act.

CONTAINER DISPOSAL

~~Nonrefillable container. Do not reuse or refill this container. Offer for recycling, if available, or puncture and dispose of in a sanitary landfill, or by other procedures approved by state and local authorities.~~

~~Triple rinse or (equivalent). Then offer for recycling or reconditioning, or puncture and dispose of in a sanitary landfill, or by other procedures approved by state and local authorities.~~

FIRST AID

IF SWALLOWED: Immediately call a poison control center or doctor. Do not induce vomiting unless told to do so by a poison control center or doctor. Do not give any liquid to the person. Do not give anything by mouth to an unconscious person.

IF IN EYES: Hold eye open and rinse slowly and gently with water for 15-20 minutes. Remove contact lenses, if present, after the first 5 minutes, then continue rinsing eye. Call a *poison control center or doctor.*

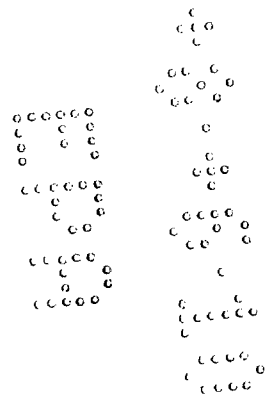
IF ON SKIN OR CLOTHING: Take off contaminated clothing. Rinse skin immediately with plenty of water for 15-20 minutes. Call a poison control center or doctor for treatment advice.

IF INHALED: Move person to fresh air. If person is not breathing, call 911 or an ambulance, then give artificial respiration, preferably by mouth-to-mouth, if possible. Call a poison control center or doctor for further treatment advice.

HAVE THE PRODUCT CONTAINER OR LABEL WITH YOU WHEN CALLING A POISON CONTROL CENTER OR DOCTOR, OR GOING FOR TREATMENT.

Note to Physician

Contains petroleum distillate - vomiting may cause aspiration pneumonia.



PRECAUTIONARY STATEMENTS

WARNING: HAZARDS TO HUMAN AND DOMESTIC ANIMALS

HAZARDS TO HUMANS: Causes eye irritation. Harmful if absorbed through skin. Avoid contact with skin, eyes or clothing. Wear protective clothing such as gloves, long-sleeved cotton shirt, long pants and hat. May be fatal if swallowed or inhaled. Do not breathe dust, vapor or spray mist. Wash contaminated clothing before reuse. Never give anything by mouth to an unconscious person. Call a physician immediately. Avoid storage and usage near food and feed products. When used in confined areas or while spraying and/or sanding boat surface, wear a mask or a respirator jointly approved by the Mining Enforcement and Safety Administration and the National Institute for Occupational Safety and Health, under the provisions of 30 CFR 11.

ENVIRONMENTAL HAZARDS

This product is toxic to fish. Do not contaminate waters by cleaning of equipment or disposal of wastes. Do not allow chips and dust generated during paint removal to enter waters. Dispose wastes debris in an approved landfill.

PHYSICAL OR CHEMICAL HAZARDS

FLAMMABLE. FLASH POINT APPROXIMATELY 80°F. Keep away from heat and open flame. Pesticide, container or rinse solution that cannot be used according to label instructions must be disposed of according to Federal or approved State procedures under Subtitle C of the Resource Conservation and Recovery Act.

NOTICE: This product contains chemicals known to the State of California to cause cancer and birth defects or other reproductive harm.

The Sherwin-Williams Company
Cleveland, Ohio 44115

