

pm 33

577-549

11/1/99

Page 1 of 5

LABEL COPY per Amendment 9/13/99
EPA Reg. No. 577-549
Page 1 of 5

Front of Label

Pro-Line 1080 H Hard Vinyl Anti-Fouling Paint

For Commercial Coating Label-
Commercial Marine Finishes

For Yacht Coating Label-
Marine Finishes

For protecting underwater hull surfaces from marine fouling

Product Number (optional)


ACTIVE INGREDIENT	
Cuprous Oxide.....	51.35%
INERT INGREDIENTS.....	
	48.65%
TOTAL.....	
	100.00%

CONTAINS PETROLEUM DISTILLATES

5 U.S. Gal
18.92 L

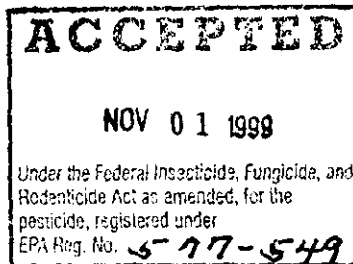
EPA Reg. No.
577-549

EPA Est. No.
577-VA-01
577-NJ-02
577-CA-04



VOC: 500 g/L (4.2 lbs./gal.) (VOC WILL VARY DEPENDING ON SPECIFIC COLOR)

KEEP OUT OF REACH OF CHILDREN.
WARNING
FLAMMABLE! VAPOR HARMFUL. IRRITATES EYES, SKIN AND
RESPIRATORY TRACT.
SEE SIDE PANEL FOR ADDITIONAL PRECAUTIONARY STATEMENTS



Back or Side of Label

DIRECTIONS FOR USE

It is a violation of Federal law to use this product in a manner inconsistent with its labeling. This label must be in the possession of the user at the time of pesticide application.

FOR MORE DETAILED INSTRUCTIONS CONTACT PRO-LINE PAINT CO.

THE SURFACE MUST BE FREE OF ALL SURFACE CONTAMINATION AND MOISTURE BEFORE APPLICATION OF PRIMER OR ANTI-FOULING PAINTS.

For Yacht Coating Label-

RECOMMENDED PRIMERS: Y 3060 Series, Y 4060 Series, Y 5070 Series and Y 4078 Epoxy Primer. Apply one or more coats of epoxy primer at a minimum of 4 dry mils per coat. Anti-fouling must be applied to final coat of epoxy while epoxy is still tacky. When epoxy can be touched firmly with the fingertips leaving an impression without having any of the epoxy adhering to the fingertips, proper adhesion will be achieved.

For Commercial Coating Label-

RECOMMENDED PRIMERS: 3000 Series, 4000 Series, 5000 Series and 4018 Epoxy Primer. Apply one or more coats of epoxy primer at a minimum of 4 dry mils per coat. Anti-fouling must be applied to final coat of epoxy while epoxy is still tacky. When epoxy can be touched firmly with the fingertips leaving an impression without having any of the epoxy adhering to the fingertips, proper adhesion will be achieved.

OLD ANTI-FOULING: This product may be applied over most tightly adhering anti-fouling paints. If old anti-fouling is questionable, perform adhesion test. DO NOT APPLY OVER SOFT SLOUGHING TYPE ANTI-FOULING PAINTS.

RECOAT TIME: 2 hour minimum, if spray applied. Otherwise, 4 hour minimum. No maximum between anti-fouling paints.

For Yacht Coating Label-

APPLICATION: Brush, roller (3/8 inch nap lint free cover), conventional spray, or airless spray. Stir well before using. NOTE: Anti-fouling paints are designed to be applied at 3 to 5 dry mils or 5 to 8 wet mils per coat. If anti-fouling paint is not applied at proper mil thickness, effectiveness of the coating will be reduced.

For Commercial Coating Label-

APPLICATION: Apply by conventional or airless spray. Stir well before using. NOTE: Anti-fouling paints are designed to be applied at 3 to 5 dry mils or 5 to 8 wet mils per coat. If anti-fouling paint is not applied at proper mil thickness, effectiveness of the coating will be reduced.

3 9 5

TEMPERATURE RANGE / RELATIVE HUMIDITY RANGE: Minimum 40° F / R.H. 50%

ALUMINUM: These products are not for use on aluminum unless a minimum of 15 dry mils of epoxy primer is used and a proper amount of zinc anodes. For more information contact your Pro-Line technical representative.

For Yacht Coating Label -

STEEL: Prepare surface as per SSPC or NACE Standards, such as SSPC-SP10, NACE 2, SSPC-SP6, NACE 3, SSPC-SP12, NACE 5, SSPC-SP11. Surface Profile Range: 1.5-3.5 **mils.** After surface preparation apply Pro-Line Epoxy primers Y3060series, Y4060 series, Y5070 series or Y4078, giving a total dry mil thickness of at least 15 mils.

For Commercial Coating Label-

STEEL: Prepare surface as per SSPC or NACE Standards, such as SSPC-SP10, NACE 2, SSPC-SP6, NACE 3, SSPC-SP12, NACE 5, SSPC-SP11. Surface Profile Range: 1.5-3.5. After surface preparation apply Pro-Line Epoxy Primers 3000 Series, 4000 Series, 5000 Series, or 4018, giving a total dry mil thickness of at least 15 mils.

For Yacht Coating Label-

GELCOAT: To remove dirt, grease, oil and water-soluble mold release agents use Pro-Line 747 All Purpose Cleaner. To remove solvent based mold release agents use Pro-Line Y25 Prep Solvent. Be sure to change wiping rag frequently. Sand surface with 80 grit abrasive paper. Remove all sanding dust prior to painting. Apply one or more coats of Pro-Line epoxy primer at 4 dry mils per coat.

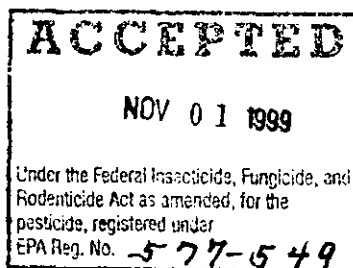
For yacht Coating Label-

WOOD: Over bare wood primer is not necessary. Apply first coat of anti-fouling thinned 30% with Pro-Line Y20 Vinyl Retarder. Apply second coat full strength or reduced up to 5% percent with Y4 Vinyl Reducer (spray) or Y20 Vinyl Retarder (Brush or Roller).

For Commercial coating-

WOOD: Over bare wood primer is not necessary. Apply first coat of anti-fouling thinned 30% with Pro-line Retarder #20. Apply second coat unthinned.

LAUNCH TIME: 4 hours minimum after last coat of anti-fouling paints (overnight is recommended).



4 8 5

For yacht coating-

THINNING: If necessary, use up to 5% Pro-Line #Y4 or #Y20 Vinyl Retarder for spray applications or #Y20 Vinyl Retarder for brush or roller applications.

For Commercial coating-

THINNING: Not recommended

This product is effective in preventing marine growth, such as barnacles, bugulas, etc. Can be used in fresh and salt waters.

NON-PHOTOCHEMICALLY REACTIVE
FOR MARINE APPLICATIONS ONLY

STORAGE AND DISPOSAL

Do not contaminate water, food or feed by storage or disposal. Open dumping is prohibited.
PESTICIDE DISPOSAL: Pesticide, spray mixture, or rinsate that cannot be used or chemically reprocessed should be disposed of according to procedures approved by federal, state, or local authorities. Pesticide that can not be used according to label instructions must be disposed of according to federal, state or local procedures under the Resources Conservation and Recovery Act.

CONTAINER DISPOSAL

Triple rinse or (equivalent). Then offer for recycling or reconditioning, or puncture and dispose of in a sanitary landfill, or by other procedures approved by state and local authorities.

FIRST AID

IF SWALLOWED: Drink promptly a large quantity of milk, egg whites, gelatin solution or if these are not available, drink large quantities of water. Avoid alcohol. Get medical attention.
IF IN EYES: Flush with plenty of water. Get Medical Attention.
IF ON SKIN: Wash with plenty of soap and water. Get medical attention.
IF INHALED: Remove victim to fresh air. If not breathing, give artificial respiration, preferably mouth-to-mouth. Get medical attention.

DELAYED EFFECTS FROM LONG TERM OVEREXPOSURE.

Contains solvents which can cause permanent brain and nervous system damage. Intentional misuse by deliberately concentrating and inhaling the contents can be harmful or fatal.

NOTICE: This product contains chemicals known to the State of California to cause cancer and birth defects or other reproductive harm.

ACCEPTED
NOV 01 1999
Under the Federal Insecticide, Fungicide, and Rodenticide Act as amended, for the pesticide, registered under EPA Reg. No. 577-549

PRECAUTIONARY STATEMENTS

WARNING: HAZARDS TO HUMAN AND DOMESTIC ANIMALS

HAZARDS TO HUMANS: Causes eye irritation. Harmful if absorbed through skin. Avoid contact with skin, eyes or clothing. Wear protective clothing such as gloves, long-sleeved cotton shirt, long pants and hat. May be fatal if swallowed or inhaled. Do not breathe dust, vapor or spray mist. Wash contaminated clothing before reuse. Never give anything by mouth to an unconscious person. Call a physician immediately. Avoid storage and usage near food and feed products. *When used in confined areas or while spraying and/or sanding boat surface, wear a mask or a respirator jointly approved by the Mining Enforcement and Safety Administration and the National Institute for Occupational Safety and Health, under the provisions of 30 CFR 11.*

ENVIRONMENTAL HAZARDS

This product is toxic to fish. Do not contaminate waters by cleaning of equipment or disposal of wastes. Do not allow chips and dust generated during paint removal to enter waters. Dispose wastes debris in an approved landfill.

PHYSICAL OR CHEMICAL HAZARDS

FLAMMABLE. FLASH POINT APPROXIMATELY 80°F. Keep away from heat and open flame. Pesticide, container or rinse solution that cannot be used according to label instructions must be disposed of according to Federal or approved State procedures under Subtitle C of the Resource Conservation and Recovery Act.

The Sherwin-Williams Company
Cleveland, Ohio 44115

