

FEB 04 1997

Ms. Judith K. Lemm
Rockland Corporation
P.O. Box 809
West Caldwell, New Jersey 07006

Subject: Revised Labeling--Hose-End Sprayer
Rockland Horticultural Spray Oil
EPA Registration Number 572-83
Your Application Dated December 17, 1996

Dear Ms. Lemm:

The labeling referred to above, submitted in connection with registration under the Federal Insecticide, Fungicide, and Rodenticide Act as amended, is acceptable provided that you make the labeling changes indicated below before you release the product for shipment bearing the amended labeling:

1. On page 1 of the draft labeling, in the Statement of Practical Treatment, add the following:

IF INHALED: Move to fresh air.

2. On page 2, in the second sentence of the first paragraph, correct the spelling of "arthropods."
3. On page 2, revise the HAZARDS TO HUMANS AND DOMESTIC ANIMALS section to "CAUTION: Harmful if swallowed because of aspiration hazard. May enter lungs and cause injury. Avoid breathing vapors or spray mist. Do not get in eyes or on skin or clothing. Wash hands after use."
4. On page 2, delete the PERSONAL PROTECTIVE EQUIPMENT paragraph.
5. On page 2, delete the USER SAFETY RECOMMENDATIONS section.

6. On page 2, in the DIRECTIONS FOR USE section, delete the second paragraph (beginning "Do not apply this product in such a manner...") and add the following exclusionary statement:

Not for use on plants being grown for sale or other commercial use, or for commercial seed production, or for research purposes. For use on plants intended for aesthetic purposes or climatic modification and being grown in interior plantscapes, ornamental gardens or parks, or on golf courses or lawns and grounds.

Submit five (5) copies of your final printed labeling before you release the product for shipment.

A stamped copy of the labeling is enclosed for your records.

Sincerely yours,

DHE

Dennis H. Edwards, Jr.
Product Manager (19)
Insecticide-Rodenticide Branch
Registration Division (7505C)

Enclosure

Sublabel For Current Epa Approved Homeowner Use(1 gal & Smaller) With Proposed Option For Hose-End Applicator Directions 12/17/96

Rockland

HORTICULTURAL SPRAY OIL

(OPTION A-Conventional Sprayer)

- For Foliar, Dormant, Delayed Dormant Application - A Superior Spray Oil.
- To Control Over-Wintering and Certain Foliar Insects.

(OPTION B-With Hose-End Applicator)

- For Foliar Application
- No Measuring or mixing
- Just Attach to Hose and Spray

ACTIVE INGREDIENT:

Paraffinic Oil.....	98.8%
INERT INGREDIENTS.....	1.2%

Unulfonated Residue-92% min.

Flashpoint 345 F min.

EPA Reg. No. 572-83

EPA Est. No. 572-NJ-1

KEEP OUT OF REACH OF CHILDREN
CAUTION

STATEMENT OF PRACTICAL TREATMENT

IF SWALLOWED: Do not induce vomiting. Aspiration may be a hazard. Give vegetable oil demulcents. Call physician or your Poison Control Center if large volume has been swallowed. IF IN EYES: Flush with plenty of water. IF ON SKIN: . Wash affected area with soap and water

See side Panel for Additional Precautionary Statements.

Net Contents One Quart (32 Fl. Oz)

ACCEPTED
with COMMENTS
in EPA Letter Dated

FEB 04 1997

Under the Federal Insecticide,
Fungicide, and Rodenticide Act
as amended, for the pesticide
registered under EPA Reg. No.
572-83

RECD EPA-572-NDP02
96 FEB 23 19:00

ROCKLAND HORTICULTURAL SPRAY OIL consists of a light viscosity, highly refined petroleum oil with balanced emulsification to attain maximum penetration and coverage with minimum run-off. The diluted insecticide spray will kill orthopods by penetrating the egg and interfering with the metabolic mature insects.

PRECAUTIONARY STATEMENTS

HAZARDS TO HUMANS AND DOMESTIC ANIMALS: CAUTION: Harmful if swallowed. Avoid breathing vapors or spray mist. Do not get in eyes or on skin or clothing.

PERSONAL PROTECTIVE EQUIPMENT: Applicators and other handlers must wear: long-sleeved shirt, long pants, and shoes plus socks, Follow manufacturer's instructions for cleaning/maintaining PPE. If no such instructions for washables, use detergent and hot water. Keep and wash PPE separately from other laundry.

USER SAFETY RECOMMENDATIONS: Users should:
Wash hands before eating, drinking, chewing gum, using tobacco or using the toilet.
Remove clothing immediately if pesticide gets inside. Then wash thoroughly and put on clean clothing.

ENVIRONMENTAL HAZARDS: This product is toxic to fish. Do not apply directly to water, or to areas where surface water is present or to intertidal areas below the mean high water mark. Do not contaminate water by cleaning of equipment or disposal of waste.

**DIRECTIONS FOR USE - (Option A-as currently approved by EPA)
(FOR APPLICATION WITH CONVENTIONAL SPRAYER)**

It is a violation of Federal Law to use this product in a manner inconsistent with its labeling.

Do not apply this product in such a manner as to directly or through drift expose workers or other persons. The area being treated must be vacated by unprotected persons. Keep unprotected persons out of treated areas until sprays have dried. For any requirements specific to your State or Tribe, consult the agency responsible for pesticide regulation.

GENERAL DIRECTIONS FOR TIMING AND MIXING: Horticultural Spray Oil should be applied in the dormant or delayed dormant stages for control of overwintering insects. Foliar applications to woody ornamental trees and shrubs may be made alone or in tank mix combinations with specified emulsifiable insecticide concentrates. Fill the spray tank with half to three quarters of the total volume of water. Add the oil with agitation. When thoroughly mixed, bring

volume up to desired amount of spray solution. Agitate again before spraying and occasionally during spraying operation.

Do not apply when the temperature is below 40 degrees F. or there is a danger of the spray freezing before it dries. Summer applications should not be made at temperatures above 85 degrees F.

GENERAL DILUTIONS AND APPLICATIONS: Add the required amount of this product to water in the spray tank to made the desired volume of spray mixture. Agitate before spraying and occasionally during application. Apply to thoroughly cover all plant surfaces and to penetrate the crevices in the twigs and branches as well as in the bark on trunk and limbs.

FOR DORMANT AND DELAYED DORMANT: Use a 1 to 50 dilution (2.5 fl. oz. or 5 Tbsp. per gal) or a 1 to 33 dilution (3.8 fl. oz. per gal.).

FOLIAR APPLICATION: Use a 1-50 or 1-100 DILUTION to control a wide range of mite and insect pests in the egg stage such as spider and eriophyid mites, armored and soft scales, mealybugs, phyllids, whiteflies, aphids, leafrollers, leaf tiers, webworms, canker worms, plant bugs, leafhoppers, and adelgids. Will kill other immature forms if spray covers the insect.

SPREADER-STICKER AND CONTACT SPRAY: Rockland Horticultural Spray Oil is compatible for tank mixing with emulsifiable concentrates of Rotenone-Pyrethrum, Malathion, Ethion, Methoxychlor, and Bacillus Thuringiensis. When other materials are to be tank mixed with the oil solution, add them with agitation after the water and spray oil are thoroughly mixed.

SHADE TREE ORNAMENTAL SPRAY: APHIDS (free living forms): Dormant-most deciduous plants. AZALEA BARK SCALE: Delayed Dormant - Azalea, Rhododendron, Andromeda. COOLEY SPRUCE GALL ADELGID: Before new growth starts, treat terminal twigs and bases of buds - Blue Spruce and Douglas Fir (Blue Spruce needles will lose blue color). EASTERN SPRUCE GALL ADELGID: Same as Cooley- Norway and White Spruce. ELONGATE HEMLOCK SCALE: Hemlock and Spruce. EUONYMUS SCALE: Delayed Dormant-Bittersweet and Pachysandra. EUROPEAN FRUIT LECANIUM SCALE: Dormant - Elm, Oak, Arborvitae. EUROPEAN ELM SCALE: Dormant-Elms. EUROPEAN RED MITE: Delayed Dormant-Crabapple, Mountain Ash, English Elm. FLETCHER SCALE: Before new growth starts - White Chestnut and English Oaks. HEMLOCK ERIOPHYID MITE: Dormant-Surfaces of Hemlock needles.

HEMLOCK SCALE: Before new growth starts-Canada and Carolina Hemlock. HOLLY SCALE: April or May-Hollies. KERMES OAK SCALE: Dormant-White and Red Oaks. LECANIUM SCALES: Dormant-Oak, Elm Maple, Honeylocust, Glowering Trees, Arborvitae, Taxus. MAGNOLIA SCALE: April-Magnolia. MAPLE BLADDERGALL MITE: April-Treat Twigs and Buds of Silver and Cut Leaf Maples. OYSTERSHELL SCALE: Dormant-Will, Lilac, Apple. PINE BARK ADELGID: April-White, Scots, and Austrian Pines. PINE ERIOPHYID MITES: Pines-when needles begin to elongate. PINE NEEDLE SCALE: April-White,

Red, Scots, Austrian and Mugho Pines, Spruce. SOUTHERN RED MITE: Dormant-Ilex and other Broadleaf Evergreens. SPRUCE BUD SCALE: April-Spruce. SPRUCE SPIDER MITE: April-Arborvitae, Hemlock, Spruce, Juniper, Cedar, Pines. TAXUS PULVINAR SCALE: April-Taxus. TULIPTREE SCALE: April-Tuliptree. WHITE PINE APHID: April-White Pine.

FRUIT TREE SPRAY-APPLES: To control Apple Red Bug, European Fruit Lecanium Scale - Apply 2.6 fl oz . oil mixed with water to make each gallon of spray. To control Fruit Tree Leaf Roller, use 3.8 fl. oz. oil mixed with water to make each gallon of spray in Dormant period.. For European Red Mite and San Jose Scale, use 2.6 fl. oz. oil mixed with water to make each gallon spray in Green Tip to Delayed Dormant periods. For Sciesfy Scale, use 3.8 fl. oz. oil mixes with water to make each gallon of spray applied in Delayed Dormant period. PEARS: To control Fruit Tree Leaf Roller and Pear Leaf Blister Mite - Apply 3.8 fl oz.oil in water to make each gallon of spray in Dormant stage. For Pear Psylla-Apply 2.6 fl. oz. of oil in water to make each gallon of spray in Delayed Dormant period. PEACHES:To control Cottony Peach Scale- Apply 3.8 fl. oz. oil mixed with water to make each gallon of spray in the Dormant period. PLUMS: To control European Red Mite and European Lecanium Scale - Apply 2.6 fl oz. oil in water to make each gallon of spray in Dormant to Delayed Dormant stages.

ADDITIONAL USE PRECAUTIONS: Keep oil container tightly closed in storage to prevent entry of water. All horticultural oils interfere with or slow plant transportation and respiration during the period of evaporation. DO NOT APPLY DURING DROUGHT OR WHEN PLANTS EXHIBIT MOISTURE STRESS. Do not use in combination with or immediately before or after spraying with dinitro compounds, fungicides such as Captan, Folpet, Dyrene, Karathene, Morestan or any other product containing sulfur. Also do not use with SEVIN WP or DIMETHOATE. Oil might remove the glaucus (blue) bloom from such evergreens as Colorado blue spruce and Koster spruce. Use with caution and reduce dosage for summer application on Japanese Red Maple, Amur Maple and Black Walnut. Use with caution and reduced dosage for dormant application on Sugar Maple and Redbud. Do not apply as Foliar Spray at intervals or less than 1 month.

(Alternate)
DIRECTIONS FOR USE -

**Option B- (Proposed for use on packaging
WITH HOSE END SPRAYER calibrated at 1-100 dilution for Foliar Spray
Only)**

It is a violation of federal law to use this product in a manner inconsistent with its labeling.

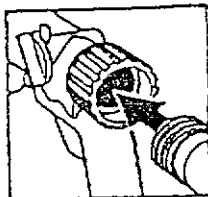
Do not apply this product in such a manner as to directly or through drift expose workers or other persons. The area being treated must be vacated by unprotected persons. Keep unprotected persons out of treated areas until sprays have dried. For any requirements specific to your State or Tribe, consult the agency responsible for pesticide regulation.

ADDITIONAL USE PRECAUTIONS: Keep oil container tightly closed in storage to prevent entry of water. All horticultural oils interfere with or slow plant transportation and respiration during the period of evaporation. **DO NOT APPLY DURING DROUGHT OR WHEN PLANTS EXHIBIT MOISTURE STRESS.** Do not use in combination with or immediately before or after spraying with dinitro compounds, fungicides such as Captan, Folpet, Dyrene, Karathene, Morestan or any other product containing sulfur. Also do not use with SEVIN WP or DIMETHOATE. Oil might remove the glaucous (blue) bloom from such evergreens as Colorado blue spruce and Koster spruce. Use with caution and reduce dosage for summer application on Japanese Red Maple, Amur Maple and Black Walnut. Use with caution and reduced dosage for dormant application on Sugar Maple and Redbud. Do not apply as Foliar Spray at intervals of less than 1 month.

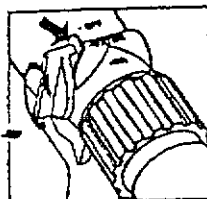
Do not apply when the temperature is below 40° F. or there is a danger of the spray freezing before it dries. Summer applications should not be made at temperatures above 85° F.

FOLIAR APPLICATION: The attached sprayer is calibrated to deliver a 1 to 100 dilution to control a wide range of mite and insect pests in the egg stage such as spider and eriophyid mites, armored and soft scales, mealybugs, phyllids, whiteflies, aphids, leafrollers, leaf tiers, webworms, canker worms, plant bugs, leafhoppers, and adelgids. Will kill other immature forms if spray covers the insect

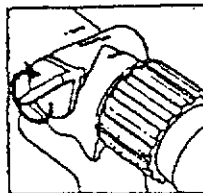
(INSERT Hose-End Applicator directions)

**SHAKE BEFORE USING**

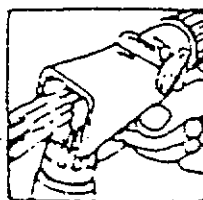
1. Attach garden hose to spray nozzle.



2. Bend safety tab down and turn control to "water".



3. Turn on water supply.



4. Point nozzle toward area/item to be sprayed and turn water control knob to "On". Product will automatically mix with water. Hold bottle level. Use with average water pressure.

ADDITIONAL USE PRECAUTIONS: All horticultural oils interfere with or slow plant transportation and respiration during the period of evaporation. **DO NOT APPLY DURING DROUGHT OR WHEN PLANTS EXHIBIT MOISTURE STRESS.** Do not use in combination with or immediately before or after spraying with dinitro compounds, fungicides such as Captan, Folpet, Dyrene, Karathene, Morestan or any other product containing sulfur. Also do not use with SEVIN WP or DIMETHOATE. Oil might remove the glaucous (blue) bloom from such evergreens as Colorado blue spruce and Koster spruce. Use with caution and reduce dosage for summer application on Japanese Red Maple, Amur Maple and Black Walnut. **DO NOT APPLY AS FOLIAR SPRAY AT INTERVALS OF LESS THAN 1 MONTH.**

(Continue following copy for both conventional sprayer and hose end applicator directions)

STORAGE AND DISPOSAL

Do not contaminate water, food or feed by storage or disposal.

STORAGE: Store unused material in original container only, in a locked dry storage area out of reach of children and animals. Keep container tightly closed.

DISPOSAL: Do not reuse empty container. Securely wrap in several layers of newspaper and discard in trash. Rinse thoroughly before discarding in trash.

9/7

WARRANTY: Seller makes no warranty, expressed or implied, concerning the use of this product other than indicated on the label. Buyer assumes all risk of use and/or handling of this material when such use and/or handling is contrary to label instructions.

Manufactured by
Rockland Corporation
West Caldwell, NJ 07006 USA
Product A083XX (16,32,01)

(UPC)