

538-283.

1/8/2002

1/17



U.S. ENVIRONMENTAL PROTECTION AGENCY
Office of Pesticide Programs
Registration Division (7505C)
401 "M" St., S.W.
Washington, D.C. 20460

EPA Reg. Number:

Date of Issuance:

538-283

JAN - 8 2002

NOTICE OF PESTICIDE:
 x Registration
 Reregistration

Term of Issuance:
Conditional

(under FIFRA, as amended)

Name of Pesticide Product:
SUPER WINTERIZER WITH
PLUS 2 WEED CONTROL

Name and Address of Registrant (include ZIP Code):

The Scotts Company
14111 Scottslawn Road
Marysville, Ohio 43041

Note: Changes in labeling differing in substance from that accepted in connection with this registration must be submitted to and accepted by the Registration Division prior to use of the label in commerce. In any correspondence on this product always refer to the above EPA registration number.

On the basis of information furnished by the registrant, the above named pesticide is hereby registered/reregistered under the Federal Insecticide, Fungicide and Rodenticide Act.

Registration is in no way to be construed as an endorsement or recommendation of this product by the Agency. In order to protect health and the environment, the Administrator, on his motion, may at any time suspend or cancel the registration of a pesticide in accordance with the Act. The acceptance of any name in connection with the registration of a product under this Act is not to be construed as giving the registrant a right to exclusive use of the name or to its use if it has been covered by others.

This product is conditionally registered in accordance with FIFRA sec. 3(c)(7)(A) provided that you:

1. Submit/cite all data required for registration/reregistration of your product when the Agency requires all registrants of similar products to submit such data.
2. Make the following label changes before you release the product for shipment:
 - a. Revise the EPA Registration Number to read "EPA Reg. No. 538-283"

Signature of Approving Official:

Date:

JAN - 8 2002

3. Submit one copy of the revised final printed label for the record before you release the product for shipment.

If these conditions are not complied with, the registration will be subject to cancellation in accordance with FIFRA sec.6(e). Your release for shipment of the product constitutes acceptance of these conditions.

A stamped copy of the label is enclosed for your records.

Joanne I. Miller
Product Manager 23
Herbicide Branch
Registration Division (7505C)

Enclosure

3/17

**SUPER WINTERIZER with PLUS 2
Weed Control**

(NOTE: The above description will be inverted.)

OPTIONAL

Lawn Pro®
"Available only at
authorized Scotts® Lawn
Pro® retailers"

TREATS X,XXX SQ FT

Super Winterizer with Plus 2
Weed Control

Weed control plus lawn fertilizer
for use on bahia, bermuda, bluegrass, centipede,
fescue, ryegrass or zoysia lawns

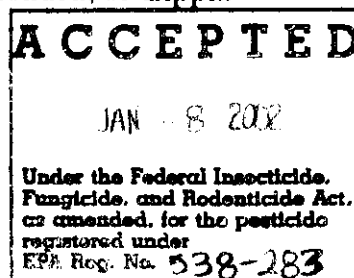
(ILLUS.)

- Clears out dandelions and over 50 other broadleaf weeds
- Controls dandelions and more than 50 other broadleaf weeds
- Clears out clover and more than 50 broadleaf weeds and helps prepare your lawn for winter
- plus fertilizes with a feeding of Super Winterizer with Plus 2 Weed Control
- Thick, green, weed-free turf
- Builds a thicker, sturdier weed-free lawn this fall. Better greenup next spring
- Apply as last feeding in fall. For best results, apply a Scotts annual program (see back for details)

DO NOT use on St. Augustine, Carpetgrass, Dichondra, or Lippia

KEEP OUT OF REACH OF CHILDREN
CAUTION

See back panel for additional precautionary statements.
See back for directions.



ACTIVE INGREDIENTS:

2,4-D†	1.03%
Mecoprop††	1.03%

INERT INGREDIENTS:	97.94%
Total	100.00%

EPA Reg. No. 538-NEW
†CAS #94-75-7
††CAS #93-65-2

EPA Est 538-OH-1

4/17

LEFT GUSSET

Super Winterizer with Plus 2 Weed Control

XXXX

RIGHT GUSSET

XXXX Super Winterizer with Plus 2 Weed Control

BACK PANEL

KEEP OUT OF REACH OF CHILDREN

CAUTION

PRECAUTIONARY STATEMENTS

Hazard to Humans and Domestic Animals: CAUTION, causes eye irritation. Avoid contact with eyes or clothing. Harmful if swallowed. Do not contaminate feed or foodstuffs. Do not contaminate water used for irrigational or domestic purposes. Do not graze treated areas. Do not feed clippings to livestock. Wear long pants, long-sleeved shirt and shoes when applying this product.

Do not allow people (other than applicator) or pets on treated area during application. Do not enter treatment areas until spray has dried or dust has settled. When using this product, wear long-sleeved shirt, long pants, socks and shoes. After using this product, remove clothing and launder separately before reuse, and promptly an thoroughly wash hands and exposed skin with soap and water.

FIRST AID

If in eyes: Hold eye open and rinse slowly and gently with water for 15-20 minutes. Remove contact lenses, if present, after first 5 minutes, then continue rinsing eye. **If on skin:** Take off contaminated clothing. Rinse skin immediately with plenty of water for 15-20 minutes. **If swallowed:** Call A poison control center or doctor immediately for treatment advice. Have person sip a glass of water if able to swallow. Do not induce vomiting unless told to do so by a poison control center or doctor. Do not give anything by mouth to an unconscious person. **If inhaled:** Move person to fresh air. If person is not breathing, call 911 or an ambulance, then give artificial respiration, preferably by mouth-t-mouth, if possible.

Call a poison control center or doctor for further treatment advice. Have the product container or label with you when calling poison control center or doctor, or going for treatment.

Environmental Hazards: Do not apply directly to lakes, streams, or ponds. Do not apply when weather conditions favor drift from target areas. Drift and runoff may adversely affect non-target plants. Do not apply directly to water. Do not contaminate water when disposing of equipment washwaters.

STORAGE: Storage in a clean, dry place. Reseal opened bag by folding top down and securing.

PESTICIDE DISPOSAL: Securely wrap original container in several layers of newspaper and discard in trash.

CONTAINER DISPOSAL: Do not reuse bag. Discard bag in trash.

6/17

Guaranteed Analysis

Total nitrogen (N)XX%
 X.X% ammoniacal nitrogen
 XX.X% urea nitrogen
 X.X% other water soluble nitrogen*
 X.X% water insoluble nitrogen
 Available phophate (P₂O₅)X%
 Soluble potash (K₂O)X%
 Dervied from ammonium phosphate, urea, methyleneureas, and muriate of potash.
 Chlorine, not more thanX%

*Contains X.X% slowly available methylenediurea and dimethylenetriurea nitrogen.

U.S. Patent No. 4,378,238

Product of U.S.A.

The Scotts Company, 14111 Scottslawn Rd., Marysville, OH 43041

©2000, The Scotts Company, World rights reserved.

7/17

(BACK PANEL CLAIMS)

Helps prepare you lawn for winter . . .

Summer can leave your lawn stressed and hungry. Researchers at Scotts and leading universities have demonstrated the importance of feeding a lawn in both the summer and fall, and Scotts offers the high-quality products you need.

For late summer, a high-nitrogen, slow-release fertilizer like Turf Builder® is your best choice. For fall, a high-nitrogen/potassium fertilizer like that ins Scotts Super Winterizer with Plus 2 Weed Control helps you get a thicker, sturdier lawn with increased root development. When applied in fall, it helps prepare your lawn for winter and provides better green-up next spring.

. . . clears out more than 50 broadleaf weeds

OR

Easy to Apply

For use on bahiagrass, bermudagrass, bluegrass, centipedegrass, fescue, ryegrass, or zoysiagrass lawns.

WEEDS CONTROLLED

aster	dandelion	lippia	scarlet	mallow
bittercress	dichondra	moneywort.	pimpernel	
black medic	dollarweed	morningglory	shadflower	
bristly oxtongue	English daisy	mustard	shepherdspurse	
buckhorn	eveningprimrose	pennywort	smartweed	
bull thistle	filaree	pepperweed	sow thistle	
burclover	fleabane	pigweed	stitchwort	
buttonweed	ground ivy	plantain	thymeleaved	
carpetweed	healall	prickly lettuce	sandwort	
centella	henbit	puncturevine	vetch	
chicory	horseweed	purslane	white clover	
chickweed	knotweed	pusley (Florida)	yellow rocket	
cudweed	(seedling)	ragweed		
curly dock	lambsquarter			

(OPTIONAL BACK PANEL CLAIMS)

Now its easy for you to have a better lawn

Save money

Why even consider a lawn care service? Scotts Annual Program will give you a beautiful lawn for less money.

Or

Why even consider a lawn care service? Scotts Lawn Pro Annual Program will give you a beautiful lawn for about one-third the cost.

Simple and easy

No more guesswork. You simply apply the right product - one Step at a time.

Start anytime

You can begin the Annual Program anytime of the year. Just check the month and select the appropriate Step listed. Apply the remaining Steps at two-months intervals.

Guaranteed results

Each Step is designed to the specific season to help give you a greener lawn.

8/17

Step 1. Early Spring February-April	Step 2. Late Spring April-June	Step 3. Summer June-August	Step 4. Fall August-November
Crabgrass Preventer plus Fertilizer - prevents crabgrass, foxtail, spurge, oxalis, chickweed and other annual weeds while providing deep, thick greening for up to 2 months. This is Scotts best fertilizer plus crabgrass preventer. In the Pacific Northwest, Step TM 1 is "Moss Control plus Fertilizer".	Weed Control Plus Fertilizer - controls dandelions, clover, chickweed and other broadleaf weeds while greening your lawn for up to 2 more months. This is Scotts best weed and feed.	Insect Control plus Fertilizer - controls white grubs, chinch bugs, sod webworms and other lawn insects plus keeps your lawn green through the Summer.	Lawn Fertilizer - specially formulated for the Fall - the best time to develop a stronger root system for a more vigorous, thicker lawn. Helps your lawn green up even quicker next Spring. This is Scotts best fall fertilizer.

Super Winterizer

Additional Super Winterizer Feeding

September – November

4 to 6 weeks after Early Fall fertilizer feeding. Apply as last feeding in fall to help prepare your lawn for winter.

OR

**SCOTTS®
TURF BUILDER® Annual Program**

- No more guesswork . . . apply the right product at the right time for a thick, green, weed-free lawn
- Start anytime . . . just check the month below and apply products at 2 month intervals

Turf Builder® With Halts® Crabgrass Preventer	Turf Builder® With Plus 2® Weed Control
<ul style="list-style-type: none"> • Apply in early spring (Feb.-April) • Prevents crabgrass and other annual weeds while feeding your lawn. (In the Pacific Northwest, substitute Turf Builder and Moss Control Granules. For St. Augustinegrass, substitute Bonus S. For dormant bermudagrass, substitute Halts.) 	<ul style="list-style-type: none"> • Apply in late spring (April-June) • Kills dandelions and other broadleaf weeds while feeding your lawn. (For St. Augustinegrass substitute Turf Builder.)
Turf Builder® With Insect Control	Turf Builder®
<ul style="list-style-type: none"> • Apply in summer (June-Aug.) • Kills lawn damaging insects plus fleas while feeding your lawn. • For grub control, apply Scotts® GrubEx® anytime from April to mid-August. 	<ul style="list-style-type: none"> • Apply in fall (Aug.-Nov.) • Important time to feed for a thicker, greener lawn.

(OPTIONAL BACK PANELS cont'd)

Optional Winterizer Feeding

Late Fall

(Sept.-Nov.)

(4 to 6 weeks after Early Fall Turf Builder feeding)

Apply as last feeding in fall to help prepare your lawn for winter

The Scotts Difference

Unlike ordinary weed & feeds every particle of Super Winterizer with Plus 2 Weed

Control contains: Scotts patented timed-release nitrogen, plus phosphorus, potassium and weed control

(photo: simple mix particles)

ORDINARY MIXED WEED AND FEEDS

- Granules contain different nutrients. Nutrient and weed control granules of different sizes and shapes can separate during application resulting in uneven, inconsistent feeding and weeding.

(photo: SBS particles)

SUPER WINTERIZER WITH PLUS 2 WEED CONTROL

- Super Winterizer with Plus 2 Weed Control particles deliver the same ratio of nitrogen, phosphorus, potassium and weed control to every square inch of turf for even, consistent feeding plus better weed control.

OR

The Scotts Advantage:

Tiny, Lightweight Particles For Better Weed Control

Weed killers, work by entering through the weeds leaves. Therefore, its best to apply a weed & feed to a wet lawn, so the particles can stick better to the weeds. Turf Builder Plus 2 Weed and Feed has tiny, lightweight granules that stick to weed leaves far better than the larger pellets of other weed killer, for better control.

And unlike most weed & feeds, every Scotts All-in-One* particle contains plant nutrients and the weed control ingredient. Scotts provides consistent feeding and weed control to every square inch of turf for a green, thick lawn with no weeds. Guaranteed!

*All-in-One = nitrogen, phosphorus, potassium and the weed control ingredient contained in every particle.

Turf Builder Plus 2 Weed and Feed (PHOTO)

-weed leaves for better weed control

- All-in-One particles contain nutrients and weed control ingredient for green, thick lawns with no weeds.

Ordinary Mixed Fertilizers (PHOTO)

- Nutrients and the weed control ingredient often in separate particles, resulting in inconsistent weed control and feeding.

DIRECTIONS FOR USE

It is a violation of Federal law to use this product in a manner inconsistent with its labeling. This product applies 1.5 pounds of 2,4-D per acre per application. The maximum number of broadcast applications per treatment site is two per year.

Super Winterizer with Plus 2 Weed Control helps you get a thicker, sturdier lawn with increased root development. Apply it as your last feeding of the year to help prepare your lawn for winter and provide better greenup spring.

APPLICATION

- Apply anytime weed are actively growing (when daytime temperatures are consistently above 60°F).
- Apply on a calm day.
- Apply to moist grass. To help articles stick to weed leaves the grass should be thoroughly watered or wet from dew before applying Super Winterizer with Plus 2 Weed Control.
- On bahia and centipede lawns wait until after the second mowing of the year by NOT before mid-March. In the fall DO NOT treat centipede after the first of October and DO NOT treat bahia after the first of November.
- Do not use this product on flowers, shrubs, fruit or vegetable plants or on creeping bentgrass, St. Augustine and dichondra lawns. On bermudagrass, bahia, centipedegrass, zoysia lawns, under certain conditions, some temporary discoloration may result.

WATERING OR RAIN

Do not water your lawn for 24 hours after application. Water will wash the weed control off the weed's leaves and reduce the effectiveness of this product.

This product should not be applied if rain is expected within the next 24 hours.

IMPORTANT

What to expect

Weed stems and leaves will begin to twist and curl in a few days, but a month or more may be required for complete control.

This product will not prevent weed seeds from producing new plants.

Extreme Temperatures

Avoid applying when temperatures are consistently above 90°F

Seeding/sodding/sprigging

Wait until the new grass has been mowed at least four times before applying Super Winterizer with Plus 2 Weed Control.

If you are planning to seed, sod, or sprig, you should wait at least one month after you have applied Super Winterizer with Plus 2 Weed Control.

SPREADER

Be careful when applying this product near shrubs, flower beds or vegetable gardens as contact with weed control may damage these desirable plants. Scotts spreaders provide excellent controlled application to protect these areas. When using a rotary spreader, take special care near desirable plants.

Spreader Settings

(treats and fertilizes
X,XXX sq. ft.)

Scotts Drop Spreader	X	Scotts EasyGreen Rotary	X	Scotts SpeedyGreen Rotary	X
----------------------	---	-------------------------	---	---------------------------	---

Additional Spreader Settings

- EZ Drop Republic (#530)X
- EZ Broadcast Republic (#540) (5' width)X
- Red Devil Drop (#FH-22)X
- Red Devil Drop (#SB-30)X
- Quaker Drop (Model #10850)X
- Quaker Rotary (Model #10301) (5' width)X

Tips on Spreading with Scotts Spreaders

Scotts Drop: First apply 2 header strips. Operate spreader the longest way of the lawn. Overlap wheels to ensure uniform feeding. Shut off spreader when you have reached the header strips or stopped. Mow lawn first if grass is tall enough to touch the bottom of spreader.

EasyGreen®Rotary : Slide shut-off lever to the right. Application automatically starts and stops when you do. Avoid misses by making, each pass about 30 inches from the previous one so some overlapping occurs.

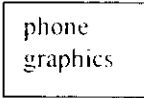
SpeedyGreen® Rotary: Shut off spreader anytime you stop. Avoid misses by making each pass 5 feet from the previous one so some overlapping occurs.

12/17

Scotts No-Quibble
Guarantee™

If for any reason you are not satisfied with results after using any Scotts product, you are entitled to get your money back. Simply send us evidence of purchase and we will mail you a refund check promptly.

Questions?
Call Scotts' toll-free
Consumer
Helpline:
1-800-543-TURF



"Lawn success made easy" Visit Scotts' website at www.scottslawn.com

13/17

CLI SUB-LABEL
EPA 538-NEW

Feeds and Treats X.XXX square feet



SUPER WINTERIZER

with

PLUS 2™ Weed Control

FRONT:

————— *LAWN FERTILIZER AND BROADLEAF WEED CONTROL* —————

- Builds thick, green turf from the roots up without burning your lawn
- Kills dandelions, chickweed, white clover and most other broadleaf weeds
- Patented formula kills weeds that ordinary weed & feeds miss
- For best results, apply a Turf Builder® Annual Program (see back for details)

DO NOT USE ON ST. AUGUSTINEGRASS, FLORATAM, DICHONDRA, LIPPIA, CARPETGRASS OR BENTGRASS LAWNS.

ACTIVE INGREDIENTS:

2,4-D†.....	1.03%
MCPPT†.....	1.03%
OTHER INGREDIENTS.....	97.94%
Total	100.00%

†CAS #94-75-7 ††CAS #93-65-2

EPA Reg. No. 538-NEW EPA Est 538-OH-1

KEEP OUT OF REACH OF CHILDREN
CAUTION

See back for additional precautionary statements

XX-X-X

NET WEIGHT XX.X lb (X.XX kg)

Made in U.S.A.

14/17

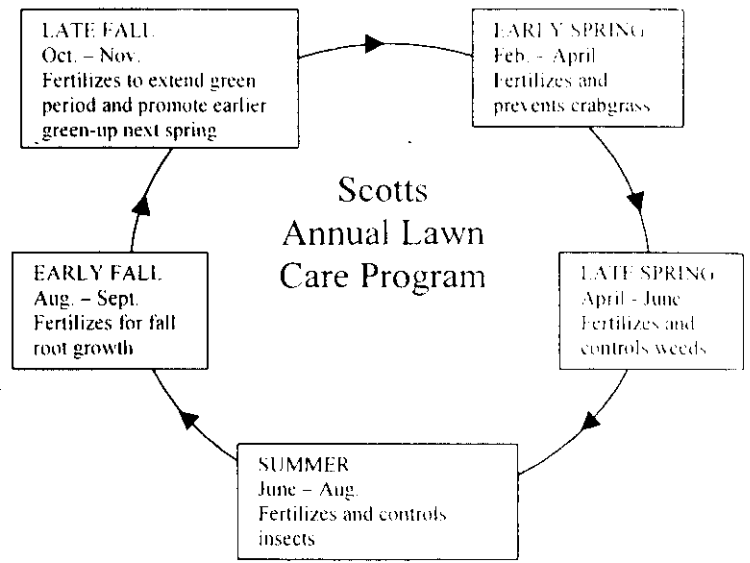
BACK

For best results, apply Scotts® Annual Lawn Care Program.

- Start the program at any time.
- Allow 2 months between applications.

[ART] For lawns in the shaded areas, phone 1-800-543-TURF, or visit our web site at www.scottslawn.com for the Annual Lawn Care Program for your area


DO NOT USE ON ST. AUGUSTINEGRASS, FLORATAM, DICHONDRA, LIPPIA, CARPETGRASS OR BENTGRASS LAWNS.



Why Scotts Super Winterizer with Plus 2™ Weed Control is better than the rest:

Granule Size

Scotts tiny, lightweight granules stick to weed leaves far better than the larger, heavier pellets of other weed & feeds. The better the product adheres to the weed leaves, the better the results!



Scotts Mistake Proof Granules™

Each Scotts individual granule contains both the weed control ingredient and fertilizing nutrients -- every inch of your lawn receives the proper amount of both. Common weed & feeds utilize separate pellets for each ingredient, resulting in hit-or-miss weed control and fertilization.

OR

The Scotts Advantage:

Tiny, Lightweight Particles For Better Weed Control

Weed killers, work by entering through the weeds leaves. Therefore, its best to apply a weed & feed to a wet lawn, so the particles can stick better to the weeds. Super Winterizer Plus 2 Weed and Feed has tiny, lightweight granules that stick to weed leaves far better than the larger pellets of other weed killer, for better control.

And unlike most weed & feeds, every Scotts All-in-One* particle contains plant nutrients and the weed control ingredient. Scotts provides consistent feeding and weed control to every square inch of turf for a green, thick lawn with no weeds. Guaranteed!

*All-in-One = nitrogen, phosphorus, potassium and the weed control ingredient contained in every particle.

Super Winterizer with Plus 2 Weed Control (PHOTO)

-weed leaves for better weed control

- All-in-One particles contain nutrients and weed control ingredient for green, thick lawns with no weeds.

Ordinary Mixed Fertilizers (PHOTO)

- Nutrients and the weed control ingredient often in separate particles, resulting in inconsistent weed control and feeding.

KEY PRODUCT FACTS

Directions for Use

It is a violation of federal law to use this product in a manner inconsistent with its labeling.

- ❶ **Make sure that the grass is wet from dew or sprinkling before applying. (This helps particles adhere to weed leaves to produce best results.)**



- ❷ Set spreader to the setting indicated by the chart on right before applying.

Spreader Settings covers XXXX sq. ft.

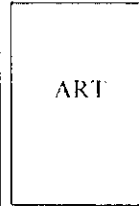

Scotts Rotary Spreaders Setting

Scotts SpeedyGreen® X
 Make each pass about 5 feet from previous one to ensure an overlap.

Scotts EasyGreen® XX
 Make each pass about 30 inches from previous one to ensure an overlap.

Additional Spreader Settings

Spreading Tips
Apply header strips. Then apply product in longest direction of lawn.



Scotts Drop Spreaders Setting

All metal models X
 Make sure spreader wheel completely overlaps previous wheel mark.

All plastic models XX
 Make sure spreader wheel completely overlaps previous wheel mark.

EZ Drop, Republic (#530) X
 EZ Broadcast, Republic (#540) X

Red Devil Drop (#114-22)
 Red Devil Rotary (#114-22)

What To Avoid

- Do not water or mow lawn for at least 24 hours after application. (Granules must remain on weed leaves for 24 hours to be effective.)
- Do not apply if rain is expected within 24 hours.
- Do not apply if day temperatures are regularly below 60° or above 90° F.

ART • For maximum product effectiveness, keep people and animals off lawn after treatment.

- Apply only to grass. Do not allow granules or dust to drift onto flowers, shrubs, fruit or vegetables.
- Grass should not touch the bottom of a drop spreader. Tall grass should be mowed a day or two before application.
- Delay application on newly seeded, sodded or sprigged areas until new grass has been mowed four times.
- Do not seed, sod or plant grass sprigs until at least one month after using this product.

ART • Do not apply on St. Augustinegrass, Floratam, dichondra, lippia, centgrass, or bentgrass.

- On bahia or centipedegrass lawns, wait until after the second mowing of the year, but NOT before mid-March.
- In fall, DO NOT treat centipedegrass after Oct. 1, nor bahiagrass after Nov. 1.
- Apply on a calm day.
- This product applies XX pounds of 2,4D per acre per application. Do not apply more than twice per year.

Storage and Disposal

ART • STORAGE: Store in a clean, dry place. Reseal opened bag by folding top down and securing.

- PESTICIDE DISPOSAL: Securely wrap original container in several layers of newspaper and discard in trash.
- CONTAINER DISPOSAL: Do not reuse bag. Discard bag in trash

First Aid and Environmental Information

ART • **CAUTION! Keep out of the reach of children and pets. Causes eye irritation. Harmful if swallowed.**

PRECAUTIONARY STATEMENTS Hazards to Humans and Domestic Animals

ART Avoid contact with eyes, skin or clothing. Wear long pants, long-sleeved shirt and shoes when applying this product. After use, remove clothing and launder separately before reuse, wash hands and exposed skin thoroughly with soap and water. Do not allow people (other than the applicator) or pets on treatment area during application, or after treatment until dust (if any) has settled.

First Aid:

- If in eyes:** Hold eye open and rinse slowly and gently with water for 15-20 minutes. Remove contact lenses, if present, after first 5 minutes, then continue rinsing eye.
- If on skin:** Take off contaminated clothing. Rinse skin immediately with plenty of water for 15-20 minutes.
- If swallowed:** Call A poison control center or doctor immediately for treatment advice. Have person sip a glass of water if able to swallow. Do not induce vomiting unless told to do so by a poison control center or doctor. Do not give anything by mouth to an unconscious person.
- If inhaled:** Move person to fresh air. If person is not breathing, call 911 or an ambulance, then give artificial respiration, preferably by mouth-t-mouth, if possible.

Call a poison control center or doctor for further treatment advice. Have the product container or label with you when calling poison control center or doctor, or going for treatment.

Environmental Hazards:

Do not apply when weather conditions favor drift from target areas. Drift or runoff may adversely affect non-target plants. Do not apply directly to water. Do not contaminate water when disposing of equipment washwaters.

17/17

Guaranteed Analysis

Super Winterizer with Plus 2
 Weed Control XX-X-X F643

Total nitrogen (N).....	XX%
X.X% ammoniacal nitrogen	
XX.X% urea nitrogen	
XX.X% other water soluble nitrogen*	
X.X% water insoluble nitrogen	
Available phosphate (P ₂ O ₅).....	X%
Soluble potash (K ₂ O).....	X%

Derived from: monoammonium phosphate, urea, methylene ureas, and potassium sulfate or

muriate of potash.

*Contains XX% slowly available methylenediurea and dimethylenetriurea nitrogen.

U.S. Patent No. 4,378,238
Product of U.S.A.

The Scotts Company
14111 Scottslawn Road
Marysville, Ohio 43041

©1999 The Scotts Company.
World rights reserved.

Questions / Information




Phone toll-free
1-800-543-TURF



Visit our web site
www.scottslawn.com

Scotts No-Quibble Guarantee™

If for any reason you are not satisfied with results after using any Scotts product, you are entitled to get your money back. Simply send us evidence of purchase and we will mail you a refund check promptly.



UPC