

538-282

09/23/2008

1/6



EDS... ENVIRONMENTAL PROTECTION AGENCY

SEP 23 2008

Ms. Kathleen Lee
Product Registration
The Scotts Company d/b/a The Ortho Group
14111 Scottslawn Road
Maysville, OH 43041

SUBJECT: Application for Pesticide Notification (PRN 98-10 and 2008-1)
Request Warranty Statement and General Label Changes
EPA Reg. No. 538-282
Application Dated June 26, 2008

Dear Registrant:

The Agency is in receipt of your Application for Pesticide Notification under Pesticide Registration Notice (PRN) 98-10 and 2008-1 dated 06/26/08 for the above product. The Registration Division (RD) has conducted a review of this request for its applicability under PRN 98-10 and 2008-1 and finds that the action(s) requested fall within the scope of PRN 98-10. The label submitted with the application has been stamped "Notification" and will be placed in our records.

If you have any questions, please call me directly at 703-305-6249 or Owen F. Beeder of my staff at 703-308-8899.

Sincerely,

A handwritten signature in black ink, appearing to read "Linda Arrington".

Linda Arrington
Notifications & Minor Formulations Team Leader
Registration Division (7505P)
Office of Pesticide Programs

Please read instructions on reverse before completing form.

Form Approved. OMB No. 2070-0060. Approval expires 05-31-98

EPA

United States
Environmental Protection Agency
Washington, DC 20460

- Registration
- Amendment
- Other

OPP Identifier Number

Application for Pesticide - Section I

1. Company/Product Number 538-282 4. Company/Product (Name) Turf Builder with Plus 2 Weed Control	2. EPA Product Manager Joanne Miller PM# PM-23	3. Proposed Classification <input type="checkbox"/> None <input type="checkbox"/> Restricted
5. Name and Address of Applicant (Include ZIP Code) The Scotts Company 14111 Scottslawn Road Marysville, Ohio 43041 <input type="checkbox"/> Check if this is a new address		6. Expedited Review. In accordance with FIFRA Section 3(c)(3)(b)(I), my product is similar or identical in composition and labeling to: <div style="text-align: center;">NOTIFICATION</div> <div style="text-align: center;">SEP 23 2008</div> EPA Reg. No. _____ Product Name _____

Section II

<input type="checkbox"/> Amendment - Explain below. <input type="checkbox"/> Resubmission in response to Agency letter dated XX-XX-XX <input checked="" type="checkbox"/> Notification - Explain below.	<input type="checkbox"/> Final printed labels in response to Agency letter dated XX-XX-XX <input type="checkbox"/> "Me Too" Application <input type="checkbox"/> Other - Explain below.
---	---

Explanation: Use additional page(s) if necessary. (For section I and Section II.)
Notification of general label revisions per PR Notice 98-10 for EPA Reg. No. 538-282.
Please see attached cover letter for detail and certification statement.

Section III

1. Material This Product Will Be Packaged In:			
Child-Resistant Packaging <input type="checkbox"/> Yes* <input type="checkbox"/> No	Unit Packaging <input type="checkbox"/> Yes <input type="checkbox"/> No If "Yes" Unit Packaging w.	Water Soluble Packaging <input type="checkbox"/> Yes	2. Type of Container <input type="checkbox"/> Metal <input type="checkbox"/> Plastic <input type="checkbox"/> Glass <input type="checkbox"/> Paper <input type="checkbox"/> Other (Specify) Plastic Bag
*Certification must be submitted		No. per Container	5. Location of Label Directions <input type="checkbox"/> On Bag <input type="checkbox"/> On Labeling accompanying product
3. Location of Net Contents Information <input type="checkbox"/> Label <input type="checkbox"/> Container		6. Manner in Which Label is Affixed to Product <input type="checkbox"/> Paper glued <input type="checkbox"/> Stenciled	

OK to go to Notifications - Hope

Section IV

1. Contact Point (Complete items directly below for identification of individual to be contacted, if necessary, to process this application.)		
Name Kathleen Lee	Title Director, Regulatory Affairs	Telephone No. (Include Area Code) (937) 644-7426

Certification

I certify that the statements I have made on this form and all attachments thereto are true, accurate and complete. I acknowledge that any knowingly false or misleading statement may be punishable by fine or imprisonment or both under applicable law.

6. Date Application Received
(Stamped)

2. Signature The Scotts Company BY: <i>Kathleen Lee</i>	3. Title Director, Regulatory Affairs	
4. Typed Name: Kathleen Lee	5. Date: June 26, 2008	



June 26, 2008

Joanne Miller
Document Processing Desk (NOTIF)
Office of Pesticide Programs (7504P)
U.S. Environmental Protection Agency
Room S-4900, One Potomac Yard
2777 S. Crystal Drive
Arlington, VA 22202

Re: Turf Builder with Plus 2 Weed Control (EPA Reg. No. 538-282)
Notification of general Label Revisions per PR Notices 98-10 and 2008-1

Dear Ms. Miller:

The Scotts Company respectfully requests the approval of the attached Application of Registration for a Notification of general label revisions. Included with this cover letter are the following:

- Completed Application for Registration (EPA form 8570-1)
- Two copies of the final printed label with changes highlighted
- Two, "clean" copies of the final printed label

The following language has been modified since last approved notification dated 11/4/07.

PR Notice 2008-1 Information

- Modified Environmental Hazard statement to include language for Broadcast Granular products: "To protect the environment, do not allow pesticide to enter or run off into storm drains, drainage ditches, gutters or surface waters. Applying this product in calm weather when rain is not predicted for the next 24 hours will help to ensure that wind or rain does not blow or wash pesticide off the treatment area. Sweeping any product that lands on a driveway, sidewalk, or street, back onto the treated area of the lawn or garden will help to prevent run off to water bodies or drainage systems." Deleted prior statement.

Fertilization Information

- Changed fertilizer analysis to "28-1-4"
- Inserted the word "Covers" in front of "5,000 sq ft" in order to comply with the Florida Urban Turf regulation.

4/6

- On back label, under "Spreader Settings", we have added the following statement in order to comply with the Florida Urban Turf regulation: "This package applies 2.8 pounds of product per 1000 sq ft."
- On back of label, under "Spreader Settings", we have modified the numbers to read as follows: Broadcast / Rotary will read "3 1/4"; EasyGreen will read "27 1/2"; and Drop will read "6".

Non-Pesticide Product Information

- On back label, under "Scotts & Your Environment", we have deleted the following statement: "Because green is good" and have inserted the following trademark statement: "Green Is Good™."
- On back label, under "Tips for Lawncare Success", we have deleted the following sentence: "Scotts Turf Builder provides the nutrients your lawn needs to look its weed-free best and withstand the stresses of heat, drought, and family activity" and have inserted the following sentence: "Scotts Turf Builder provides the nutrients your lawn needs to look its best and withstand the stresses of weeds, heat, drought, and family activity."

"This notification is consistent with the provisions and guidance of PR Notices 2008-1 and 98-10 and EPA regulations at 40 CFR 152.46, and no other changes have been made to the labeling or the confidential statement of formula of this product. I understand that it is a violation of 18 U.S.C. Sec. 101 to willfully make any false statement to EPA. I further understand that if this notification is not consistent with the terms of PR Notices 2008-1, 98-10 and 40 CFR 152.46, this product maybe in violation of FIFRA and I may be subject to enforcement action and penalties under sections 12 and 14 of FIFRA."


If you have any questions regarding this submission, please contact me by phone at 937-644-7426, or by email at Kathleen.lee@scotts.com.

Sincerely,




Kathleen Lee
Director, Regulatory Affairs

Enclosures



5/10


Water Smart
Formula!



Turf Builder

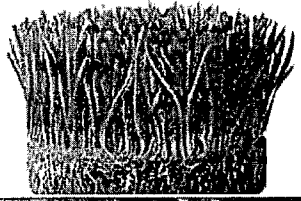
WITH **PLUS 2. WEED CONTROL**
APPLY ANYTIME WEEDS ARE GROWING

Con control de malezas PLUS 2®



Kills Weeds Completely

Elimina completamente las malezas



Builds Strong, Deep Roots

Desarrolla raíces fuertes y profundas



Improves Lawn's Ability to Absorb Water & Nutrients

Mejora la capacidad del césped para absorber agua y nutrientes

DO NOT USE ON ST. AUGUSTINEGRASS, FLORATAM, DICHOONDRA, LIPPIA, CARPETGRASS OR BENTGRASS LAWNS.

NET WT./PESO NETO
14.29 lb (6.48 kg)

ACTIVE INGREDIENTS	
2,4-Di	1.21%
Metcoprop-p11	0.61%
OTHER INGREDIENTS	98.18%
TOTAL	100.00%



KEEP OUT OF REACH OF CHILDREN
CAUTION

MANTENER FUERA DEL ALCANCE DE LOS NIÑOS
PRECAUCION

Scott's Turf Builder

WITH **PLUS 2. WEED CONTROL**
28-1-4 COVERS 5000 SQ FT **24984**
14

Won't Burn Lawn Guaranteed!




We care. Scotts® products are designed with care to grow thicker, greener lawns. **Green is Good™.** A healthy lawn cleans the air, produces oxygen and prevents runoff and soil erosion. **You can make a difference.** Help keep our water resources clean. Apply this product only to your lawn, and sweep any product that lands in the driveway, sidewalk or street back on to your lawn.

6/10

Tips for Lawn Care Success:

- **Feed regularly for your best lawn.** Regular feedings of Scotts® Turf Builder® will help grow a lawn you and your family can enjoy. Scotts Turf Builder provides the nutrients your lawn needs to look its best and withstand the stresses of weeds, heat, drought and family activity.
- **Mow your lawn high.** Mowing high allows the grass to develop a deep root system & helps your lawn use water more effectively.
- **Leave the grass clippings on your lawn.** This recycles the plant nutrients back into the soil.
- **Conserve water.** Your lawn will begin to wilt when water is needed. As much as possible, take advantage of nature's sprinkler and rely on the rain to water your lawn.



Plan your feeding schedule. Choose the right product for your lawn.

ANY SEASON	EARLY SPRING February-April	LATE SPRING April-June	SUMMER June-August	FALL September-October
Apply any season if weeds or bugs are not a problem: Scotts® Turf Builder® Lawn Fertilizer	To prevent crabgrass: Scotts® Turf Builder® with Halls® Crabgrass Preventer	To kill weeds: Scotts® Turf Builder® with Plus 2® Weed Control	To kill bugs: Scotts® Turf Builder® with SummerGuard®	Scotts® Turf Builder® WinterGuard® To kill fall weeds: Scotts® Turf Builder® WinterGuard® with Plus 2® Weed Control



Well-fed lawns are more efficient at using available water.
Feeding with Scotts® Water Smart™ Formula helps grow a thick lawn with more roots to better absorb water and nutrients. This helps protect your lawn against heat, drought and other stresses.

Get expert advice for your lawn NOW!
Want information on what to use and when? Sign up today to get free expert advice specifically for your lawn.
Visit our website: www.scotts.com
Consumer Helpline: 1-800-543-TURF (8873)

FOR BEST RESULTS, APPLY TO A WET LAWN

Application

Directions for Use
It is a violation of Federal law to use this product in a manner inconsistent with its labeling. This product applies 1.5 pounds of 2,4-D per acre per application.
• Apply on a calm day.
• Make sure that the grass is wet from dew or sprinkling before applying. (This helps particles adhere to weed leaves to produce best results.)
• Set spreader to the setting indicated by the chart below.
• Apply only to grass. Do not allow granules or dust to drift onto flowers, shrubs, fruit or vegetables.

What to Avoid
• Do not apply more than twice per year.
• Do not water or mow lawn for at least 24 hours after application. (Granules must remain on weed leaves for 24 hours to be effective.)
• Do not apply if rain is expected within 24 hours.
• Do not apply if day temperatures are regularly below 60°F or above 90°F.
• For maximum product effectiveness, keep people and animals off lawn after treatment.
• Grass should not touch the bottom of a drop spreader. Tall grass should be mowed a day or two before application.
• Delay application on newly seeded, sodded or sprigged areas until new grass has been mowed four times.
• Do not seed, sod or plant grass sprigs until at least one month after using this product.
• Do not apply on St. Augustinegrass, Floratam, dichondra, lippia, carpetgrass, or bentgrass.
• On bahia or centipede grass lawns, wait until after the second mowing of the year, but NOT before mid-March.
• In fall, DO NOT treat centipede grass after Oct. 1, nor bahiagrass after Nov. 1.

Instrucciones

Es una violación a la ley Federal usar este producto de forma inconsistente con su etiqueta. Este producto brinda 1.5 libras de 2,4-D por acre por aplicación.
• Se debe aplicar en un día tranquilo.
• Debe asegurarse que la grama esté mojada por el rocío de la mañana o debe rociarla con agua antes de la aplicación. (Esto ayuda a que las partículas se adhieran a las hojas de la maleza para producir los mejores resultados.)
• Coloque el esparcedor en la posición indicada en la siguiente tabla antes de aplicar.
• Se debe aplicar solamente a grama. No permita que los granulos o el polvo se esparzan a las flores, arbustos, frutas o vegetales.

Qué se debe evitar
• No se debe aplicar más de dos veces al año.
• No se debe regar o cortar el césped por lo menos 24 horas después de la aplicación. (Los granulos deben permanecer en las hojas de las malezas durante 24 horas para ser efectivos.)
• No se debe aplicar si se espera lluvia dentro de las siguientes 24 horas.
• No se debe aplicar si las temperaturas del día están con regularidad abajo de 60°F o arriba de 90°F.
• Para obtener una mayor efectividad del producto, después del tratamiento debe mantener fuera del césped a personas y animales.
• La grama no debe tocar el fondo de un esparcedor de poteo. La grama alta se debe cortar uno o dos días antes de la aplicación.
• No se debe aplicar en áreas recién sembradas con semillas, tepes o retoños hasta después que la grama haya sido cortada cuatro veces.
• No se debe sembrar, colocar tepes o plantar retoños hasta por lo menos un mes después de usar este producto.
• No se debe aplicar en grama San Agustín, Floratam, dicondria, lippia, grama alfombra o grama Bent grass.
• En céspedes con grama Bahía o clematis se debe esperar hasta después de la segunda vez que corte la grama en el año, pero NO antes de mediados de marzo.
• En otoño, NO debe aplicar tratamiento a la grama clematis después del 1 de octubre así como lampoona a la grama Bahía después del 1 de noviembre.

Spreader Settings Covers 5,000 sq. ft.

<p>This package applies 2.86 lbs of product per 1,000 sq. ft.</p> <p>Scotts Broadcast/Rotary Spreaders Apply header strips. Then apply product in longest direction of lawn. For best results, use a Scotts® spreader. Shut off spreader or stop each time you reach a header strip. Each pass should be within 5 feet of each other to ensure an overlap. Scotts Basic™, Standard™, Deluxe™ EdgeGuard®, Lawn Pro® or SpeedyGreen®</p>	<p>3 1/4</p>
<p>Scotts EasyGreen®</p>	<p>27 1/2</p>
<p>Scotts Drop Spreaders Make sure spreader wheel completely overlaps previous wheel marks. Scotts AccuGreen® For additional spreader settings, please call 1-800-543-TURF (8873).</p>	<p>6</p>

Posiciones del esparcedor Cubre 5,000 pies cuadrados

<p>Este paquete aplica 2.86 lbs de producto por cada 1,000 pies cuadrados.</p> <p>Esparcedores al voleo/giratorio de Scotts Aplique franjas guía. Luego aplique el producto en la dirección más larga del césped. Para obtener los mejores resultados, utilice un esparcedor Scotts®. Apague el esparcedor o para cada vez que llegue a una franja guía. Cada pasada debe ser a menos de 5 pies de la otra para asegurar un trasape.</p>	<p>3 1/4</p>
<p>Scotts Basic™, Standard™, Deluxe™ EdgeGuard®, Lawn Pro® o SpeedyGreen®</p>	<p>27 1/2</p>
<p>Esparcedores de goteo Scotts Asegure que la rueda del esparcedor trasape completamente las marcas previas de ruedas. Scotts AccuGreen® Para conocer las posiciones adicionales del esparcedor, comuníquese al 1-800-543-TURF (8873).</p>	<p>6</p>

First Aid & Environmental Information

KEEP OUT OF REACH OF CHILDREN AND PETS
CAUTION: CAUSES EYE IRRITATION. HARMFUL IF SWALLOWED.
Precautionary Statements
Hazards to Humans and Domestic Animals
Caution: Avoid contact with eyes, skin or clothing. Wear long-sleeved shirt, long pants, socks, and shoes. After use, remove clothing and launder separately before reuse, wash hands and exposed skin thoroughly with soap and water. Do not allow people (other than the applicator) or pets on treatment area during application or after treatment until dust (if any) has settled.
First Aid
• IF IN EYES: Hold eye open and rinse slowly and gently with water for 15-20 minutes. Remove contact lenses, if present, after first 5 minutes, then continue rinsing eye.
• IF ON SKIN: Take off contaminated clothing. Rinse skin immediately with plenty of water for 15-20 minutes.
• IF SWALLOWED: Call a poison control center or doctor immediately for treatment advice. Have person sip a glass of water if able to swallow. Do not induce vomiting unless told to do so by a poison control center or doctor. Do not give anything by mouth to an unconscious person.
• IF INHALED: Move person to fresh air. If person is not breathing, call 911 or an ambulance, then give artificial respiration, preferably by mouth-to-mouth, if possible.
Call a poison control center or doctor for treatment advice.
Have the product container or label with you when calling poison control center or doctor, or going for treatment.
ENVIRONMENTAL HAZARDS: Do not apply when weather conditions favor drift from target areas. Drift or run off may adversely affect non-target plants. To protect the environment, do not allow pesticide to enter or run off into storm drains, drainage ditches, gutters or surface waters.
Applying this product in calm weather when rain is not predicted for the next 24 hours will help to ensure that wind or rain does not blow or wash pesticide off the treatment area. Sweeping any product that lands on a driveway, sidewalk or street, back into the treated area of the lawn will help to prevent run off to water bodies or drainage systems.
Storage and Disposal
• STORAGE: Store in a clean, dry place. Reseal opened bag by folding top down and securing.
• DISPOSAL: IF EMPTY: Do not reuse this container. Place in trash or offer for recycling if available.
• IF PARTLY FILLED: Call your local solid waste agency for disposal instructions. Never place unused product down any indoor or outdoor drain.

MANTENER FUERA DEL ALCANCE DE LOS NIÑOS Y MASCOTAS
CAUSA IRRITACION EN LOS OJOS.
PRECAUCION: DANIÑO SI SE TRAGA.
Avisos de Precaución
Riesgos para humanos y animales domésticos
Precaución: Evite el contacto con ojos, piel o ropa. Use camisa larga, pantalones largos, calcetines y zapatos. Después del uso quítese la ropa y lávela por separado antes de volverla a usar. Llévese las manos y la piel expuesta completamente con agua y jabón. No permita personas (que no sea quien aplica el tratamiento) o mascotas en el área de tratamiento durante o después de la aplicación hasta que el polvo (si lo hubiera) se haya asentado.
Primeros Auxilios
• SI ENTRA EN LOS OJOS: Mantenga el ojo abierto y enjuague con agua despacio y con cuidado por 15 a 20 minutos. Si tuviera lentes de contacto, quíteselos después de lavárselos con agua las primeras 5 minutos y después continúe enjuagando el ojo.
• SI CAE EN LA PIEL: Quite la ropa contaminada. Enjuague la piel inmediatamente con abundante agua durante 15 a 20 minutos.
• SI SE TRAGA: Llévese inmediatamente al centro de control de envenenamiento o al médico para obtener recomendaciones de tratamiento. Haga que la persona tome sorbos de un vaso con agua, si puede tragar. No induce el vómito a menos que lo indique un centro de control de envenenamiento o el médico.
• SI SE INHALA: Lleve a la persona al aire fresco. Si la persona no respira, llame al 911 o una ambulancia, luego aplique respiración artificial, preferiblemente de boca a boca, si es posible.
Llévese un centro de control de envenenamiento o al médico para obtener recomendaciones de tratamiento. Tenga a la mano el envase del producto o la etiqueta cuando llame al centro de control de envenenamiento o al médico, o al buscar tratamiento.
RIESGOS AMBIENTALES: No se debe aplicar cuando las condiciones climáticas favorecen el flujo por tierra desde las áreas objetivo. El líquido o la deriva o la salida o flujo por tierra puede afectar en forma negativa a las plantas que no son el objetivo. Para proteger el ambiente, no permita que el pesticida entre a su estructura en drenajes pluviales, ranuras de drenaje, cunetas o aguas superficiales. Aplicar este producto en clima tranquilo cuando no haya posibilidad de brisa para las siguientes 24 horas ayudará a asegurarse que el viento o la brisa no soplen o laven el pesticida del área de tratamiento. Barrer el producto que cae en el camino de acceso, aceras o en la calle de regreso al área tratada del césped ayudará a evitar que se escurra a los cuerpos de agua o sistemas de drenaje.
Almacenamiento y Eliminación
• ALMACENAMIENTO: Guarde en un lugar limpio y seco. Lleve la bolsa abierta doblando la parte superior y asegurándola.
• ELIMINACIÓN: SI ESTA VACÍO: Lleve a la basura o, si está disponible, ofértele para reciclaje.
SI ESTA PARCIALMENTE LLENTO: Lleve a su agencia local de desechos sólidos para obtener instrucciones sobre cómo eliminarlo. Nunca elimine el producto no utilizado en ningún drenaje interior o exterior.

Guaranteed Analysis

Turf Builder® with Plus 2® Weed Control 28-1-4 F 643	Total Nitrogen (N).....28%
13.3% urea nitrogen	4.4% other water soluble nitrogen*
1.9% water insoluble nitrogen	1.3% water insoluble nitrogen
Available Phosphate (P ₂ O ₅).....1%	Soluble Potash (K ₂ O).....4%
Sulfur (S).....12%	12.0% combined sulfur (S)

*Derived from urea, methyleneurea, ammonium phosphate, potassium sulfate, ammonium sulfate.
*Contains 4.3% slowly available multianhydrous nitrogen, dimethylammonium nitrate, and water insoluble nitrogen.

Questions / Information
SMG
The Scotts Company
14111 Scottslawn Rd.
Marysville, Ohio 43041
Information regarding the contents and levels of metals in this product is available on the internet at <http://www.regulatory-info.sc.com>
Información relacionada con el contenido y con los niveles de metales en este producto se encuentra disponible en Internet en <http://www.regulatory-info.sc.com>
© 2008 Licensed by The Scotts Company
World rights reserved. Made in U.S.A.
U.S. Patent No. 5,102,440
U.S. Reg. No. 538-282 EPA Est. No. 538-DH-1
Product of U.S.A. *CAS 894-75-7 **CAS 61484-77-8

NOTICE: Buyer assumes all risks of use, storage or handling of this product not in accordance with directions.
ADVERTENCIA: El comprador asume todos los riesgos de uso, almacenamiento o manejo de este producto si no se siguen las instrucciones.
Scotts No-Quibble Guarantee®
If for any reason you, the consumer, are not satisfied after using this product, you are entitled to get your money back. Simply send us evidence of purchase and we will mail you a refund check promptly.
Si por cualquier razón usted, el consumidor, no está satisfecho después de usar este producto, tiene derecho a que se le devuelva su dinero. Simplemente envíenos su evidencia de compra y nosotros le enviaremos rápidamente por correo un cheque de reembolso.

120%
12-digit UPC
(non-suppressed)
0-32247-24984-3
PROOF OF PURCHASE
24984-14 1 VID-BB ACC062308
TURF BUILDER WITH PLUS 2 WEED CONTROL 5426984-14