

538-282

7-20-2007

1/6



UNITED STATES ENVIRONMENTAL PROTECTION AGENCY  
WASHINGTON, D.C. 20460

OFFICE OF  
PREVENTION, PESTICIDES AND  
TOXIC SUBSTANCES

**NOTIFICATION**

JUL 20 2007

**JUL 20 2007**

Lisa R. McClellan  
Senior Regulatory Scientist  
The Scotts Company  
14111 Scottslawn Road  
Marysville, OH 43041

**SUBJECT:** Application for Pesticide Notification – Marketing Claims, PRN 2007-1, etc.  
Turf Builder with Plus 2 Weed Control  
EPA Reg. No. 538-282  
Application Dated June 19, 2007

Dear Ms. McClellan:

The Agency is in receipt of your Application for Pesticide Notification under Pesticide Registration Notice (PRN) 98-10 for the above product. The Registration Division (RD) has conducted a review of this request for its applicability under PRN 98-10 and finds that the action requested falls within the scope of PRN 98-10. The label submitted with the application has been stamped "Notification" and will be placed in our records.

If you have any questions, please call me directly at 703-305-6249 or Terri Stowe of my staff at 703-305-6117.

Sincerely,

A handwritten signature in black ink, appearing to be "Linda Arrington".

Linda Arrington  
Notifications & Minor Formulations Team Leader  
Registration Division (7505P)  
Office of Pesticide Programs

2/6

**EPA**

United States  
**Environmental Protection Agency**  
 Washington, DC 20460

- Registration
- Amendment
- Other

OPP Identifier Number

**Application for Pesticide - Section I**

1. Company/Product Number <b>538-282</b>	2. EPA Product Manager <b>Joanne Miller</b>	3. Proposed Classification <input type="checkbox"/> None <input type="checkbox"/> Restricted
4. Company/Product (Name) <b>Turf Builder with Plus 2 Weed Control</b>	PM# <b>PM-23</b>	
5. Name and Address of Applicant (Include ZIP Code)  The Scotts Company 14111 Scottslawn Road Marysville, Ohio 43041  <input type="checkbox"/> Check if this is a new address	6. Expedited Review. In accordance with FIFRA Section 3(c)(3)(b)(I), my product is similar or identical in composition and labeling to:  EPA Reg. No. _____ Product Name: _____	

**NOTIFICATION**  
**JUL 20 2007**

**Section II**

<input type="checkbox"/> Amendment - Explain below. <input type="checkbox"/> Resubmission in response to Agency letter dated XX-XX-XX <input checked="" type="checkbox"/> Notification - Explain below.	<input type="checkbox"/> Final printed labels in response to Agency letter dated XX-XX-XX <input type="checkbox"/> "Me Too" Application <input type="checkbox"/> Other - Explain below.
---	---


Explanation: Use additional page(s) if necessary. (For section I and Section II.)

**Notification for general label revisions per PR Notices 98-10 and 2007-1. (See attached letter)**

**Section III**

1. Material This Product Will Be Packaged In:						2. Type of Container	
Child-Resistant Packaging <input type="checkbox"/> Yes* <input type="checkbox"/> No	Unit Packaging <input type="checkbox"/> Yes <input type="checkbox"/> No	Water Soluble Packaging <input type="checkbox"/> Yes <input type="checkbox"/> No	If "Yes" Unit Packaging wgt.	No. per Container	If "Yes" Package wgt.	No. per Container	<input type="checkbox"/> Metal <input type="checkbox"/> Plastic <input type="checkbox"/> Glass <input type="checkbox"/> Paper <input type="checkbox"/> Other (Specify) Plastic Bag
3. Location of Net Contents Information <input type="checkbox"/> Label <input type="checkbox"/> Container			4. Size(s) Retail Container TBD		5. Location of Label Directions <input type="checkbox"/> On Bag <input type="checkbox"/> On Labeling accompanying product		
6. Manner in Which Label is Affixed to Product <input type="checkbox"/> Lithograph <input type="checkbox"/> Other <input type="checkbox"/> Paper glued <input type="checkbox"/> Stenciled							

**Section IV**

1. Contact Point (Complete items directly below for identification of individual to be contacted, if necessary, to process this application.)		
Name <b>Lisa R. McClellan</b>	Title <b>Senior Regulatory Scientist</b>	Telephone No. (Include Area Code) <b>(937) 641-7691</b>
Certification I certify that the statements I have made on this form and all attachments thereto are true, accurate and complete. I acknowledge that any knowingly false or misleading statement may be punishable by fine or imprisonment or both under applicable law.		6. Date Application Received <b>(Stamped)</b>
2. Signature The Scotts Company BY: 	3. Title <b>Senior Regulatory Scientist</b>	
4. Typed Name: <b>Lisa R. McClellan</b>	5. Date: <b>June 19, 2007</b>	

June 19, 2007

Sherada Hobgood  
Document Processing Desk (NOTIF)  
Office of Pesticide Programs (7504P)  
U.S. Environmental Protection Agency  
Room S-4900, One Potomac Yard  
2777 South Crystal Drive  
Arlington, VA 22202-4501

**NOTIFICATION**

**JUL 20 2007**

**SUBJECT:** Turf Builder with Plus 2 Weed Control, EPA Reg. No. 538-282  
Notification for general label revisions

Dear Ms. Hobgood:

Enclosed are the following to support this Notification per PR Notices 98-10 and 2007-1:

- (1) Registration application, Form 8570-1
- (2) Two (2) copies of the final printed label, with changes highlighted.

The following revisions were made:

- 1) Fertilizer ratio: 28-2-3
- 2) Addition of the following marketing claims:
  - a. New and Improved!
  - b. Improves lawn's ability to absorb water and nutrients
  - c. Builds stronger, deeper roots for more effective water use
  - d. Feeds and Strengthens, helps lawn stand up to heat, drought, and wear and tear
  - e. Kills Weeds Completely, kills dandelions, clover and other broadleaf weeds
  - f. Better Weed Control\*\* (back panel: \*\*As compared to previous formula)
  - g. Water Smart™ Formula - Makes the most of every drop
  - h. Helps lawn lock in/retain/hold moisture/water to protect against heat and drought
  - i. Provides the key nutrients a lawn needs to grow thick, green and strong
- 3) Feeding Information:
  - a. Feed 4 Times A Year For Your Best Lawn – Regular feedings of Scotts Turf Builder lawn fertilizer will provide the nutrients your lawn needs to look its weed-free best and withstand the stresses of heat, drought and family activity
    - i. Unfed-Lawns that are never fed are weedy and have short, thin root systems.
    - ii. 1-2 Annual Feedings – The roots grow thicker and the lawn starts to crowd out weeds.
    - iii. 4 Annual Feedings – The root system is deep and strong and the lawn has more resources to survive the stresses

4/6


- b. Plan your feeding schedule. Choose the right product for your lawn.
  - i. Early Spring – February-April
    - 1. Scotts Turf Builder Lawn Fertilizer
    - 2. To prevent crabgrass: Scott Turf Builder with Halts Crabgrass Preventer
  - ii. Late Spring – April-June
    - 1. Scotts Turf Builder Lawn Fertilizer
    - 2. If you have weeds: Scotts Turf Builder with Plus 2 Weed Control
  - iii. Summer – July-August
    - 1. Scotts Turf Builder Lawn Fertilizer
    - 2. If you have bugs: Scotts Turf Builder with Summerguard
  - iv. Fall – September-November
    - 1. Scotts Turf Builder Winterguard
    - 2. If you have fall weeds: Scotts Turf Builder Winterguard with Plus 2 Weed Control

- 4) Consumer Information: [Question mark art]
- 5) Lawncare Informations: Tips for Lawncare Success:
  - a. Mow your lawn high. A mowing height of 3" allows the grass to develop a deep root system & helps your lawn use water more effectively.
  - b. Leave the grass clippings on your lawn. This recycles the plant nutrients back into the soil.
  - c. Conserve water. Your lawn will begin to wilt when water is needed. As much as possible, take advantage of nature's sprinkler and rely on the rain to water your lawn. It's free!
- 6) Spreader information: Shut off spreader or stop each time you reach a header strip.
- 7) Disposal section: Disposal: If Empty: Do not reuse this container. Place in trash or offer for recycling if available. If Partly Filled: Call your local solid waste agency for disposal instructions. Never place unused product down any indoor or outdoor drain.

**"Notification of label changes relative to PR Notice 98-10 and 2007-1. This notification is consistent with the guidance in PR Notice 98-10 and 2007-1 and the requirements of EPA's regulations at 40 CFR 156.10 and 40 CFR 152.46, and no other changes have been made to the labeling or the confidential statement of formula of this product. I understand that it is a violation of 18 U.S.C. Sec. 1001 to willfully make any false statement to EPA. I further understand that if this notification is not consistent with the guidance of PR Notice 98-10 and 2007-1 and the requirements of 40 CFR 156.10 and 40 CFR 152.46, this product may be in violation of FIFRA and I may be subject to enforcement action and penalties under sections 12 and 14 of FIFRA".**

If you have any questions regarding this submission, please contact me at 937-644-7691.

Respectfully,  
The Scotts Company

BY:   
Lisa R. McClellan  
Senior Regulatory Scientist

5/6


**NEW & IMPROVED!**  
**¡NUEVO Y MEJORADO!**

80%  
12-digit UPC  
(non-suppressed)  
32257 26984 13

**24984**  
**13**



**Kills Weeds Completely**  
Eubia completamente las malezas  
Water Smart™ Formula  
Makes the Most of Every Drop™



Elimina completamente las malezas

**NOTIFICATION**

JUL 20 2007

# Turf Builder®

## LAWN FERTILIZER

WITH

## PLUS 2® WEED CONTROL

FERTILIZANTE CON CONTROL DE MALEZAS PLUS 2®



DANDELION



Water Smart™ Formula  
Makes the Most of Every Drop™

- Kills dandelions & other major lawn weeds completely
- Provides the key nutrients a lawn needs to grow thick, green and strong
- Improves lawn's ability to absorb water and nutrients
- Builds stronger, deeper roots for more effective water use
- Helps lawn lock in/retain/hold moisture/water to protect against heat and drought
- Won't burn lawn.....Guaranteed!
- Better weed control\*\*
- Moisture Control® Formula Makes the Most of Every Drop™
- Kills weeds completely, kills dandelions, clover and other broadleaf weeds
- Feeds and strengthens, helps lawn stand up to heat, drought, and wear and tear

DO NOT USE ON ST. AUGUSTINEGRASS, FLORATAM, DICONDRA, LIPPA, CARPETGRASS OR BENTGRASS LAWNS.

NO SE DEBE USAR EN CESPEDES DE GRAMA SAN AGUSTIN, FLORATAM, DICONDRA, LIPPA, GRAMA ALFOMBRA O GRAMA BENT GRASS.

**KEEP OUT OF REACH OF CHILDREN**  
SEE BACK FOR ADDITIONAL  
**CAUTION** PRECAUTIONARY STATEMENTS.

**MANTENER FUERA DEL ALCANCE DE LOS NIÑOS**  
CONSULTE EL PANEL POSTERIOR PARA  
**PRECAUCION** CONOCER AVISOS DE PRECAUCION ADICIONALES.

<b>ACTIVE INGREDIENTS:</b>	
2,4-DT.....	1.21%
Mecoprop-pff.....	0.61%
OTHER INGREDIENTS.....	98.18%
Total 100.00%	

**NET WEIGHT/PESO NETO 14.29 lb (6.48 kg)**

Water Smart™ Formula  
Makes the Most of Every Drop

**APPLY ANYTIME WEEDS ARE GROWING**  
APLIQUE EN CUALQUIER MOMENTO EN QUE  
LAS MALEZAS ESTEN CRECIENDO

**28-2-3** COVERS 5,000 SQ FT  
CUBRE 5,000 PIES CUADRADOS



**Turf Builder.**  
LAWN FERTILIZER  
WITH  
**PLUS 2. WEED CONTROL**  
FERTILIZANTE CON CONTROL DE MALEZAS PLUS 2®

**24984**  
**13**

28-2-3

**Turf Builder.**  
LAWN FERTILIZER  
WITH  
**PLUS 2. WEED CONTROL**  
FERTILIZANTE CON CONTROL DE MALEZAS PLUS 2®

# FOR BEST RESULTS, APPLY TO A WET LAWN

6/4



## Feed Regularly For Your Best Lawn

Regular feedings of Scotts® Turf Builder® will help build a lawn you and your family can enjoy. Scotts® Turf Builder® provides the nutrients your lawn needs to look its weed-free best and withstand the stresses of heat, drought and family activity.

<b>ONE ANNUAL FEEDING</b> Feeding once a year starts the growth process by greening and building new roots.	<b>2-3 ANNUAL FEEDINGS</b> Each feeding builds on the last. The roots grow thicker and stronger, and the lawn starts to crowd out weeds.	<b>4 ANNUAL FEEDINGS</b> The root system is deep and strong and the lawn has more resources to survive stresses.
--	---	---

## Plan your feeding schedule. Choose the right product for your lawn.

<b>EARLY SPRING</b> February-April Scotts® Turf Builder® Lawn Fertilizer To prevent crabgrass: Scotts® Turf Builder® with MALS® Crabgrass Preventer	<b>LATE SPRING</b> April-June Scotts® Turf Builder® Lawn Fertilizer If you have weeds: Scotts® Turf Builder® with Plus 2® Weed Control	<b>SUMMER</b> July-August Scotts® Turf Builder® Lawn Fertilizer If you have bugs: Scotts® Turf Builder® with SummerGuard®	<b>FALL</b> September-November Scotts® Turf Builder® WinterGuard® If you have fall weeds: Scotts® Turf Builder® WinterGuard® with Plus 2® Weed Control
---	--	---	--

## The Scotts Advantage®

Each of Scotts exclusive All-in-One Particles® contain the guaranteed feeding nutrients and the weed control ingredients to provide consistent feeding and weed control to every square inch of your lawn. The result: A thick, green weed-free lawn without burning. **GUARANTEED.** All-in-One Particles = nitrogen, phosphorus, potassium and the weed control ingredient contained in every particle.

## Get Expert Advice For Your Lawn Now!

Want information on what to use and when? Sign up today to get free expert advice specifically for your lawn. Visit [scotts.com](http://scotts.com) or call 1-800-543-TURF (8873)

## Tips For Lawn-care Success:

- Mow your lawn high. A mowing height of 3" allows the grass to develop a deep root system & helps your lawn use water more effectively.
- Leave the grass clippings on your lawn. This recycles the plant nutrients back into the soil.
- Conserve water. Your lawn will begin to wilt when water is needed. As much as possible, take advantage of nature's water and rely on the rain to water your lawn. It's free!

## Consejos para tener éxito en el cuidado de su césped:

- Corte el césped alto. Una altura de corte de 3" permite que la grama desarrolle un sistema de raíces profundo y ayude a que su césped utilice el agua más efectivamente.
- Deje la grama recortada en su césped. Esto recicla los nutrientes de las plantas de regreso a la tierra.
- Conserve el agua. Su césped empezará a marchitarse cuando necesite agua. Aproveche el rocío de la naturaleza y utilice la lluvia para regar su césped tanto como sea posible. ¡Es gratis!

## Key Product Facts / Datos Clave del Producto

<b>Directions for Use</b> It is a violation of federal law to use this product in a manner inconsistent with its labeling. • This product applies 1.5 pounds of 2,4-D per acre per application. • Do not apply more than twice per year.	<b>Instrucciones</b> Es una violación de la ley federal usar este producto de forma inconsistente con su etiquetado. • Este producto aporta 1.5 libras de 2,4-D por acre por aplicación. • No se debe aplicar más de dos veces al año.
<b>Application</b> • Make sure that the grass is wet from dew or sprinkling before applying. (This helps particles adhere to weed leaves to produce best results.) • Set spreader in the setting indicated by the chart below before applying.	<b>Aplicación</b> • Debe asegurarse que la grama está mojada por el rocío de la mañana o debe rociarla con agua antes de la aplicación. (Esto ayuda a que las partículas se adhieran a las hojas de la maleza para producir los mejores resultados.) • Coloque el esparcidor en la posición indicada en la tabla antes de aplicar.
<b>What to Avoid</b> • Do not water or mow lawn for at least 24 hours after application. (Grasshoppers must remain on weed leaves for 24 hours to be effective.) • Do not apply if rain is expected within 24 hours. • Do not apply if day temperatures are regularly below 50°F or above 90°F. • For maximum product effectiveness, keep people and animals off lawn after treatment. • Apply only to grass. Do not allow granules or dust to drift onto flowers, shrubs, fruit or vegetables. • Grass should not touch the bottom of a drop spreader. Tall grass should be mowed a day or two before application. • Delay application on newly seeded, sodded or spigotted areas until new grass has been mowed four times. • Do not weed, mow or plant grass sprigs until at least one month after using this product. • Do not apply on St. Augustinegrass, Perennial ryegrass, Dichondra, lily, carpetgrass, or bentgrass. • On balks or centipede-grass lawns, wait until after the second mowing of the year, but [DO] before mid-March. • In fall, [DO NOT] treat centipede-grass after Oct. 1, nor bahiagrass after Nov. 1. • Apply on a calm day.	<b>Qué se debe evitar</b> • No se debe regar o cortar el césped por lo menos 24 horas después de la aplicación. (Los grillos deben permanecer en las hojas de las malezas durante 24 horas para ser efectivos.) • No se debe aplicar si se espera lluvia dentro de las siguientes 24 horas. • No se debe aplicar si las temperaturas del día están con regularidad abajo de 50°F o arriba de 90°F. • Para obtener una mayor efectividad del producto, después del tratamiento debe mantenerse fuera del césped a personas y animales. • Solo se debe aplicar a grama. No permita que los granos o el polvo se esparzan a las flores, arbustos, frutas o verduras. • La grama no debe tocar al fondo de un esparcidor de gotas. La grama alta se debe cortar uno o dos días antes de la aplicación. • No se debe aplicar en áreas recién sembradas con semillas, tapas o estacas hasta después que la grama haya sido cortada cuatro veces. • No se debe cortar, cortar, regar o plantar césped hasta por lo menos un mes después de usar este producto. • No se debe aplicar en grama St. Agustín, Hierba de Perenne, Dichondra, lirio, grama alfombra o grama de alfombra. • En céspedes con grama de balks o centipede se debe esperar hasta después de la segunda vez que corte la grama en el año, pero [NO] antes de mediados de marzo. • En otoño, [NO] debe aplicar tratamiento a la grama de centipede después del 1 de octubre así como tampoco a la grama bahía después del 1 de noviembre. • Se debe aplicar en un día tranquilo.

## Spreader Settings / Posiciones del esparcidor

<b>Spreading Tips</b> Apply header strips. Then apply product in longest direction of lawn. For best results, use a Scotts® spreader. Shut off spreader or stop each time you reach a header strip.	Covers 5,000 sq. ft. / Cubre 5,000 Pies Cuadrados	<b>Sugerencias para esparcir</b> Aplique franjas guía. Luego aplique el producto en la dirección más larga del césped. Para obtener los mejores resultados, utilice un esparcidor Scotts®. Apague el esparcidor o pare cada vez que llegue a una franja guía.
<b>Scotts Broadcast/Rotary Spreaders</b> Each pass should be within 5 feet of each other to ensure an overlap. Scotts Basic™, Standard™, Deluxe™ EdgeGuard®, Lawn Pro® or SpeedyGreen®	3 1/4	Esparcidores al voleo/giratorio de Scotts Cada pasada debe ser a menos de 5 pies de la otra para asegurar un traspase. Scotts Basic™, Standard™, Deluxe™ EdgeGuard®, Lawn Pro® o SpeedyGreen®
<b>Scotts EasyGreen®</b>	26	Scotts EasyGreen®
<b>Scotts Drop Spreaders</b> Make sure spreader wheel completely overlaps previous wheel marks. Scotts AccuGreen®	5 1/4	Esparcidores de goteo Scotts Asegúrese que la rueda del esparcidor traspase completamente las marcas previas de ruedas. Scotts AccuGreen®
For additional spreader settings, please call 1-800-543-TURF (8873).		Para conocer las posiciones adicionales del esparcidor, comuníquese al 1-800-543-TURF (8873).

## First Aid and Environmental Information / Primeros auxilios e información ambiental

**KEEP OUT OF REACH OF CHILDREN AND PETS**  
**CAUTION: IRRITANT. HARMFUL IF SWALLOWED.**

**Precautionary Statements**  
Hazards to Humans and Domestic Animals  
• **CAUTION:** Avoid contact with eyes, skin or clothing. Wear long-sleeved shirt, long pants, socks, and shoes. After use, remove clothing and launder separately before reuse, wash hands and exposed skin thoroughly with soap and water. Do not allow people (other than the applicator) or pets on treated areas during application or after treatment until dust of any has settled.

**First Aid**  
• **IF IN EYES:** Hold eye open and rinse slowly and gently with water for 15-20 minutes. Remove contact lenses, if present, after first 5 minutes, then continue rinsing eye.  
• **IF ON SKIN:** Take off contaminated clothing. Rinse skin immediately with plenty of water for 15-20 minutes.  
• **IF SWALLOWED:** Call a poison control center or doctor immediately for treatment advice. Have person sip a glass of water if able to swallow. Do not induce vomiting unless told to do so by a poison control center or doctor. Do not give anything by mouth to an unconscious person.  
• **IF UNHALED:** Move person to fresh air. If person is not breathing, call 911 or an ambulance, then give artificial respiration, preferably by mouth-to-mouth, if possible.  
Call a poison control center or doctor for treatment advice. Have the product container or label with you when calling poison control center or doctor, or going for treatment.

**Environmental Hazards**  
Do not apply when weather conditions favor drift from target areas. Drift or runoff may adversely affect non-target plants. Do not apply directly to water. Do not contaminate water when disposing of equipment washwaters.

**Storage and Disposal**  
• **STORAGE:** Store in a clean, dry place. Reseal opened bag by folding top down and securing.  
• **DISPOSAL:** IF EMPTY: Do not reuse this container. Place in trash or other recycling if available.  
• **IF PARTLY FILLED:** Call your local solid waste agency for disposal instructions. Never place unused product down any indoor or outdoor drain.

**MANTENGA FUERA DEL ALCANCE DE LOS NIÑOS Y MASCOTAS**  
**PRECAUCIÓN: DAÑO SI SE TRAGA.**

**Avisos de Precaución**  
Riesgos para humanos y animales domésticos  
• **PRECAUCIÓN:** Evite el contacto con ojos, piel o ropa. Use camisa de manga larga, pantalones largos, calcetines y zapatos. Después del uso quite la ropa y lávela por separado antes de volverla a usar, lávese las manos y el cuerpo expuesto con agua y jabón. No permita que personas (que no sea quien aplica el tratamiento) o mascotas estén en el área de tratamiento durante o después de la aplicación hasta que el polvo de la aplicación se haya asentado.

**Primeros Auxilios:**  
• **SI ESTÁ EN LOS OJOS:** Mantenga el ojo abierto y enjuague con agua después y con cuidado por 15 a 20 minutos. Si tiene lentes de contacto, quítelas después de lavarse con agua las primeras 5 minutos y después continúe enjuagando el ojo.  
• **SI CAE EN LA PIEL:** Quite la ropa contaminada. Enjuague la piel inmediatamente con abundante agua durante 15 a 20 minutos.  
• **SI SE TRAGA:** Llame inmediatamente al centro de control de envenenamiento o al médico para obtener recomendaciones de tratamiento. Haga que la persona beba sorbos de un vaso con agua, si puede tragar. No induce el vómito a menos que lo indique un centro de control de envenenamiento o el médico. No le dé nada por la boca a una persona inconsciente.  
• **SI SE RESCALA:** Lleve a la persona al aire fresco. Si la persona no respira llame al 911 o a una ambulancia, luego aplique respiración artificial, preferentemente de boca a boca, si es posible.  
Lleve a un centro de control de envenenamiento o al médico para obtener recomendaciones de tratamiento. Tenga a la mano el envase del producto o la etiqueta cuando llame al centro de control de envenenamiento o al médico, o al buscar tratamiento.

**Riesgos Ambientales**  
No se debe aplicar cuando las condiciones climáticas favorecen el flujo por tierra desde las áreas objetivo. El flujo a la deriva o la lluvia o el viento por tierra pueden afectar a las plantas que no son el objetivo. No aplique directamente al agua. No contamine el agua al descargarse de la que usó para limpiar el equipo.

**Almacenamiento y Eliminación**  
• **ALMACENAMIENTO:** Guarde en un lugar limpio y seco. Cierre la bolsa abriendo doblando la parte superior y asegurándola.  
• **ELIMINACIÓN: SI ESTÁ VACÍO:** No vuelva a usar este envase. Tráelo a la basura o, si está disponible, etiquetado para reciclaje.  
• **SI ESTÁ PARCIALMENTE LLENO:** Llame a su agencia de desechos sólidos para obtener instrucciones sobre cómo eliminarlo. Nunca vierte el producto no utilizado en ningún drenaje interno o exterior.

**Guaranteed Analysis**

Turf Builder® with Plus 2® Weeds Control	28-7-3	F 643
Total nitrogen (N)	28%	
8.7% ammonia nitrogen		
10.8% urea nitrogen		
8.0% other water soluble nitrogen*		
0.7% water insoluble nitrogen		
Available phosphate (P <sub>2</sub> O <sub>5</sub> )	2%	
Soluble potash (K <sub>2</sub> O)	3%	
Sulfur (S)	11%	
11% combined sulfur		

Derived from: methyleneurea, ammonium phosphate, potassium sulfate, ammonium sulfate.  
\*As compared to previous formula  
\*Contains 5.8% slowly available methylenedurea and dimethylenedurea nitrogen.  
U.S. Patent No. 5,102,440  
EPA Reg. No. 538-282 EPA Est. No. 538-0H-1  
TCAS #94-75-7 TCAS #16484-77-8  
Product of U.S.A.

**Questions / Information**

Consumer Helpline  
1-800-543-TURF (8873)

Visit our website  
[www.scotts.com](http://www.scotts.com)

**SCS** The Scotts Company  
14111 ScottsLawn Rd.  
Marysville, Ohio 43041

Information regarding the contents and levels of metals in this product is available on the internet at <http://www.regulatory.afsc.com>

Información relacionada con el contenido y con los niveles de metales en este producto se encuentra disponible en Internet en <http://www.regulatory.afsc.com>

**Scotts No-Quibble Guarantee®**  
If for any reason you, the consumer, are not satisfied after using this product, you are entitled to get your money back. Simply send us evidence of purchase and we will mail you a refund check promptly.

Si por cualquier razón usted, el consumidor, no está satisfecho después de usar este producto, tiene derecho a que se le devuelva su dinero. Simplemente envíenos su comprobante de compra y recibiremos el reembolso rápidamente por correo un cheque de reembolso.

© 2007 Licensed by The Scotts Company LLC.  
Works rights reserved.  
Made in U.S.A. 061407 ACC

**TURF BUILDER® WITH PLUS 2® WEED CONTROL 5M 24984-13**

120%

12-digit UPC (non-suppressed)

0 32247 24984 3

PROOF OF PURCHASE  
125050722  
P24984-13  
VID-BB

Contact the Experts at [scotts.com](http://scotts.com)