



UNITED STATES ENVIRONMENTAL PROTECTION AGENCY
WASHINGTON, D.C. 20460

OFFICE OF
CHEMICAL SAFETY AND
POLLUTION PREVENTION

Ms. Cheryl H. Prinster
The Scotts Company LLC
14111 Scotts lawn Road
Marysville, OH 43041

JUN 14 2010

Subject: Label Amendment: Response to comments in Agency amendment letter
dated September 24, 2008 and revisions to label format, storage and
disposal, and label claims
Product Name: Super Turf Builder Plus 2 Weed Control
EPA Reg. No. 538-280
Application Dated March 17, 2010

Dear Ms. Prinster:

The labeling referred to above, submitted in connection with registration under the Federal Insecticide, Fungicide, and Rodenticide Act (FIFRA), as amended, is acceptable, provided you make the following label changes before you release the product for shipment.

- a. Revise the following section headings to "Restrictions"
 1. "General Precautions/Restrictions" in Option 1 ("General" is an implied safety claim)
 2. "What to Avoid" in Option 2 and Option 3
In addition, revise the statements under this heading in Option 3 so that they are "Do not" type statements (Ex. "Application of this product if rain is expected within 24 hours" would be revised to "Do not apply this product if rain is expected within 24 hours.") The word "Avoid" is ambiguous and unenforceable.
 3. "Precautions" in Option 4
In addition, revise "Avoid applying when temperatures are consistently above 90°F" with "Do not apply when temperatures are consistently above 90°F."
 4. "Application" in Option 5
- b. Enclose the First Aid and Storage and Disposal sections in boxes to make them more obvious to the user.
- c. Revise "PESTICIDE CONTAINER DISPOSAL:" to "PESTICIDE DISPOSAL and CONTAINER HANDLING:"

Continued on page 2

- d. Remove the following marketing claims from product labelling as they are implied claims (e.g., any statement, design, graphic representation or brand name) of heightened efficacy of the pesticide product either by itself or as compared with another products or devices. As such, they are considered false and misleading and would mark the product as misbranded.
 - 1. "Enhanced/Improved formula"
 - 2. "exclusive technology"
 - 3. "specially formulated"
 - 4. "Gives you a [thicker][,][greener] lawn than/vs. regular *insert product name*"
 - 5. "Delivers more greening [power] than/vs. regular *insert product name*"
 - 6. "Contains [X%] more [essential] nutrients than/vs. regular *insert product name*"
 - 7. "Feeds [and greens] up to X months/weeks longer vs./than regular *insert product name*"
 - 8. "Greens longer vs./than regular *insert product name*"
 - 9. "More slow/extended/time[d] /even release Nitrogen for longer lasting Green up/Green/Greening Power/Deep Green Color/Deep Greening/Added Greening Power/Feeding vs./than regular *insert product name*"
 - 10. "X% MORE Slow-release Nitrogen than/vs. regular *insert product name*"
 - 11. "X% added slow/extended/time[d]/even release Nitrogen vs./than regular *insert product name*"
 - 12. "[Delivers]more Potassium than/vs. regular *insert product name* to help protect against drought stress"
 - 13. "X% added Potassium [for improved overall lawn strength/vitality/durability/toughness] than/vs. *insert product name*"

- e. Remove [or revise as indicated in brackets]the following marketing claims from product labelling as they are false or misleading and would render the product misbranded:
 - 1. "Green is good"
 - 2. "Dedicated To A Beautiful World" [note: "World" may be replaced with "Lawn"]
 - 3. "Scotts is dedicated to helping enhance and protect the *natural* beauty of your *home environment*" [remove the word "natural" as a highly manicured lawn is in no way 'natural'] [replace "home environment" with "lawn"]

- f. While no additional data is being requested at this time, marketing claims made on the pesticide label must be substantiated by data maintained in your files. If data supporting marketing claims made on the product label is not available then those claims must be removed.

- g. Assure that all application rates on this label comply with the most restrictive limitations of all the active ingredients contained in this product.


30431

Page 3
EPA Reg. No 538-280
Label Amendment

- h. Should you wish to add/retain a reference to the company's website on your label, then please be aware that the website becomes labeling under the Federal Insecticide Fungicide and Rodenticide Act and is subject to review by the Agency. If the website is false or misleading, the product would be misbranded and unlawful to sell or distribute under FIFRA section 12(a)(1)(E). 40 CFR 156.10(a)(5) list examples of statements EPA may consider false or misleading. In addition, regardless of whether a website is referenced on your product's label, claims made on the website may not substantially differ from those claims approved through the registration process. Therefore, should the Agency find or if it is brought to our attention that a website contains false or misleading statements or claims substantially differing from the EPA approved registration, the website will be referred to the EPA's Office of Enforcement and Compliance.

A stamped copy of your labeling is enclosed for your records. You must submit one (1) copy of the final printed label before you release the product for shipment. Products shipped after the next printing must bear the new revised label. If these conditions are not complied with, the registration will be subject to cancellation in accordance with FIFRA sec. 6(e). Your release for shipment of the product constitutes acceptance of these conditions. Amended labeling will supercede all previously accepted ones.

Sincerely,



Kathryn V. Montague
Product Manager 23
Herbicide Branch
Registration Division (7505P)

4 of 31

Note to PM:

Bold, italicized text is information for the reader and is not part of the label.
[Bracketed information is optional.] Text separated by / denotes and/or options.

EPA Reg. No. 538-280

Yellow highlights – Revisions per EPA's stamped label dated Sep 24 2008.
Blue highlights – Revisions per 20100317 Amendment including PR Notices 2007-4 and 2008-1

Super Turf Builder Plus 2 Weed Control

**ACCEPTED
with COMMENTS
In EPA Letter Dated:
JUN 14 2010**

Under the Federal Insecticide,
Fungicide, and Rodenticide Act
as amended, for the pesticide
registered under EPA Reg. No.

[For Residential Lawn Use Only]

538-280

ACTIVE INGREDIENTS:

2,4-D[†][*]	1.00%
Mecoprop-p[††][**]	0.50%
OTHER INGREDIENTS:	98.50%
Total	100.00%

[This product contains:]

[*]0.0100 lbs 2,4-D acid equivalent per pound

[**]0.0050 lbs MCPP-p acid equivalent per pound

[†CAS # 94-75-7]
[††CAS #16484-77-8]

**KEEP OUT OF REACH OF CHILDREN
CAUTION**

See back/side/top/bottom [panel/label] for additional precautionary statements.

XX-X-X fertilizer information denoted by "X" will be added to FPL. NPK will not exceed the endpoints tested for acute toxicology studies

[Covers/treats/feeds/fertilizes XXXX sq ft/XX ft x XXX ft]

NET WEIGHT/WT. XX.XX LBS (X.XX kg) Example Application Rate: 3.45 lb product per 1000 sq ft.

50 of 31

Note to PM:

Bold, italicized text is information for the reader and is not part of the label.
[Bracketed information is optional.] Text separated by / denotes and/or options.

EPA Reg. No. 538-280

Scotts®

Alternate Brand Names:

- 3-Seasons Lawn Fertilizer with Broadleaf Weed Control
- Super Turf Builder® With Plus 2® Weed Control

Optional Product Descriptors

- Lawn Fertilizer and/with/plus [Broadleaf] Weed Control
- [Fall] Lawn Fertilizer/Feed with Weed Killer/Control
- [Fall] Weed and Feed
- Weed Killer/Control Plus/and [Fall] [Lawn] Fertilizer/Feed

[FIRST AID AND ENVIRONMENTAL INFORMATION/HAZARDS]

KEEP OUT OF REACH OF CHILDREN
CAUTION

PRECAUTIONARY STATEMENTS

Hazards to Humans and Domestic Animals [icon]

CAUTION: Harmful if absorbed through skin or inhaled. Causes moderate eye irritation. Avoid breathing dust. Avoid contact with eyes or clothing. Wash hands and exposed skin with soap and water after handling.

FIRST AID [icon]

If on skin or clothing: Take off contaminated clothing. Rinse skin immediately with plenty of water for 15-20 minutes. Call a poison control center or doctor for treatment advice.

If inhaled: Move person to fresh air. If person is not breathing, call 911 or an ambulance, then give artificial respiration, preferably mouth-to-mouth, if possible. Call a poison control center or doctor for further treatment advice.

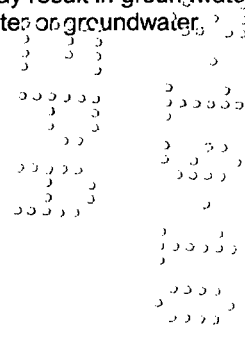
If in eyes: Hold eye open and rinse slowly and gently with water for 15-20 minutes. Remove contact lenses, if present, after the first 5 minutes, then continue rinsing eye.

Call a poison control center or doctor for treatment advice. Have the product container or label with you when calling a poison control center or doctor, or going for treatment. Emergency Medical Information: 1-800-543-TURF (8873).

Environmental Hazards [icon]

This pesticide is toxic to fish and aquatic invertebrates. This pesticide may adversely affect non-target plants. Do not apply directly to water, to areas where surface water is present, or to intertidal areas below the mean high water mark. Drift and runoff may be hazardous to aquatic organisms in water adjacent to treated areas. Do not contaminate water when disposing of equipment washwaters.

This chemical has properties and characteristics associated with chemicals detected in groundwater. The use of this chemical in areas where soils are permeable, particularly where the water table is shallow, may result in groundwater contamination. Application around a cistern or well may result in contamination of drinking water or groundwater.



60231

Note to PM:

Bold, italicized text is information for the reader and is not part of the label.

[Bracketed information is optional.] Text separated by / denotes and/or options.

EPA Reg. No. 538-280

Optional Environmental Hazards [icon]

Environmental Hazards

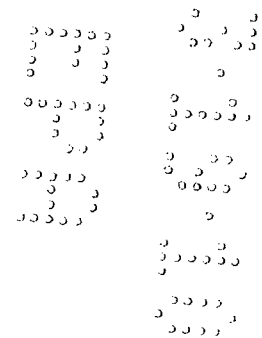
This pesticide is toxic to fish and aquatic invertebrates. This pesticide may adversely affect non-target plants. Drift and runoff may be hazardous to aquatic organisms in water adjacent to treated areas. To protect the environment, do not allow pesticide to enter or run off into storm drains, drainage ditches, gutters or surface waters. Applying this product in calm weather when rain is not predicted for the next 24 hours will help to ensure that wind or rain does not blow or wash pesticide off the treatment area. Sweeping any product that lands on a driveway, sidewalk, or street, back onto the treated area of the lawn or garden will help to prevent run off to water bodies or drainage systems.

This chemical has properties and characteristics associated with chemicals detected in groundwater. The use of this chemical in areas where soils are permeable, particularly where the water table is shallow, may result in groundwater contamination. Application around a cistern or well may result in contamination of drinking water or groundwater.

[KEY PRODUCT FACTS]

[FOR BEST RESULTS, APPLY TO A WET LAWN]

[APPLICATION]



7 of 31

Note to PM:

Bold, italicized text is information for the reader and is not part of the label.
[Bracketed information is optional.] Text separated by / denotes and/or options.

EPA Reg. No. 538-280

[OPTION 1]

Directions for Use

It is a violation of federal law to use this product in a manner inconsistent with its labeling.

- This product applies 1.5 pounds of 2,4-D per acre per application. The maximum number of broadcast applications per treatment site is two per year. A minimum of 30 days between applications is required.

General Precautions/Restrictions

- Do not apply this product in a way that will contact any person or pet, either directly or through drift. Keep people and pets out of the area during application. Do not allow people or pets to enter the treated area until dusts have settled. Do not apply directly to or near water, storm drains, gutters, sewers, or drainage ditches. Do not apply within 25 feet of rivers, fish ponds, lakes, streams, reservoirs, marshes, estuaries, bays, and oceans. Do not apply when windy. Apply this product directly to your lawn or garden, and sweep any product landing on the driveway, sidewalk, gutter, or street, back onto the treated area. To prevent product run-off, do not over water the treated area(s) to the point of runoff or apply when raining or when rain is expected that day.
- Do not use this product on flowers, shrubs, fruit or vegetable plants or on St. Augustinegrass, Floratam, dichondra, lippia, carpetgrass or bentgrass [lawns].
-

Application

- Apply when weeds are actively growing (when daytime temperatures are consistently between 60°F and 90°F.).
- Grass wet with dew or thoroughly-watered grass helps particles stick to weed leaves.
- **In Spring**, treat bahia and centipede lawns mid-March or later after the second mowing. **In Fall**, treat centipede lawns before October 1 and bahia lawns before November 1.

Watering or Rain

This product may be applied if rain is not expected in the next 24 hours.

Water your lawn no sooner than 24 hours after application. If watering sooner, water will wash the weed control off the weed's leaves and reduce the effectiveness of this product.

IMPORTANT

What to Expect

Weed stems and leaves will begin to twist and curl in a few days, but a month or more may be required for control. This product will not prevent weed seeds from producing new plants.


Under certain conditions, temporary discoloration may occur on bahia, centipede, bermudagrass, and zoysiagrass lawns.

Seeding/Sodding/Sprigging

Wait at least one month after you have applied this product before seeding, sodding or sprigging.

Mow new grass at least 4 times before applying.

[End of OPTION 1]



80F31

Note to PM:

Bold, italicized text is information for the reader and is not part of the label.
[Bracketed information is optional.] Text separated by / denotes and/or options.

[OPTION 2]

Directions for Use

It is a violation of federal law to use this product in a manner inconsistent with its labeling.

- This product applies 1.5 pounds of 2,4-D per acre per application.
- Do not apply more than twice per year.
- A minimum of 30 days between applications is required.


Application

- Apply on a calm day.
- Make sure that the grass is wet from dew or sprinkling before applying. (This helps particles adhere to weed leaves to produce best results.)
- Set spreader to the setting indicated by the chart [before applying].

What to Avoid

- Do not apply this product in a way that will contact any person or pet, either directly or through drift. Keep people and pets out of the area during application. Do not allow people or pets to enter the treated area until dusts have settled.
- Do not apply directly to or near water, storm drains, gutters, sewers, or drainage ditches. Do not apply within 25 feet of rivers, fish ponds, lakes, streams, reservoirs, marshes, estuaries, bays, and oceans. Do not apply when windy. Apply this product directly to your lawn or garden, and sweep any product landing on the driveway, sidewalk, gutter, or street, back onto the treated area. To prevent product run-off, do not over water the treated area(s) to the point of runoff or apply when raining or when rain is expected that day.
- Do not water or mow lawn for at least 24 hours after application. (Granules must remain on weed leaves for 24 hours to be effective.)
- Do not apply if rain is expected within 24 hours.
- Do not apply if day temperatures are regularly below 60° F or above 90° F.
- Apply only to grass. Do not allow granules or dust to drift onto flowers, shrubs, fruit or vegetables.
- Grass should not touch the bottom of a drop spreader. Tall grass should be mowed a day or two before application.
- Delay application on newly seeded, sodded or sprigged areas until new grass has been mowed four times.
- Do not seed, sod or plant grass sprigs until at least one month after using this product.
- Do not apply on St. Augustinegrass, Floratam, dichondra, lippia, carpetgrass or bentgrass.
- On bahia or centipedegrass lawns, wait until after the second mowing of the year, but not before mid-March.
- In fall, DO NOT treat centipedegrass after Oct. 1, nor bahiagrass after Nov. 1.

[End of OPTION 2]



Note to PM:

Bold, italicized text is information for the reader and is not part of the label.

[Bracketed information is optional.] Text separated by / denotes and/or options.

[OPTION 3]

Directions for Use]

It is a violation of federal law to use this product in a manner inconsistent with its labeling.

- This product applies 1.5 pounds of 2,4-D per acre per application.
- Apply no more than twice per year.
- A minimum of 30 days between applications is required.

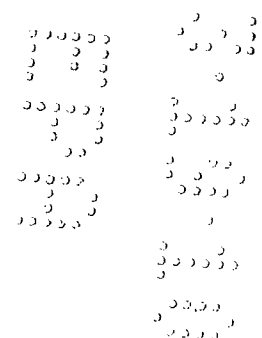
Application

- Make sure that the grass is wet from dew or watering before applying. (This helps particles adhere to weed leaves to produce best results.)
- Set spreader to the setting indicated by the chart before applying. Fill spreader over bare ground or hard surface.
- Apply one or two header strips, then apply in longest direction of lawn. Shut off spreader each time you reach the header strip, or stop.
- Sweep or blow stray particles from hard surfaces back onto lawn area. Clean spreader away from hard surfaces or storm drains.
- One month after using this product, it is okay to seed, sod or plant grass sprigs.
- Mow grass 4X before applying on newly seeded, sodded or sprigged areas.

What to Avoid

- Application of this product if rain is expected within 24 hours.
- Day temperatures that are regularly below 60° F or above 90° F.
- Mowing or watering lawn for at least 24 hours after application. (Granules must remain on weed leaves for 24 hours to be effective.)
- Allowing granules or dust to drift onto flowers, shrubs, fruit or vegetables.
- Application of this product on St. Augustinegrass, Floratam, dichondra, lippia, carpetgrass or bentgrass.
- Application before the second mowing of the year and before mid-March on bahia or centipedegrass lawns.
- Treating centipedegrass after Oct. 1 and bahiagrass after Nov. 1.
- Applying to hard surfaces like driveways or streets.
- Do not apply this product in a way that will contact any person or pet, either directly or through drift. Keep people and pets out of the area during application. Do not allow people or pets to enter the treated area until dusts have settled.
- Do not apply directly to or near water, storm drains, gutters, sewers, or drainage ditches. Do not apply within 25 feet of rivers, fish ponds, lakes, streams, reservoirs, marshes, estuaries, bays, and oceans. Do not apply when windy. Apply this product directly to your lawn or garden, and sweep any product landing on the driveway, sidewalk, gutter, or street, back onto the treated area. To prevent product run-off, do not over water the treated area(s) to the point of runoff or apply when raining or when rain is expected that day.

[End of OPTION 3]



11 of 31

Note to PM:

EPA Reg. No. 538-280

Bold, italicized text is information for the reader and is not part of the label.
[Bracketed information is optional.] Text separated by / denotes and/or options.

[OPTION 5]

Directions for Use

It is a violation of federal law to use this product in a manner inconsistent with its labeling.

Read and follow package recommendations and instructions for use.

- This product applies 1.5 pounds of 2,4-D per acre per application.
- Do not apply more than twice per year.
- A minimum of 30 days between applications is required.

Application

- Apply only when daytime temperatures are regularly between 60° and 90° F.
- Do not apply this product in a way that will contact any person or pet, either directly or through drift. Keep people and pets out of the area during application. Do not allow people or pets to enter the treated area until dusts have settled.
- Do not apply directly to or near water, storm drains, gutters, sewers, or drainage ditches. Do not apply within 25 feet of rivers, fish ponds, lakes, streams, reservoirs, marshes, estuaries, bays, and oceans. Do not apply when windy. Apply this product directly to your lawn or garden, and sweep any product landing on the driveway, sidewalk, gutter, or street, back onto the treated area. To prevent product run-off, do not over water the treated area(s) to the point of runoff or apply when raining or when rain is expected that day.
- Apply to moist grass. To help particles stick to weed leaves, the grass should be thoroughly watered or wet from dew before applying this product.
- Apply only to grass. Do not allow granules or dust to drift onto flowers, shrubs, fruit or vegetables.
- Grass should not touch the bottom of a drop spreader. Tall grass should be mowed a day or two before application.
- Delay application on newly seeded, sodded or sprigged areas until new grass has been mowed 4 times.
- Do not seed, sod or plant grass sprigs until at least one month after using this product.
- Do not apply on St. Augustinegrass, Floratam, dichondra, lippia, carpetgrass or bentgrass.
- On bahia or centipedegrass lawns, wait until after the second mowing of the year, but NOT before mid-March.
- In fall, **DO NOT** treat centipedegrass after Oct. 1, nor bahiagrass after Nov. 1.

Easy to Follow Instructions [Quick Start Guide]

[You're just X simple steps away from a beautiful Scotts lawn!]

Apply with a drop or rotary spreader. For best results, use a Scotts spreader.

[Step X Make sure that the grass is wet from dew or sprinkling before applying.


- This helps particles adhere to weed leaves to produce best results.]

[Step X] Set and fill spreader.

- Set spreader to the setting indicated by the chart below.

[Step X] Apply [product].

- Apply on a calm day.
- Do not water or mow lawn for at least 24 hours after application. Granules must remain on weed leaves for 24 hours to be effective.
- Delay application if rain is expected within 24 hours.



12 of 31

Note to PM:

Bold, italicized text is information for the reader and is not part of the label.
[Bracketed information is optional.] Text separated by / denotes and/or options.

[Step X] Clean-up.

- Return unused product to original container and store out of reach of children and pets.
- [Sweeping product from hard surfaces back onto the lawn keeps product [valuable feeding nutrients] on the grass]

[Step 5 Enjoy your lawn.]


[End of OPTION 5]

STORAGE AND DISPOSAL [icon]

PESTICIDE STORAGE: Store in a cool, dry place. Reseal opened bag [by folding top down and securing].

PESTICIDE CONTAINER DISPOSAL: Nonrefillable container. Do not reuse or refill this container. **If empty:** Place in trash or offer for recycling if available. **If partly filled:** Call your local solid waste agency for disposal instructions. Never place unused product down any indoor or outdoor drain.

– END OF DIRECTIONS FOR USE –



Note to PM:

Bold, italicized text is information for the reader and is not part of the label.
 [Bracketed information is optional.] Text separated by / denotes and/or options.

13031

OPTIONAL PRODUCT EFFICACY CLAIMS (a partial listing of weeds may appear on FPL)

WEEDS CONTROLLED/KILLED – or – KILLS/CONTROLS [the following [X (insert number) of] [weeds]]:

aster	clover (red)	lambsquarter(s)	red sorrel/sheep sorrel
bindweed	clover (white)	lespedeza (seedling)	scarlet pimpernel
bittercress	cudweed	<i>Lippia</i> /matchweed	
black medic	curly dock	mallow	shepherd's-purse
	dandelion	moneywort	smartweed
buckhorn	dichondra	morningglory	sowthistle
bull thistle	Dollarweed/pennywort	mustard	Spurweed/lawn burweed
burclover	English daisy		
buttonweed	evening-primrose	pepperweed/peppergrass	
Canada thistle	filaree	pigweed	
carpetweed	fleabane	plantain (broadleaf)	vetch
catsear /coast dandelion	ground ivy		wild carrot
	hawkweed		yarrow
chickweed/stitchwort [[<i>Stellaria</i> spp.]]	healall	purslane	yellow rocket
chicory	henbit	pusley [[<i>Richardia</i> spp.]]	
cinquefoil	horseweed		
clover (hop)	knotweed (seedling)	ragweed	

[For use on bahia[grass]/Bermuda[grass]/blue[grass]/centipede[grass]/fescue/rye[grass]/zoysia[grass] lawns.]

[Do not use on/apply to St. Augustine[grass]/Floratam,/Dichondra,/Lippia,/Carpet[grass]/Bent[grass] [lawns].]

[Not for newly seeded areas]

SPREADER SETTING INFORMATION

[This package applies X lbs of product per 1,000 sq.ft.]

[SPREADER SETTINGS]

[Art: Broadcast spreader/Rotary spreader/Setting dial]

[Do not apply near water, storm drains or drainage ditches. Do not apply if heavy rain is expected. Apply this product only to your lawn, and sweep any product that lands on the driveway, sidewalk or street, back onto your lawn:] **Text optional – Florida Fertilizer Environmental Statement**

[OPTION 1]

Tips on Spreading

Scotts Drop:


- Do not apply during windy days.
- [First apply 2 header strips.]
- Overlap spreader application area to avoid strips of untreated lawn.
- [Shut off spreader when you reach the header strip or any time you stop.]

EasyGreen® Rotary:

- Slide shut-off lever to the right, [application automatically starts and stops when you do]
- Avoid misses by making each pass about 30 inches from the previous one so some overlapping occurs.

Scotts Spreader Settings

538-280.20100317.AMEND



14 of 31

Note to PM:
Bold, italicized text is information for the reader and is not part of the label.
 [Bracketed information is optional.] Text separated by / denotes and/or options.

	Spreader Setting (covers X,XXX sq ft)
Scotts Drop Spreaders	XX
Scotts EasyGreen™ Rotary	XX
Scotts SpeedyGreen™ Rotary	XX

Additional Spreader Settings

(Non-Scotts spreader settings are approximate. You may need to adjust for proper coverage).

- C-2..... C
- Cyclone Rotary (Model B).....3
- Central Drop (#205).....6
- Sears Drop (Model #19810).....4
- Ortho Drop (#5000).....5
- Greenview Drop (Spread II).....1
- Precision Drop (Red Devil).....5

[OPTION 2]

Spreading Tips

Apply header strips. Then apply product in longest direction of lawn. For best results, use a Scotts® spreader.

Scotts Broadcast/Rotary Spreaders

[Each pass should be within 5 feet of each other to ensure an overlap.]
 [Scotts Basic®, Standard™, Deluxe™ Edgeguard®, Lawn Pro® or SpeedyGreen®]

[Spreader Setting]
Covers X,XXX sq. ft.
 X

[Scotts EasyGreen®]


[Each pass should be within 30" of each other to ensure an overlap.]

X

Scotts Drop Spreaders

[Make sure spreader wheel completely overlaps previous wheel marks.]
 [Scotts AccuGreen®]

X



Note to PM:

Bold, italicized text is information for the reader and is not part of the label.
 [Bracketed information is optional.] Text separated by / denotes and/or options.

15 of 31

[For additional spreader settings, please call 1-800-543-TURF (8873).

[OPTION 3]

Spreading Tips

For best results, use a Scotts spreader


	Spreader Setting REGULAR RATE covers X,XXX sq.ft.	DIRECTIONS
Scotts Drop Spreaders	X	Mow lawn first; apply 2 header rows/passes/strips. Then apply product in [the] longest direction lawn, overlapping wheel marks.
Scotts EasyGreen® Rotary	X	Make each pass/apply [about] X inches from previous pass to overlap spread width.
Scotts SpeedyGreen® Rotary	X	Make each pass about X feet from previous pass to overlap spread width.

SETTINGS FOR DROP SPREADERS	
	NORMAL
Scotts - all models	XXX
Republic EZ Drop	XXX
Ortho	XXX
Sears, K Gro	XXX
Red Devil	XXX

SETTINGS FOR ROTARY SPREADERS	
	NORMAL
Scotts EasyGreen® (30" spread width)	XXX
Scotts SpeedyGreen® (5' spread width)	XXX
Republic EZ Rotary	XXX
Ortho, Sears, K Gro	XXX
Red Devil	XXX

[When Using A Drop Spreader: Mow lawn first if grass is tall enough to touch the bottom of the spreader. First apply two header strips. Then operate spreader the longest way of the lawn. Overlap wheel marks to insure uniform feeding. Shut off spreader when you have reached the header strips or when you have stopped.]

[When Using A Rotary Spreader: Shut-off spreader any time you stop. For complete coverage make each pass according to spreader manufacturer's directions so some overlapping occurs.]



160 of 31

Note to PM:
Bold, italicized text is information for the reader and is not part of the label.
[Bracketed information is optional.] Text separated by / denotes and/or options.

[OPTION 4]

Spreader Settings **Covers XXXX sq. ft.**

Scotts Broadcast/Rotary Spreaders

[Apply header strips. Then apply product in longest direction of lawn. For best results, use a Scotts spreader. Shut off spreader or stop each time you reach a header strip. Each pass should be within 5 feet of each other to ensure an overlap.]

[Scotts Basic, Standard, Deluxe Edgeguard, Lawn Pro or SpeedyGreen] **X**

[Scotts EasyGreen]

[Each pass should be within 30" of each other to ensure an overlap.] **X**

Scotts Drop Spreaders

Make sure spreader wheel completely overlaps previous wheel marks. **X**

[Scotts AccuGreen]

X

For additional spreader settings, please call 1-800-543-TURF (8873).

[OPTION 5]

SPREADER SETTINGS [AND INFORMATION]

Spreader	Covers XXXX sq ft	Setting
Scotts Drop Spreaders <i>(Insert trade names from List 1. as appropriate)</i>		X
Scotts Broadcast/Rotary Spreader <i>(Insert trade names from List 1. as appropriate)</i>		X
[Scotts Broadcast Tractor Spreader] <i>[(insert trade names from List 1. as appropriate)]</i>		[X]

Appropriate spreader settings and coverage will be inserted on Final Printed Label to replace "X"

[Use only with Scotts spreaders.]
[Scotts products are designed to work with Scotts spreaders.]
[For additional spreader settings, [please] call X-XXX-XXX-XXXX.]

**List 1.
Spreader Trade Names and Descriptions (to be entered above as appropriate)**

Scotts Turf Builder Classic [Drop]	X
Scotts Turf Builder EdgeGuard [Mini/EcoSense/DLX] [Rotary]	X
Scotts [Standard/Basic/Deluxe/Lawn Pro] [Rotary]	X
Scotts Broadcast Tractor Spreader	X

10/31

Note to PM:

Bold, italicized text is information for the reader and is not part of the label.
[Bracketed information is optional.] Text separated by / denotes and/or options.

[OPTION 6 – FOR 1,000 SQ. FT. SHAKER CONTAINER ONLY]

APPLICATION RATE (Actual Size)	contents of this package covers a 25 ft. by 40 ft. area (1,000 sq ft)	
[Picture of shaker carton]	Use lightweight shaker/jug/container/carton to sprinkle evenly over lawn as shown	[Picture of dime]

OPTIONAL FERTILIZER GUARANTEE INFORMATION

(fertilizer information denoted by "X" will be added to FPL. NPK will not exceed the endpoints tested for acute toxicology studies).

[This package applies X lbs of product per 1,000 sq.ft.]

GUARANTEED ANALYSIS

Product Name

XX-XX-XX *(insert N-P-K ratio)*

FXXX *(insert FL Fertilizer License No.)*

Total nitrogen (N).....	XX%
X.X% ammoniacal nitrogen	
X.X% urea nitrogen	
X.X% other water soluble nitrogen*	
X.X% water insoluble nitrogen	
Available phosphate (P ₂ O ₅).....	X%
Soluble potash (K ₂ O).....	X%
Calcium (Ca).....	X%
Magnesium (Mg) (Total).....	X%
X.X% water soluble magnesium (Mg)	
X.X% chelated magnesium (Mg)	
Sulfur (S).....	X%
X.X% combined sulfur (S)	
X.X% free sulfur (S)	
Boron (B) (Total).....	X%
Copper (Cu) (Total).....	X%
X.X% water soluble copper (Cu)	
X.X% chelated copper (Cu)	
Iron (Fe) (Total).....	X%
X.X% water soluble iron (Fe)	
X.X% chelated iron (Fe)	
Manganese (Mn) (Total).....	X%
X.X% water soluble manganese (Mn)	
X.X% chelated manganese (Mn)	
Zinc (Zn) (Total).....	X%
X.X% water soluble zinc (Zn)	
X.X% chelated zinc (Zn)	
Chlorine, not more than.....	X%

Derived from: ammonium phosphate/ammoniated phosphate/urea/methyleneureas/potassium sulfate/ammonium sulfate/muriate of potash/polymer-coated sulfur-coated urea/potassium chloride/dolomite.

*Contains X.X% slowly available methylenediurea and dimethylenetriurea nitrogen.

Information regarding the contents and levels of metals in this product is available on the internet at <http://www.regulatory-info-sc.com>

190f31

Note to PM:

Bold, italicized text is information for the reader and is not part of the label.
[Bracketed information is optional.] Text separated by / denotes and/or options.

GENERAL CLAIMS [Note to PM: Formerly identified as "Claims, general"]

- Formulated for the home environment
- [Get] The Scotts Difference TM [Advantage]
- One Easy Step/Application!

APPLICATION --or- WHEN TO APPLY (maximum applications two times per year)

- [A] Fall feeding creates the best lawns!
- Apply When Weeds Are Growing
- Apply as last feeding in fall.
- Apply in [Late] Spring [April – June]
- Apply in Summer [July-August]
- Apply in Fall [September – November]
- Apply [in] spring/summer/fall [when weeds are [actively] growing]
- Apply in the spring/summer/fall when weeds are a problem
- Experts agree that Fall is the best time of year to fertilize because conditions are ideal for root development.
- Fall is the best time to feed [and kill weeds]
- [Fall is the] #1 recommended season to feed your lawn

PACKAGING CLAIMS

- Bonus size
- Convenient [new] size
- Easy [to] pour [spout]
- Easy-tear, recloseable pour spout
- Easy to Carry Package
- Easy open, easy close
- Easy open, resealable bag
- Easy/EZ Seal [zipper/closure]
- Easy-to-Carry size/handle
- [Just] flip, tilt, feed
- [Just] shake and/n feed
- [Now with] X% more
- [Perfect] [size] for small lawns
- Reclosable bag
- Secure seal [zipper/closure]
- Sure seal [zipper/closure]
- Zip close
- Built-In Spreader

PARTICLE TECHNOLOGY

- Patented Particle® Technology
- Each All-in-One Particles fertilizer contains essential nutrients [and micronutrients] [for a greener/thicker/stronger lawn.]]
- Each All-in-One Particles fertilizer contains the recommended ratio of nutrients



200F31


Note to PM:

Bold, italicized text is information for the reader and is not part of the label.
[Bracketed information is optional.] Text separated by / denotes and/or options.

WEED CONTROL PROPERTIES [Note to PM: Formerly identified as "Claims regarding Weed Control Properties]

- 2-Way Control
- All you need for a thicker, greener lawn without dandelions
- America's favorite weed & feed
- Clears out dandelions and over/more than X (*insert number*) (other) broadleaf weeds*
- Clears out clover and other broadleaf weeds and helps prepare your lawn for winter
- Controls/kills [more than 50] [common lawn] weeds such as dandelion, clover and chickweed
- Controls/Kills dandelions, chickweed, white clover and most other common broadleaf weeds*
- Controls/Kills [most] [common lawn] weeds*
- Effective on both large and small weeds*
- Kills dandelions and more than X (*insert number*) other broadleaf weeds* after they sprout and helps make your lawn its thickest, greenest ever
- Kills dandelions, clover, chickweed and other non-grassy weeds* while greening your lawn without rapid, extreme growth
- Kills dandelions, clover and most other broadleaf lawn weeds*
- Kills/controls dandelions [and other major lawn weeds*]
- Kills/controls [major] [broadleaf] weeds*
- Kills [the] roots
- Provides uniform greening with weed control
- Scotts' most effective weed and feed
- Scotts Ultimate Weed Control
- Small, lightweight granules provide complete uniform coverage and are quickly absorbed to help insure control of large and small weeds.
- Sticks to weed leaves for better control
- Thickens lawn to crowd out weeds
- Unlike ordinary weed-and-feeds, every particle of this product contains Scotts patented timed-release nitrogen plus [phosphorus], potassium, and weed control. [(See back for details)].
- Weeds are killed including the roots
- What to expect
 - Dandelions and other weeds will be killed in 3 to 4 weeks and your lawn will be greener in 4 to 6 days

*As listed – ***OR***– including (*insert any weeds listed in Optional Product Efficacy Claims section*)



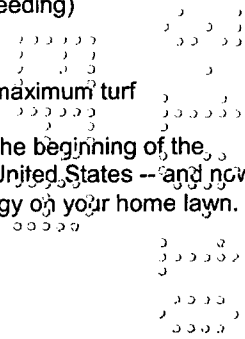
Note to PM:

Bold, italicized text is information for the reader and is not part of the label.

[Bracketed information is optional.] Text separated by / denotes and/or options.

FERTILIZER CLAIMS [Note to PM: Formerly identified as "Claims regarding Fertilizer Properties"]

- A thick/green lawn – guaranteed
- All the nutrients your lawn needs in one application/bag/step
- [art] Builds/grows/promotes strong, deep roots [that use water better/more effectively/[for winter]]
- Builds strong, deep roots
- Builds thick, green lawns
- Builds thick, green turf from the roots up [without burning your lawn]
- Builds thick, green turf without burning
- Contains no phosphorous/phosphate
- [Contains] timed/slow/controlled-release nitrogen for extended, even feeding
- Contains timed/slow-release/controlled/extended release nitrogen [for extended feeding and greening]
- Delivers nutrients which enhance root growth and provide extended feeding
- Develops longer, deeper roots to help your lawn survive/prepare for the summer/summer stress/heat, drought, and wear and tear!
- Dual Action Formula/fertilizer – Protect[s] [lawn] for Winter and Build[s] for Spring
- Each lawn fertilizer particle provides safe gradual release that won't burn or cause surge growth when applied as directed
- Enhanced/Improved Formula – X% More Greening Power* (*vs [insert Scotts product name])
- Enhanced 3-in-1/three-in-one Formula – [Helps lawn] recover from Summer, Replenish for Winter and Rebuild for Spring
- Enjoy a beautiful/thick/green lawn
- Fast, long lasting greening power
- Feeds lawn, helping turf to fill in where weeds once were
- Feed[[s] lawn
- Feeds/strengthens [the] [lawn] [against and drought]
- Fertilize four times a year for best results – no more than two applications per year with **insert product name**
- Formulated with Scotts [exclusive] technology [for long lasting greening and feeding]
- Helps strengthen your lawn against heat/drought/wear/tear
- **insert product name** fertilizes with a feeding of Turf Builder® for developing thick, green lawns
- **insert product name** lawn fertilizer contains extra nitrogen, carefully blended with potassium and phosphorus, to make your lawn greener
- **insert product name** works with [these] Fall conditions to strengthen the roots to provide protection from Winter and develop a strong foundation for next year
- Miracle-Gro® nutrients help develop a thicker, greener lawn
- No burning
- No surge growth
- Patented, timed-released nitrogen formula builds thick, green lawns from the roots up
- Patented timed-release Miracle® Capsules feed your lawn over an extended period of time.
- Protects and strengthens for a better spring lawn
- Quick greening, long lasting.
- Recover, Replenish, Rebuild [with] **insert product name**
- Scotts All-in-One®** particles combine essential nutrients into every particle (for even feeding)
- (Scotts®) Golf's Choice for Greener Turf
 - Golf course results for your home lawn!
 - XX of the top XX golf courses use exclusive Scotts® Ultra fertilizer technology for maximum turf performance
 - Golf course superintendents have relied on Scotts products to grow fine turf since the beginning of the century. In fact, Scotts products are used by XX of the top XX golf courses in the United States --and now Ultra Turf Builder® products allow you to use that same high-performance technology on your home lawn. Go for the green with Scotts!



220931

Note to PM:

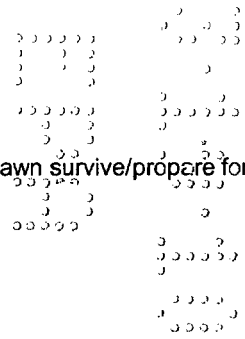
Bold, italicized text is information for the reader and is not part of the label.
[Bracketed information is optional.] Text separated by / denotes and/or options.

FERTILIZER CLAIMS (cont.)

- (Scotts®) Baseball's Choice for Greener Fields
 - If you've ever marveled at the beauty of the grass on baseball's finest fields and wondered how you could possibly grow that kind of turf at home, you hold the answer in your hands. Scotts, the official turf care company of Major League Baseball, now offers Ultra Turf Builder® products for homeowners, with the fertilizer technology used by professional groundskeepers for big-league ballparks.
- See a thicker, greener lawn next spring
- [Specially] formulated to provide consistent, even feeding over an extended period of time
- Strengthens/protects your lawn
- Timed/slow/controlled/extended-release feeding
- The greening will reach its peak 8 to 10 days after application. The color difference will be more noticeable if your lawn is hungry to begin with.
- The result is a beautiful, thicker, greener lawn.
- There's no overfeeding or underfeeding when you follow the fail-proof directions.
- Thin areas of turf will fill in over time (about 6 weeks), creating a more uniformly dense lawn.
- Timed-release nitrogen won't burn your lawn or cause surge growth
- Total nutrient package helps repair thin and bare spots in your lawn
- ULTRA GREENING POWER!
- [art: Water Smart] Water Smart [Makes the most of every drop. [Improves lawn's ability to absorb water & nutrients]
- Warm soil [icon]/Cooler Air [icon]/More precipitation [icon] [= the ideal environment [for root development]/ [for your lawn to grow]]
- We guarantee thick, green, turf without risk of surge growth
- Won't Burn**, Can't Fail Guarantee ** When used according to manufacturer's directions
- Won't burn lawn(s), guaranteed.
- Your lawn will be greener in 4 to 6 days if weather conditions are good (warm soil, some moisture) and application instructions were followed.

LAWN PRO® CLAIMS

- Scotts BEST Fertilizer[s]
- Gives you a [thicker][,] [greener] lawn than/vs. regular *insert product name*.
- Scotts/Our BEST annual program [for a picture perfect lawn]
- Delivers more greening [power] than/vs. regular *insert product name*.
- Contains [X%] more [essential] nutrients than/vs. regular *insert product name*.
- Lawn Pro®
- Four easy steps for/to a better lawn.
- Step 2. Late Spring April – June
- Step™ 2 of 4 Easy Steps to a Better Lawn
- Scotts Best Annual Program
- The Scotts Advantage®
- Available only at authorized Scotts® Lawn Pro® dealers
- For best results, apply (as part of) a Scotts Annual Lawn Care Program™
- For best results apply a Scotts annual program [see back panel for details]
- For best results, apply as/a/the (the Scotts®) Turf Builder® Annual Program
- For best results, apply a Turf Builder® product four times a year [see back for details].
- Scotts Best Annual Program For A Picture-Perfect Lawn Boost of nutrients to help your lawn survive/préparer for the summer/summer stress/heat, drought & wear and tear!



240f31

Note to PM:

Bold, italicized text is information for the reader and is not part of the label.
[Bracketed information is optional.] Text separated by / denotes and/or options.

[art]
Guaranteed!
Won't Burn Lawn

[art]
Weed

[photo]
This lawn is starving and has weeds

[photo]
This lawn was fed with
insert product name

[photo]
Treated

[photo]
Untreated

XX NITROGEN	X PHOSPHORUS	X POTASSIUM
Essential for plant growth; makes grass green.	Stimulates root growth; helps grass multiply.	Makes plant strong; better able to resist drought and extreme heat.

SCOTTS TRIONIZED® II FORMULA PROVIDES A MORE EFFICIENT NITROGEN THAN EVER BEFORE To Help promote quicker greening.

THE NITROGEN IN *insert product name* IS TIME-RELEASED to provide a supply of this essential nutrient to help your lawn stay thick and green for up to 6 to 8 weeks.

How Much is Enough?

To determine the square footage of your lawn, walk the length and width of your lawn; one average pace equals about 3 feet. Multiply the length of the lawn by the width of the lawn. This equals the area of your lawn in square feet. NOTE: If your lawn has an irregular shape, measure square areas, then add the figures together to reach your total lawn size.

Helps prepare your lawn for winter...

Summer can leave your lawn stressed and hungry. Researchers at Scotts and leading universities have demonstrated the importance of feeding a lawn in both the summer and fall, and Scotts offers the high quality products you need.

For late summer, a high-nitrogen, slow-release fertilizer like Turf Builder® is your best choice. For fall, a high-nitrogen/potassium fertilizer like that in Scotts Winterizer helps you get a thicker, sturdier lawn with increased root development. When applied in fall, it helps prepare your lawn for winter and provides better green-up next spring.

250 of 31

Note to PM:

Bold, italicized text is information for the reader and is not part of the label.
[Bracketed information is optional.] Text separated by / denotes and/or options.

SEASONAL PRODUCT APPLICATION OPTIONS

FOR BEST RESULTS, APPLY THE SCOTTS® [TURF BUILDER®] Annual Program

- No more guesswork . . . apply the right product at the right time for a thick, green lawn
- Start anytime . . . just check the month below and apply products at 2 month intervals

[Art:Bag] Turf Builder® With Halts® Crabgrass Preventer [ABN]	[Art:Bag] Turf Builder® With Plus 2® Weed Control [ABN]
<ul style="list-style-type: none"> • [Apply in] early spring (Feb.-April) • Prevents crabgrass and other annual weeds while feeding your lawn. (In the Pacific Northwest, substitute Turf Builder® Moss Control Granules. For St. Augustinegrass, substitute Bonus® S. For dormant bermudagrass, substitute Halts®.) 	<ul style="list-style-type: none"> • [Apply in] late spring (April-June) • Kills dandelions and other broadleaf weeds while feeding your lawn. (For St. Augustinegrass substitute Turf Builder®.)
[Art:Bag] Turf Builder® With Insect Control [ABN]	[Art:Bag] Turf Builder® [ABN]
<ul style="list-style-type: none"> • [Apply in] summer (June-Aug.) • Kills lawn damaging insects plus fleas while feeding your lawn. • For grub control, apply Scotts® GrubEx® Season-Long Grub Killer anytime from April to mid-August. 	<ul style="list-style-type: none"> • [Apply in] fall (Aug.-Nov.) • Important time to feed for a thicker, greener lawn.

[Art:Bag] Optional Winterizer [ABN] Feeding
Late Fall (Sept.-Nov.)
 (4 to 6 weeks after Early Fall Turf Builder feeding)
 Apply as a last feeding in fall to help prepare your lawn for winter.

[Art:Bag] **Super Winterizer** [ABN]
 Additional Super Winterizer Feeding
Late Fall: September – November
 4-6 weeks after Early Fall fertilizer feeding. Apply as last feeding in fall to help prepare your lawn for winter.

-OR-

Plan your feeding schedule. Choose the right product for your lawn.

Any Season. Apply any season if weeds or bugs are not a problem:
 [Art: Bag] Scotts Turf Builder Lawn Fertilizer

Early Spring. February – April
 If you have/To prevent crabgrass:
 [Art: Bag] Scotts Turf Builder with Halts Crabgrass Preventer

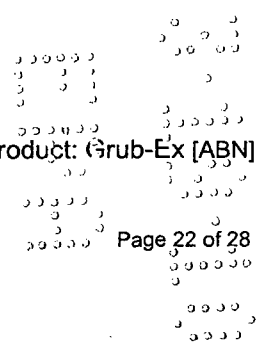
Late Spring. April – June
 If you have/To kill weeds:
 [Art: Bag] Scotts Turf Builder with Plus 2 Weed Control

Summer. June – August
 If you have/To kill bugs:
 [Art: Bag] Scotts Turf Builder with SummerGuard

Fall. September – November
 [To feed]
 [Art: Bag] Scotts Turf Builder WinterGuard
 If you have/To kill fall weeds:
 [Art: Bag] Scotts Turf Builder WinterGuard with Plus 2 Weed Control

[Spring to Late Summer. / March-Sept [April – August]- If you need a grub control product: Grub-Ex [ABN]
 [Art: Bag]]

538-280.20100317.AMEND



Note to PM: **Bold, italicized text is information for the reader and is not part of the label.**
[Bracketed information is optional.] Text separated by / denotes and/or options.

-OR-

Use Any of These Products Next to Keep Your Lawn Looking Great All Season!

Anytime

[art-Turfbuilder] Use anytime if weeds or insects are not a problem

Summer

[art-Turf Builder with Summerguard/ABN] Use to kill insects and strengthen your lawn against heat and drought

Fall

[art-Turf Builder Winterguard] Use to build stronger, deeper roots for a thicker, greener lawn in spring
[art-Turf Builder Winterguard plus Weed Control [ABN] Use to kill [fall] weeds]

[Spring to Late Summer. / March-Sept [April – August]- If you need a grub control product: Grub-Ex [ABN] [Art: Bag]]

-OR-

The Scotts Solution

- [Plan your feeding/fertilizing schedule. Choose the right product for your lawn.]
- [There's a Scotts product for every need.]
- [Use any of these products next to keep your lawn looking great all season]
- [How often should I feed my lawn?]

Just like your body needs high quality nutrients to thrive, your lawn needs a regular supply of the highest-quality nutrients to stay thick and strong. So, for a thick, beautiful Scotts lawn that can stand up to heat, drought, wear and tear, we recommend feeding every 6-8 weeks.

To Feed		If you have/To Kill Weeds		To Feed		If you have/To Kill Bugs		To Prepare for Winter	
Anytime	ICON	Early Spring February - April	ICON	Late Spring April – June	ICON	Summer June – August	ICON	Fall September - November	ICON

- [For best results, apply [the] Scotts Annual Lawn [Care] Program]
- [For best results, apply a Scotts [lawn fertilizer] product four times a year]
- [For best results, apply a Scotts[lawn fertilizer] Annual Program]
- [Feed four times for your best lawn]
- [Feed Regularly [with Scotts] for your Best Lawn]
- [No more guesswork. You simply apply the right product – one Step at a time]
- [Each step is designed to the specific season to help give you a greener lawn]

-OR-

Other Great Turf Builder® Products for Your Lawn:

To prevent crabgrass, use **Turf Builder® Plus Halts®**. No one else has a tougher crabgrass preventer. This problem solver forms a protective barrier to stop ugly crabgrass before it starts.

If you don't have weed problems, use **Turf Builder®** America's favorite lawn fertilizer. **Turf Builder®** promotes quick, deep greening without the danger of burning.

These great **Turf Builder®** products are developed specially by Scotts for the unique needs of your lawn - your satisfaction is unconditionally guaranteed.

538-280.20100317.AMEND

Incorporates changes per EPA Stamped Label dated SEP 24 2008 and PR Notices 2007-4 and 2008-1

Page 23 of 28

27 of 31

Note to PM:

Bold, italicized text is information for the reader and is not part of the label.

[Bracketed information is optional.] Text separated by / denotes and/or options.

-OR-

Step 1. Early Spring February-April	Step 2. Late Spring April-June	Step 3. Summer June- August	Step 4. Fall August-November
Crabgrass Preventer plus Fertilizer [ABN] - prevents crabgrass, foxtail, spurge, oxalis, chickweed and other annual weeds while providing deep, thick greening for up to 2 months. This is Scotts best fertilizer plus crabgrass preventer. In the Pacific Northwest, Step™ 1 is "Moss Control plus Fertilizer". [Art: Bag]	Weed Control Plus Fertilizer [ABN] - controls dandelions, clover, chickweed and other broadleaf weeds while greening your lawn for up to 2 more months. This is Scotts best weed and feed. [Art: Bag]	Insect Control plus Fertilizer [ABN] - controls white grubs, chinch bugs, sod webworms and other lawn insects plus keeps your lawn green through the Summer. [Art: Bag]	Lawn Fertilizer - specially formulated for the Fall - the best time to develop a stronger root system for a more vigorous, thicker lawn. Helps your lawn green up even quicker next Spring. This is Scotts best fall fertilizer. [Art: Bag]

Winterizer/ABN

Additional Winterizer Feeding

September – November

4 to 6 weeks after Early Fall fertilizer feeding. Apply as last feeding in fall to help prepare your lawn for winter.

[art-Turf Builder Winterguard plus Weed Control [ABN] [Use] to kill [fall] weeds]

[Spring to Late Summer. / March-Sept [April – August]- If you need a grub control product: Grub-Ex [ABN] [Art: Bag]]

[Art: map]

For lawns in the shaded areas, phone 1-800-543-TURF or visit our website at www.scotts.com for Annual Lawn

Care Program for your area.


The shaded areas that would be referenced are in the southern US

SCOTTS LAWN PRO® ANNUAL LAWN CARE PROGRAM

Now it's easy for you to have a better lawn

538-280.20100317.AMEND

Incorporates changes per EPA Stamped Label dated SEP 24 2008 and PR Notices 2007-4 and 2008-1



280 of 31

Note to PM:

Bold, italicized text is information for the reader and is not part of the label.
[Bracketed information is optional.] Text separated by / denotes and/or options.

Save money

Why even consider a lawn care service? Scotts Annual Program will give you a beautiful lawn for less money.
Or

Why even consider a lawn care service? Scotts Lawn Pro® Annual Program will give you a beautiful lawn for about one-third the cost.

Start anytime

You can start into the Annual Program anytime of the year. Just check the month and select the appropriate Step listed below.

Simple and easy

No more guesswork. You simply apply the right product - one Step at a time.

Guaranteed results

Each Step is designed to the specific season to help give you a healthier, greener lawn.

-OR-

If you have questions

We designed this program to make having a better lawn as simple and easy as possible. But you may still have some questions about your lawn during the year. If so, you can contact the Scotts Lawn Pro retailer where you bought this program. They are ready to answer your questions and provide any help or information that you may need - **OR**-You can get the answer by talking directly with one of Scotts lawn counselors. Simply dial this toll-free number 1-800-543-TURF.

SCOTTS ADVANTAGE®

Exclusive Particle Technology [art]

Particle with N[P]K [art]

How Weed Control Works

Small, lightweight granules mean better weed control. Most lawn weed controls must be absorbed through the weed's leaves to be effective. The weed control in this product consists of granules that are small and lightweight, so they will stay on even the smallest weed leaves. The weed control in **insert product name** is absorbed by weed leaves/the weed's leaves, killing the plant.including the roots.

-OR-

Scotts tiny, lightweight granules provide two advantages:

1. They stick to weed leaves.
2. They spread evenly for better weed control and feeding. The better the product adheres to the weed leaves, the better the results!

-OR-

The Scotts Advantage®:

Tiny, Lightweight Particles For Better Weed Control


Weed killers work by entering through the weeds' leaves. Therefore, its best to apply this product to a wet lawn, so the particles can stick better to the weeds. **insert product name** has tiny, lightweight granules that stick to weed leaves for better control of broadleaf weeds.

-OR-

The Scotts Advantage®:

538-280.20100317.AMEND

Incorporates changes per EPA Stamped Label dated SEP 24 2008 and PR Notices 2007-4 and 2008-1



29 of 31

Note to PM:

Bold, italicized text is information for the reader and is not part of the label.

[Bracketed information is optional.] Text separated by / denotes and/or options.

Each of Scotts exclusive All-in-One Particles®* contains the guaranteed feeding nutrients and the weed control ingredients to provide consistent feeding and weed control to every treated square inch of your lawn. The result: A thick, green lawn without burning. GUARANTEED.

- *All-in-One Particles® = nitrogen, phosphorus, potassium and [the] weed control [ingredient] contained in/[on] every particle.

-OR-

- *All-in-One Particles® = nitrogen, potassium and [the] weed control [ingredient] contained in/[on] every particle.

-OR-

Why Scotts insert product name is better than the rest:

Granule Size	[ART]	Scotts Mistake Proof Granules™
Scotts tiny, lightweight granules stick to weed leaves. The better the product adheres to the weed leaves, the better the results!		Each Scotts individual granule contains both the weed control ingredient and fertilizing nutrients -- every inch of your lawn receives the proper amount of both. Common weed & feeds utilize separate pellets for each ingredient, resulting in hit-or-miss weed control and fertilization.

-OR-

ADVANTAGES OF insert product name:


SMALL LIGHTWEIGHT GRANULES MEAN BETTER WEED CONTROL. Most lawn weed controls must be absorbed through the weed's leaves to be effective. *insert product name* granules are small and lightweight so they will stay on even the smallest weed leaves. And each *insert product name* granule contains weed control and America's favorite lawn fertilizer.

-OR-

EACH insert product name GRANULE CONTAINS N[P]K AND WEED CONTROL.

We bond Scotts® unique controlled-release nitrogen (N) [with [phosphorous (P)]] and potassium (K) and a weed control, so your lawn receives a uniform feeding, and effective weed control.

[ILLUS.] Scotts (Product Name)	[ILLUS.] Competitive Simple Mixture
<p align="center">EVERY GRANULE CONTAINS NPK [NK] AND WEED CONTROL</p> <p>Provides uniform greening with effective weed control.</p> <p>(Product name) particles deliver the same ratio of nitrogen, [phosphorus], potassium and weed control to every square inch of turf for even, consistent feeding plus better weed control.</p>	<p align="center">EACH GRANULE IS A SEPARATE CHEMICAL.</p> <p>May cause uneven greening and spotty weed control</p> <p>Ordinary mixed weed & feeds: Granules contain different nutrients. Nutrients and weed control granules of different sizes and shapes can separate during application resulting in uneven, inconsistent, feeding and weeding.</p>



30031

Note to PM:

EPA Reg. No. 538-280

Bold, italicized text is information for the reader and is not part of the label.

[Bracketed information is optional.] Text separated by / denotes and/or options.

Scotts & Your Environment >> [art-Scotts]

- **We care** - Scotts products are designed with care to grow thicker, greener lawns.
- **[Because] Green is good[®]** - A healthy lawn cleans the air, produces oxygen and prevents runoff and soil erosion.
- **[You can] make a difference** - Help keep our water resources clean. Apply this product only to your lawn, and sweep any product that lands in the driveway, sidewalk or street back onto your lawn.

[Water Smart®] Tips for Lawncare Success:

- **Feed regularly for your best lawn.** [Regular feedings of Scotts [Super] Turf Builder will help grow/build a lawn you and your family can enjoy. Scotts Turf Builder provides the nutrients your lawn needs to look its best and withstand the stresses of weeds, heat, drought and family activity.]
- **Mow your lawn high.** [Mowing high allows the grass to develop a deep root system & helps your lawn use water more effectively.]
- **Leave the grass clippings on your lawn.** [This recycles the plant nutrients back into the soil.]
- **Conserve water.** [Your lawn will begin to wilt when water is needed. As much as possible, take advantage of nature's sprinkler and rely on the rain to water your lawn.]

[art] one annual feeding

[art] 2-3 annual feedings

[art] 4 annual feedings

[Art] [Water Smart] Water Smart [Makes the most of every drop.] Well-fed lawns are more efficient at using available water.

Feeding with Scotts ® helps grow/build a thick lawn with more roots to better absorb water and nutrients than an unfed lawn. This helps protect your lawn against heat, drought and other stresses.

Get expert advice for your lawn [NOW] Want information on what to use and when? Sign up today to get free expert advice specifically for your lawn.

SCOTTS...the lawn people


Scotts [No-Quibble/Consumer] Guarantee[®]

If for any reason you, the customer/consumer, are not satisfied after using this product, you are entitled to get your money back. Simply send us evidence of purchase and we will mail you a refund check promptly.

Dedicated To A Beautiful World™

Trusted by generations of homeowners, Scotts is dedicated to helping enhance and protect the natural beauty of your home environment. [-Scotts]

NOTICE: To the extent consistent with applicable law, [the] buyer assumes all risks of use, storage or handling of this product not in accordance with directions.



310f31

Note to PM:

Bold, italicized text is information for the reader and is not part of the label.
[Bracketed information is optional.] Text separated by / denotes and/or options.

Questions/Information [ICON – question mark]

[icon - SMG/NYSE] [Manufactured by/Distributed by/ [and Guaranteed by]:]
The Scotts Company
14111 Scottslawn Rd.
Marysville, OH 43041

[icon - phone]
Call -or- Consumer Helpline -or- phone toll-free -or- [toll-free] consumer hotline
1-800-543-TURF (8873)

[icon – computer mouse]
[Visit [our website]]
www.scotts.com

Contact the Experts at Scotts.com

© 20XX . Licensed by The Scotts Company LLC.
World rights reserved

U.S. Patent No. 5,102,440 (***additional patent information will be added to FPL***)

Made in/Product of U.S.A.

EPA Reg. No. 538-280

EPA Est. No. 538-OH-1, XXX-XX-X (***additional EPA Est. Nos. will be added to FPL***)
[Superscript used is first letter of run code on end of container]

