

7/10/2001

1/27

Ms. Sheila R. Kendrick  
The Scotts Company  
14111 Scottslawn Road  
Marysville, Ohio 43041

JUL 10 2001

Dear Mrs. Kendrick:

Subject: Conversion from MCPP to MCPP-p  
Super Turf Builder with  
Plus 2 Weed Control  
EPA Registration Number: 538-280  
Your Submission Dated April 30, 2001

The Agency is conditionally approving an amendment to the registration of the above-referenced product under the authority of section 3(c)(7)(A) of the Federal Insecticide, Fungicide and Rodenticide Act (FIFRA). Under this amendment the Agency is approving the conversion of the active ingredient mecoprop from its racemic form [2-(2-methyl-4-chlorophenoxy) propionic acid, or applicable salt thereof] to its single isomer form [(+)-R-2-(2-methyl-4-chlorophenoxy) propionic acid, or applicable salt thereof]. The revised labeling and Confidential Statement(s) of Formula submitted in support of the conversion are acceptable with the following provisions:

1. This acceptance is based on your certification that no changes have been made to the Confidential Statement(s) of Formula (CSF) or the product labeling other than those specified within the body of your certification statement. No other revisions are being reviewed or considered with this action.
2. You may sell or distribute product containing the racemic form of mecoprop and bearing the previously approved labeling for 18 months from the date of this letter.

A copy of the revised Confidential Statement of Formula (Basic Formulation, dated 02/25/01) has been placed in the Agency's file for the subject product. This CSF supersedes all previously submitted CSFs for this product.

CONCURRENCES

SYMBOL	7505C							
SURNAME	JIMiller							
DATE	Jul 3, 2001							

2/27

A stamped copy of the labeling is enclosed for your records. Submit one copy of your final printed labeling before you release the product for shipment.

Sincerely yours,

Joanne I Miller  
Product Manager (23)  
Herbicide Branch  
Registration Division (7505C)

Enclosures

3/27

3/16/99 VS/PB	02/08/01 SRK	
3/10/00 SRK		
11/10/00 SRK		

MASTER LABEL

FRONT:

**SUPER TURF BUILDER PLUS 2®**  
**with Weed Control**  
 EPA 538-280

(Scotts®) Super Turf Builder Plus 2® America's favorite weed & feed

*(NOTE: The above description will be inverted.)*

**STEP™ 2**

of 4 easy steps to  
a better lawn

Scotts Best  
Annual Program

Treats X.XXX sq ft (Bag)  
NET WEIGHT XX.X lbs (Bag)

Treats X.XXX sq ft (Shaker Container)  
NET WEIGHT X.X lbs (Shaker Container)

XXXXX  
TREATS (and fertilizes) XXXX SQ FT  
(Treats and feeds XXXX sq. ft.) (XX ft. x XXX ft.)

**SCOTTS POLICY**  
**No Quibble Guarantee**  
SEE BACK FOR DETAILS

**SUPER TURF BUILDER**  
**Plus 2<sup>®</sup> BRAND**  
**Weed & Feed**

weed control plus lawn fertilizer for use on  
bahia, bermuda, bluegrass, centipede, fescue, ryegrass or zoysia lawns

Treated  
[photo]

Untreated  
[photo]

**ACCEPTED**  
**with COMMENTS**  
**In EPA Letter Dated**

JUL 10 2001

**Under the Federal Insecticide,  
Fungicide, and Rodenticide Act  
as amended, for the pesticide  
registered under EPA Reg. No.**

538-280

**Clears out dandelions**  
and over 50 other broadleaf weeds

**Plus fertilizes**  
with a feeding of Turf Builder®  
for developing thick, green lawns

Do Not use on St. Augustine, Carpetgrass, Dichondra, or Lippia

LAWN PRO®

Available only at authorized Scotts® Lawn Pro® dealers

Kills dandelions and more than 50 other broadleaf weeds after they sprout and helps make your lawn its thickest, greenest ever.

XX% more greening power than Brand X (Turf Builder Plus 2® with Weed Control).

Kills dandelions, clover, chickweed and other non-grassy weeds while greening your lawn without rapid, extreme growth.

All you need for a thicker, greener lawn without dandelions.

Small, lightweight granules provide complete uniform coverage and are quickly absorbed to help insure control of large and small weeds.

Weeds are killed completely -- roots and all.

Use anytime you have weeds!\*

\*See Directions for Use

Won't Burn\*\*. Can't Fail Guarantee

\*\* When used according to manufacturer's directions

Kills dandelions and other major lawn weeds.

[photo]

This lawn is starving and has weeds

[photo]

This lawn was fed with Super Turf Builder Plus 2 with Weed Control

Formulated for the home environment.

Net Weight X X/XX LBS

XX-X-X

ACTIVE INGREDIENTS:

2,4-D† 1.00%

Mecoprop-p†† .50%

INERT INGREDIENTS 98.50%

Total 100.00%

EPA Reg. No. 538-280

†CAS #94-75-7

††CAS #16484-77-8

Super Turf Builder Plus 2 with Weed Control

XX-X-X

EPA Est 538-OH-1

643-XXXX

5/27

(Optional Front Panel)

COVERAGE:

Treats (and fertilizes) X,XXX sq ft  
(Treats and feed 5,000 sq. ft.)

APPLICATION: (See back for details)

Apply in late spring, summer, or fall. For use on bahia, bermuda, bluegrass, centipede, fescue, ryegrass, or zoysia lawns.

XX NITROGEN	X PHOSPHORUS	X POTASSIUM
Essential for plant growth; makes grass green.	Stimulates root growth; helps grass multiply.	Makes plant strong; better able to resist drought and extreme heat.

**(OPTIONAL FRONT PANEL CLAIMS)**

Golf course results for your home lawn!

Exclusive Particle Technology  
[art]

- 79 of the top 100 golf courses use exclusive Scotts Ultra fertilizer technology for maximum turf performance
- Timed-release nitrogen won't burn your lawn

**ULTRA GREENING POWER!**  
Treats and feeds XXXX sq. ft.

**The Scotts Difference™**

Patented Particle™ Technology  
(art: particle with NPK)

Unlike ordinary weed-and-feeds, every particle of this product contains Scotts patented timed-release nitrogen plus phosphorus, potassium, and weed control. (See back for details).

**"We guarantee thick, green, weed-free turf without risk of surge growth."**

- Thick, green, weed-free turf.
- Timed-release nitrogen won't burn your lawn or cause surge growth.
- Scotts No-Quibble Guarantee
- Toll-free Consumer Hotline (or Helpline)
- Builds thick, green turf from the roots up without burning your lawn
- Patented formula kills weeds that ordinary weed and feeds miss.

6/27

- For best result, apply a Turf Builder® product four times a year (see back for details).

Treats and feeds XXXX sq. ft. (XX ft. x XXX ft.)

Made in U.S.A.

Proudly produced in the U.S.A.

GUSSETS

XXXXX (Scotts®)

TURF BUILDER

America's

SCOTTS POLICY

Plus 2®

favorite

**No-Quibble**

BRAND

weed & feed

**Guarantee**

SEE BACK FOR DETAILS

Treats and fertilizes X,XXX sq ft

(Treats and feeds XXXX sq. ft.)

Kills dandelions and more than 50 other broadleaf weeds after they sprout and helps make your lawn its thickest, greenest ever

OPTIONAL GUSSET

(Scotts®) Golf's Choice for Greener Turf

Golf course superintendents have relied on Scotts products to grow fine turf since the beginning of the century. In fact, Scotts products are used by 75 of the top 100 golf courses in the United States -- and now Ultra Turf Builder products allow you to use that same high-performance technology on your home lawn. Go for the green with Scotts!

(Scotts®) Baseball's Choice for Greener Fields

If you've ever marveled at the beauty of the grass on baseball's finest fields and wondered how you could possibly grow that kind of turf at home, you hold the answer in your hands. Scotts, the official turf care company of Major League Baseball, now offers Ultra Turf Builder® products for homeowners, with the fertilizer technology used by professional groundskeepers for big-league ballparks.

**BACK PANEL****KEEP OUT OF REACH OF CHILDREN  
CAUTION  
PRECAUTIONARY STATEMENTS**

Hazards to Humans and Domestic Animals: CAUTION, causes eye irritation. Harmful if swallowed. Avoid contact with eyes, skin or clothing. Wear long sleeved shirt, long pants, socks and shoes. After use, remove clothing and launder separately before reuse, wash hands and exposed skin thoroughly with soap and water.

Do not allow people (other than the applicator) or pets on treatment area during application. Do not enter treatment areas until spray has dried or dust has settled.

**FIRST AID**

**If in eyes:** Hold eye open and rinse slowly and gently with water for 15-20 minutes. Remove contact lenses, if present, after first 5 minutes, then continue rinsing eye. **If on skin:** Take off contaminated clothing. Rinse skin immediately with plenty of water for 15-20 minutes. **If swallowed:** Call A poison control center or doctor immediately for treatment advice. Have person sip a glass of water if able to swallow. Do not induce vomiting unless told to do so by a poison control center or doctor. Do not give anything by mouth to an unconscious person. **If inhaled:** Move person to fresh air. If person is not breathing, call 911 or an ambulance, then give artificial respiration, preferably by mouth-t-mouth, if possible.

Call a poison control center or doctor for further treatment advice. Have the product container or label with you when calling poison control center or doctor, or going for treatment.

Environmental Hazards: Do not apply when weather conditions favor drift from target areas. Drift or runoff may adversely affect non-target plants. Do not apply directly to water. Do not contaminate water when disposing of equipment washwaters.

**STORAGE:** Store in a clean, dry place. Reseal opened bag by folding top down and securing.

**PESTICIDE DISPOSAL:** Securely wrap original container in several layers of newspaper and discard in trash.

**CONTAINER DISPOSAL:** Do not reuse bag (container). Discard bag in trash. (Rinse thoroughly before discarding in trash).

8/27

Guaranteed Analysis

Total nitrogen (N) .....	XX%
X.X% ammoniacal nitrogen	
XX.X% urea, methylene ureas nitrogen*	
X.X% water insoluble nitrogen	
Available phosphate (P <sub>2</sub> O <sub>5</sub> ) .....	X%
Soluble potash (K <sub>2</sub> O) .....	X%

Derived from: monoammonium phosphate, urea, methylene ureas, and potassium sulfate or muriate of potash.

Chlorine, not more than ..... X.XX%

\*Contains XX% slowly available methylenediurea and dimethylenetriurea nitrogen.

This product and/or its manufacture is covered by one or more of the following U.S. patents and foreign counterparts thereof:

U.S. patent numbers 5,219,415; 5,405,426; 5,300,135; 5,466,274; 4,378,238; 5,102,440

The Scotts Company  
14111 Scottslawn Road  
Marysville, Ohio 43041

©1999. The Scotts Company. World rights reserved.



**The Scotts Difference™**

Scotts Patented (Exclusive) Particle™ Technology is available only in Scotts® products, so don't be fooled by weed-and-feeds claiming to be "just like Scotts."

Uniform proportions of the major nutrients -- timed-release nitrogen, plus phosphorus and potassium -- and weed control are bonded together in every with Weed Control particle, so they are distributed evenly across the entire lawn, eliminating hit-or-miss feeding and weeding. And the timed-release nitrogen feeds your lawn without burning, and steadily for up to 2 months. Because of Scotts exclusive time-released nitrogen, you won't get the rapid surge growth associated with ordinary, fast-release weed-and-feeds. With regular mowing, you will have fewer clippings and may not even have to bag your clippings.

Remember, even weed-and-feeds claiming to contain slow-or controlled-release nitrogen typically are just simple mixes, so they can't deliver the consistent great results you'll get from Scotts patented (Exclusive) Particle Technology. With Scotts Super Turf Builder Plus 2 with Weed Control, you can be assured that every particle contains time-released nitrogen, plus the other primary nutrients and weed control.

(photo: simple mix particles)  
**ORDINARY SIMPLE MIXES**

- Nutrient and weed control granules of many different sizes and shapes
- Result: granules of unequal size can separate during application

(photo: simple mix pattern)  
**ORDINARY SIMPLE MIXES**

- The amount of individual nutrients and weed control in each square inch of lawn may vary greatly
- Result: uneven inconsistent weeding and feeding

Individual nutrient and weed control granules of many different sizes and shapes can result in uneven weeding and feeding.

(photo: SBS particles)  
**SCOTTS TECHNOLOGY**

- Ultra Super Turf Builder Plus 2 with Weed Control granules are consistent in composition
- Result: consistent distribution of nutrients and weed control

(photo: SBS pattern)  
**SCOTTS TECHNOLOGY**

- Ultra Super Turf Builder Plus 2 with Weed Control delivers the same ratio of primary nutrients plus weed control to every square inch of turf
- Result: consistent greening plus better weed control

Super Turf Builder Plus 2 with Weed Control granules are consistent in size and shape to deliver the same ratio of primary nutrients plus weed control to every square inch of turf.

10/27

OR

### The Scotts Difference

Unlike ordinary weed & feeds every particle of Super Turf Builder Plus 2 with Weed Control contains: Scotts patented timed-release nitrogen, plus phosphorus, potassium and weed control

(photo: simple mix particles)

#### ORDINARY MIXED WEED AND FEEDS

- Granules contain different nutrients. Nutrient and weed control granules of different sizes and shapes can separate during application resulting in uneven, inconsistent feeding and weeding.

(photo: SBS particles)

#### SUPER TURF BUILDERPLUS 2 with WEED CONTROL

- Super Turf Builder Plus 2 with Weed Control particles deliver the same ratio of nitrogen, phosphorus, potassium and weed control to every square inch of turf for even, consistent feeding plus better weed control.

OR

### The Scotts Advantage:

#### Tiny, Lightweight Particles For Better Weed Control

Weed killers, work by entering through the weeds leaves. Therefore, its best to apply a weed & feed to a wet lawn, so the particles can stick better to the weeds. Super Turf Builder Plus 2 with Weed Control has tiny, lightweight granules that stick to weed leaves far better than the larger pellets of other weed killer, for better control.

And unlike most weed & feeds, every Scotts All-in-One\* particle contains plant nutrients and the weed control ingredient. Scotts provides consistent feeding and weed control to every square inch of turf for a green, thick lawn with no weeds. Guaranteed!

\*All-in-One = nitrogen, phosphorus, potassium and the weed control ingredient contained in every particle.

#### Super Turf Builder Plus 2 with Weed Control (PHOTO)

-weed leaves for better weed control

- All-in-One particles contain nutrients and weed control ingredient for green, thick lawns with no weeds.

#### Ordinary Mixed Fertilizers (PHOTO)

- Nutrients and the weed control ingredient often in separate particles, resulting in inconsistent weed control and feeding.

## 3 IMPORTANT REASONS WHY MIRACLE-GRO GUARANTEES RESULTS

1. **Clears out dandelions and more than 50 broadleaf weeds** — Controls more than 50 common lawn weeds such as dandelion, clover and chickweed. Effective on both large and small weeds (see list below). Kills roots and all.

11/27

- 2. **Miracle-Gro nutrients help develop a thicker, greener lawn** — Patented timed-release Miracle® Capsules feed your lawn over an extended period of time. There's no overfeeding or underfeeding when you follow the fail-proof directions. The result is a beautiful, thicker, greener lawn.
- 3. **No burning. No surge growth** — Each lawn fertilizer particle provides safe gradual release that won't burn or cause surge growth when applied as directed.

**ADVANTAGES OF SUPER TURF BUILDER PLUS 2 with WEED CONTROL  
SUPERIOR QUALITY**

**SMALL LIGHTWEIGHT GRANULES MEAN BETTER WEED CONTROL.** Most lawn weed controls must be absorbed through the weed's leaves to be effective. Super Turf Builder Plus 2 with Weed Control granules are small and lightweight so they will stay on even the smallest weed leaves. And each Super Turf Builder Plus 2 with Weed Control granule contains weed control and America's favorite lawn fertilizer.

**SCOTTS TRIONIZED® II FORMULA PROVIDES A MORE EFFICIENT NITROGEN THAN EVER BEFORE** to help promote quicker greening.

**THE NITROGEN IN SUPER TURF BUILDER PLUS 2 with WEED CONTROL® IS TIME-RELEASED** to provide a supply of this essential nutrient to help your lawn stay thick and green for up to 6 to 8 weeks.

**EACH SUPER TURF BUILDER PLUS 2 with WEED CONTROL GRANULE CONTAINS NPK AND WEED CONTROL.** We bond Scotts unique controlled-release nitrogen (N) with phosphorous (P) and potassium (K) and a weed control, so your lawn receives a uniform feeding, and effective weed control.

(ILLUS.) Scotts Super Turf Builder Plus 2® with Weed Control	(ILLUS.) Competitive Simple Mixture
<b>EVERY GRANULE CONTAINS NPK AND WEED CONTROL</b>	<b>EACH GRANULE IS A SEPARATE CHEMICAL.</b>
Provides uniform greening with effective weed control.	May cause uneven greening and spotty weed control
Super Turf Builder Plus 2 with Weed Control particles deliver the same ratio of nitrogen, phosphorus, potassium and weed control to every square inch of turf for even, consistent feeding plus better weed control.	Ordinary mixed weed & feeds: Granules contain different nutrients. Nutrients and weed control granules of different sizes and shapes can separate during application resulting in uneven, inconsistent, feeding and weeding.

## WEEDS CONTROLLED

aster	clover (red)	lespedeza (seedling)	scarlet pimpernel
bindweed	clover (white)	lippia (matchweed)	shadflower
bittercress	cudweed	mallow	(whitlowort)
black medic	curly dock	moneywort	shepherdspurse
bristly oxtongue	dandelion	morningglory	smartweed
buckhorn	dichondra	mustard	sow thistle
bull thistle	dollarweed	pennywort	spurweed
burclover	English daisy	pepperweed	stitchwort
butonweed	eveningprimrose	pigweed	threeseeded mercury
Canada thistle	filaree	plantain	thymeleaved
carpetweed	fleabane	prickly lettuce	sandwort
cat'sear (coast dandelion)	ground ivy	puncturevine	vetch
centella	hawkweed	purslane	wild carrot
chickweed	healall	pusley (Florida)	yarrow
chicory	henbit	pussytoes	yellow rocket
cinquefoil	horseweed	ragweed	
clover (hop)	knotweed (seedling)	red sorrel (sheep sorrel)	
	lambquarter		

## HOW WEED CONTROL WORKS

Small, lightweight granules mean better weed control. Most lawn weed controls must be absorbed through the weed's leaves to be effective. The weed control in this product consists of granules that are small and lightweight, so they will stay on **even** the smallest weed leaves. The weed control in Super Turf Builder Plus 2<sup>®</sup> with Weed Control is **absorbed** by the weed's leaves, killing the plant completely, root and all.

## OTHER GREAT TURF BUILDER<sup>®</sup> PRODUCTS FOR YOUR LAWN

To prevent crabgrass, use **Turf Builder Plus Halts<sup>®</sup>**. No one else has a tougher crabgrass preventer. This problem solver forms a protective barrier to stop ugly crabgrass before it starts.

If you don't have weed problems, use **Turf Builder<sup>®</sup>** America's favorite lawn fertilizer. Turf Builder<sup>®</sup> promotes quick, deep greening without the danger of burning.

These great **Turf Builder<sup>®</sup>** products are developed specially by Scotts for the unique needs of your lawn - your satisfaction is unconditionally Guaranteed.

(ILLUS.)

Turf Builder Plus Halts<sup>®</sup>  
Fertilizer Plus Crabgrass Preventer

(ILLUS.)

Turf Builder<sup>®</sup>  
Fertilizer

**FOR BEST RESULTS, APPLY THE  
SCOTTS<sup>®</sup>  
TURF BUILDER<sup>®</sup> Annual Program**

- No more guesswork... apply the right product at the right time for a thick, green, weed-free lawn

- Start anytime . . . just check the month below and apply products at 2 month intervals

13/27

<b>Turf Builder® With Halts® Crabgrass Preventer</b>	<b>Turf Builder® With Plus 2® Weed Control</b>
<ul style="list-style-type: none"> <li>• Apply in early spring (Feb.-April)</li> <li>• Prevents crabgrass and other annual weeds while feeding your lawn. (In the Pacific Northwest, substitute Turf Builder and Moss Control Granules. For St. Augustinegrass, substitute Bonus S. For dormant bermudagrass, substitute Halts.)</li> </ul>	<ul style="list-style-type: none"> <li>• Apply in late spring (April-June)</li> <li>• Kills dandelions and other broadleaf weeds while feeding your lawn. (For St. Augustinegrass substitute Turf Builder.)</li> </ul>
<b>Turf Builder® With Insect Control</b>	<b>Turf Builder®</b>
<ul style="list-style-type: none"> <li>• Apply in summer (June-Aug.)</li> <li>• Kills lawn damaging insects plus fleas while feeding your lawn.</li> <li>• For grub control, apply Scotts® GrubEx® anytime from April to mid-August.</li> </ul>	<ul style="list-style-type: none"> <li>• Apply in fall (Aug.-Nov.)</li> <li>• Important time to feed for a thicker, greener lawn.</li> </ul>

#### Optional Winterizer Feeding

Late Fall

(Sept.-Nov.)

(4 to 6 weeks after Early Fall Turf Builder feeding)

Apply as last feeding in fall to help prepare your lawn for winter

14/27

*(Optional Back Panel Claims)*

Kills dandelions and more than 50 other broadleaf weeds after they sprout and helps make your lawn its thickest, greenest ever.

What to expect: Dandelions and other weeds will be killed in 3 to 4 weeks and your lawn will be greener in 4 to 6 days.

Weed control in Super Turf Builder Plus 2 with Weed Control is absorbed by weed leaves killing the plant completely -- root and all.

Turf Builder® lawn fertilizer contains extra nitrogen, carefully blended with potassium and phosphorus, to make your lawn greener.

- Your lawn will be greener in 4 to 6 days if weather conditions are good (warm soil, some moisture) and application instructions were followed.
- The greening will reach its peak 8 to 10 days after application. The color difference will be more noticeable if your lawn is hungry to begin with.
- Turf Builder works below the soil, too, helping to promote root and rhizome development: this strengthens the grass plants and enables them to produce more blades of grass, and it thickens the lawn with the addition of new grass plants.
- Thin areas of turf will fill in over time (about 6 weeks), creating a more uniformly dense lawn.

*(Optional Info on Lawn Sizing/Application Seasons)*

Coverage Treats (and fertilizes) X,XXX sq ft

How much is enough?

To determine the square footage of your lawn, walk the length and width of your lawn: one average pace equals about 3 feet. Multiply the length of the lawn by the width of the lawn. This equals the area of your lawn in square feet. NOTE: If your lawn has an irregular shape, measure square areas, then add the figures together to reach your total lawn size.

How and when to apply Apply in late spring, summer, or fall.

---

**Now it's easy for you to have a better lawn**

**Save money**

Why even consider a lawn care service? Scotts Annual Program will give you a beautiful lawn for less money.

*Or*

Why even consider a lawn care service? Scotts Lawn Pro Annual Program will give you a beautiful lawn for about one-third the cost.

**Start anytime**

You can start into the Annual Program anytime of the year. Just check the month and select the appropriate Step listed below.

**Simple and easy**

No more guesswork. You simply apply the right product - one Step at a time.

**Guaranteed results**

Each Step is designed to the specific season to help give you a healthier, greener lawn.

<b>Step 1. Early Spring February-April</b>	<b>Step 2. Late Spring April-June</b>	<b>Step 3. Summer June-August</b>	<b>Step 4. Fall August-November</b>
Crabgrass Preventer plus Fertilizer - prevents crabgrass, foxtail, spurge, oxalis, chickweed and other annual weeds while providing deep, thick greening for up to 2 months. This is Scotts best fertilizer plus crabgrass preventer. In the Pacific Northwest, Step™ 1 is "Moss Control plus Fertilizer".	Weed Control Plus Fertilizer - controls dandelions, clover, chickweed and other broadleaf weeds while greening your lawn for up to 2 more months. This is Scotts best weed and feed.	Insect Control plus Fertilizer - controls white grubs, chinch bugs, sod webworms and other lawn insects plus keeps your lawn green through the Summer.	Lawn Fertilizer - specially formulated for the Fall - the best time to develop a stronger root system for a more vigorous, thicker lawn. Helps your lawn green up even quicker next Spring. This is Scotts best fall fertilizer.

**Super Winterizer**

Additional Super Winterizer Feeding

September – November

4 to 6 weeks after Early Fall fertilizer feeding. Apply as last feeding in fall to help prepare your lawn for winter.

**OPTIONAL BACK PANEL CLAIMS - Step 2****If you have questions**

We designed this Program to make having a better lawn as simple and easy as possible. But you may still have some questions about your lawn during the year. If so, you can contact the Scotts Lawn Pro retailer where you bought this Program. They are ready to answer your questions and provide any help or information that you may need. **-OR-** You can get the answers by talking directly with one of Scotts lawn counselors. Simply dial this toll-free number **1-800-543-TURF (in Ohio 1-800-762-4010)**.

**Scotts Policy****No-Quibble Guarantee**

If for any reason you are not satisfied with results after using any Scotts product, you are entitled to get your money back. Simply send us evidence of purchase and we will mail you a refund check promptly.

16/27

SCOTTS...the lawn people  
MARYSVILLE, OHIO 43041

©2000. The Scotts Company. World rights reserved.

**CAN'T FAIL GUARANTEE.** If you are not completely satisfied with the results after using this product, Miracle-Gro will refund your purchase price in full. Simply send proof of purchase and register receipt to Miracle-Gro Lawn Products, Box 888, Port Washington, NY 11050. Can we help you? Call toll free 1-800-529-6569.

Proudly produced in the USA

### Easy To Apply

#### Super Turf Builder Plus 2 with Weed Control -- DIRECTIONS FOR USE

It is a violation of federal law to use this product in a manner inconsistent with its labeling.

This product applies 1.5 pounds of 2,4-D per acre per application. The maximum number of broadcast applications per treatment site is two per year.

#### APPLICATION

- Apply anytime weeds are actively growing (when daytime temperatures are consistently above 60°F). Avoid applying when temperatures are consistently above 90°F.
- Apply on a calm day.
- Apply to moist grass. To help particles stick to weed leaves the grass should be thoroughly watered or wet from dew before applying Super Turf Builder Plus 2® with Weed Control
- On bahia and centipede lawns wait until after the second mowing of the year but NOT before mid-March. In the fall DO NOT treat centipede after the first of October and DO NOT treat bahia after the first of November.
- Do not use this product on flowers, shrubs, fruit or vegetable plants or on creeping bentgrass, St. Augustine, dichondra or lippia lawns. On bermudagrass, bahia, centipede and zoysiagrass lawns, under certain conditions, some temporary discoloration may result.
- This product applies 1.5 pounds of 2,4-D per acre per application. The maximum number of broadcast applications per treatment site is two per year.

#### WATERING OR RAIN

Do not water your lawn for 24 hours after application. Water will wash the weed control off the weed's leaves and reduce the effectiveness of this product.

This product should not be applied if rain is expected within the next 24 hours.



17/21

**IMPORTANT****WHAT TO EXPECT**

Weed stems and leaves will begin to twist and curl in a few days, but a month or more may be required for complete control.

This product will not prevent weed seeds from producing new plants.

**EXTREME TEMPERATURES**

Avoid applying when temperatures are consistently above 90 degrees.

**SEEDING/SODDING/SPRIGGING**

Wait until the new grass has been mowed at least four times before applying Super Turf Builder Plus 2 with Weed Control.

If you are planning to seed, sod or sprig, you should wait at least one month after you have applied Super Turf Builder Plus 2 with Weed Control.

**SPREADER (or Spreading) Tips** For best results, use a Scotts Spreader

Be careful when applying this product near shrubs, flower beds or vegetable gardens as contact with weed control may damage these desirable plants. The Scotts PF Drop Spreaders provide excellent controlled application to protect these areas. When using the EasyGreen™ or SpeedyGreen™ Rotary Spreader take special care near desirable plants.

<b>Spreader Settings (treats X,XXX sq ft)</b>	<b>Scotts Drop Spreaders X</b>	<b>Scotts EasyGreen™ Rotary XX</b>	<b>Scotts SpeedyGreen™ Rotary XX</b>
) Additional Spreader Settings			
Cyclone Rotary	XX	Ortho Drop	X
Central Drop	XX	Green View Drop	X
Sears Drop	XX	Precision Drop	X

(Non-Scotts spreader settings are approximate. You may need to adjust for proper coverage.)

**TIPS ON SPREADING WITH SCOTTS SPREADERS****Scotts Drop:**

- First apply 2 header strips
- Operate spreader the longest way of the lawn
- Overlap wheels to insure uniform feeding
- Shut off spreader when you have reached the header strips or stopped
- Mow lawn first if grass is tall enough to touch the bottom of spreader

**EasyGreen™ Rotary:**

- Slide shut-off lever to the **right**. Application automatically starts and stops when you do
- For complete coverage make each pass about 30 inches from the previous one so some overlapping occurs

**SpeedyGreen™ Rotary:**

- Shut-off spreader **anytime** you stop.
- For complete coverage make each pass about 5 feet from the previous one so some overlapping occurs.
- Avoid applying product in flower beds adjacent to lawns

*(Optional Spreader Instructions)*

**Scotts Drop:** Mow lawn first if grass is tall enough to touch the bottom of the spreader. First apply two header strips. Then operate spreader the longest way of the lawn. Overlap wheel marks to insure uniform feeding. Shut off spreader when you have reached the header strips or stopped.

**Scotts EasyGreen™ Rotary:** Slide shut-off lever to the **right**; application automatically starts and stops when you do. For complete coverage make each pass about 30 inches for the previous one so some overlapping occurs.

**Scotts SpeedyGreen™ Rotary:** Shut off spreader anytime your stop. For complete coverage make each pass about 5 feet from the previous one. so some overlapping occurs. Avoid applying this product on flowers, vegetables and shrub plantings.

	Spreader Setting (covers X,XXX sq ft)
Scotts Drop Spreaders	XX
Scotts EasyGreen™ Rotary	XX
Scotts SpeedyGreen™ Rotary	XX

19/21

There's a Scotts product for every need:

Lawn Problems? Scotts Disease Control Plus Lawn Fertilizer corrects most lawn fungus problems. Scotts Insect Control Plus Lawn Fertilizer corrects most lawn insect problems.

Seeding, sodding, or sprigging, for new lawns, use Scotts Starter™ Fertilizer and follow up in 4 to 6 weeks with Scotts Turf Builder to establish new plantings.

Confused over what to do or when to do it? With Scotts 4-Step™ annual program it is hard to fail. Simply apply Step™ 1 in early spring and another Step™ every two months. You will eliminate weeds and insects and feed your lawn year-round with Scott's best annual program. (NOT for dichondra, St. Augustinegrass and some geographical areas).

Lawn Questions? Questions, Comments, Information

Have questions or need advice?

Call Scott's toll-free consumer hotline:  
1-800-543-TURF (In Ohio, 1-800-762-4010)

"Lawn Success Made Easy" visit Scotts website at [www.scottslawn.com](http://www.scottslawn.com)

**Are you proud of your lawn?**

If you have a lawn success story using Scotts products, we'd like to hear about it. Write to Scotts Consumer Service, 14111 Scottslawn Road, Marysville, Ohio 43041. Photos are welcome.

Open Monday through Saturday  
9:00 am to 5:00 pm EST.

**Scotts Policy  
No-Quibble Guarantee**

If for any reason you are not satisfied with results after using this product, you are entitled to get your money back. Simply send us evidence of purchase and we will mail you a refund check promptly.

Scotts...the lawn people  
Marysville, Ohio 43041

**OPTIONAL DIRECTIONS FOR USE -- Step™ 2**

It is a violation of federal law to use this product in a manner inconsistent with its labeling.

20/27

This product applies 1.5 pounds of 2,4-D per acre per application. The maximum number of broadcast applications per treatment site is two per year.

### Application

- Apply to moist foliage when weeds are actively growing, but not before yellow dandelion blooms have appeared.
- Apply to moist or dry foliage, however, for best results, apply to moist foliage.
- Be careful when applying this product near shrubs, flowerbeds or vegetable gardens as weed control may damage these desirable plants.
- Do not over apply, especially under the drip zone of desirable shrubs and trees, as some of the control ingredients are root absorbed.
- Don't use on dichondra, St. Augustine, creeping bentgrass, bahia, or centipedegrass lawns or on newly seeded or sodded lawns until after the fourth mowing. Don't plant grass for one month after using this product and don't apply when daytime temperatures are consistently 90 degrees or above.
- Allow at least 4-6 weeks between program applications.

### Watering or Rain

- Do not water your lawn for 24 hours after application. Water will wash the weed control off the weed's leaves and reduce the effectiveness of this product.
- This product should not be applied if rain is expected within the next 24 hours.

### Tips on Spreading

#### Scotts Drop:

- Do not apply during windy days.
- First apply 2 header strips.
- Overlap spreader application area to avoid strips of untreated lawn.
- Shut off spreader when you reach the header strip or any time you stop.

#### EasyGreen™ Rotary:

- Slide shut-off lever to the right, application automatically starts and stops when you do
- Avoid misses by making each pass about 30 inches from the previous one so some overlapping occurs

### Scotts Spreader Settings

	Spreader Setting (covers X,XXX sq ft)
Scotts Drop Spreaders	XX
Scotts EasyGreen™ Rotary	XX
Scotts SpeedyGreen™ Rotary	XX

21/27

**Additional Spreader Settings**

(Non-Scotts spreader settings are approximate. You may need to adjust for proper coverage).

- C-2 ..... C
- Cyclone Rotary (Model B) ..... 3
- Central Drop (#205)..... 6
- Sears Drop (Model =19810) ..... 4
- Ortho Drop (#5000 ..... 5
- Greenview Drop (Spread II) ..... 1
- Precision Drop (Red Devil) ..... 5

*(The following instructions to be used on 1,000 sq ft shaker container only)*

APPLICATION RATE (Actual Size) contents of this package covers a 25 ft. by 40 ft. area (1,000 sq ft)

Picture of shaker carton	Use lightweight shaker carton to sprinkle evenly over lawn as shown.	[Picture of dime]
--------------------------	--	-------------------

**If you have questions**

We designed this program to make having a better lawn as simple and easy as possible. But you may still have some questions about your lawn during the year. If so, you can contact the Scotts Lawn Pro retailer where you bought this program. They are ready to answer your questions and provide any help or information that you may need - **OR**-You can get the answer by talking directly with one of Scotts lawn counselors. Simply dial this toll-free number 1-800-543-TURF (in Ohio 1-800-762-4010).

**ALTERNATE SPREADER SETTING SECTION**

**Spreading Tips**

**For best results, use a Scotts spreader**

	Spreader Setting REGULAR RATE covers 5,000 sq.ft.	DIRECTIONS
Scotts Drop Spreaders	X	Mow lawn first; apply 2 longest direction of lawn, overlapping wheel marks.
Scotts EasyGreen <sup>®</sup> Rotary	X	Make each pass about XX header strips; apply inches from previous pass to overlap spread width.
Scotts SpeedyGreen <sup>®</sup> Rotary	X	Make each pass about X feet from previous pass to overlap spread width.

<b>SETTINGS FOR DROP SPREADERS</b>	
	NORMAL
Scotts - all models	XXX
Republic EZ Drop	XXX
Ortho	XXX
Sears, K Gro	XXX
Red Devil	XXX

SETTINGS FOR ROTARY SPREADERS	
	NORMAL
Scotts EasyGreen® (30" spread width)	XXX
Scotts SpeedyGreen® (5' spread width)	XXX
Republic EZ Rotary	XXX
Ortho. Sears. K Gro	XXX
Red Devil	XXX

**When Using A Drop Spreader:** Mow lawn first if grass is tall enough to touch the bottom of the spreader. First apply two header strips. Then operate spreader the longest way of the lawn. Overlap wheel marks to insure uniform feeding. Shut off spreader when you have reached the header strips or when you have stopped.

**When Using A Rotary Spreader:** Shut-off spreader any time you stop. For complete coverage make each pass according to spreader manufacturer's directions so some overlapping occurs.

23/27

CLI SUB-LABEL  
EPA 538-NEW

Feeds and Treats X,XXX square feet

FKONT

**Super Turf Builder  
PLUS 2<sup>®</sup>  
with Weed Control**

*LAWN FERTILIZER AND BROADLEAF WEED CONTROL*

- Builds thick, green turf from the roots up without burning your lawn
- Kills dandelions, chickweed, white clover and most other broadleaf weeds
- Patented formula kills weeds that ordinary weed & feeds miss
- For best results, apply a Turf Builder<sup>®</sup> Annual Program (see back for details)

DO NOT USE ON ST. AUGUSTINEGRASS, FLORATAM, DICHONDRA, LIPPIA, CARPETGRASS OR BENTGRASS LAWNS.

ACTIVE INGREDIENTS:

2,4-D†	1.00%
Mecoprop-p ††	.50%
OTHER INGREDIENTS	98.50%
Total	100.00%

†CAS #94-75-7 ††CAS #16484-77-8  
EPA Reg. No. 538-280 EPA Est 538-OH-1

**KEEP OUT OF REACH OF CHILDREN  
CAUTION**  
See back for additional precautionary statements

**XX-X-X**

NET WEIGHT XX.X lb (X.XX kg)

Made in U.S.A.

24/27

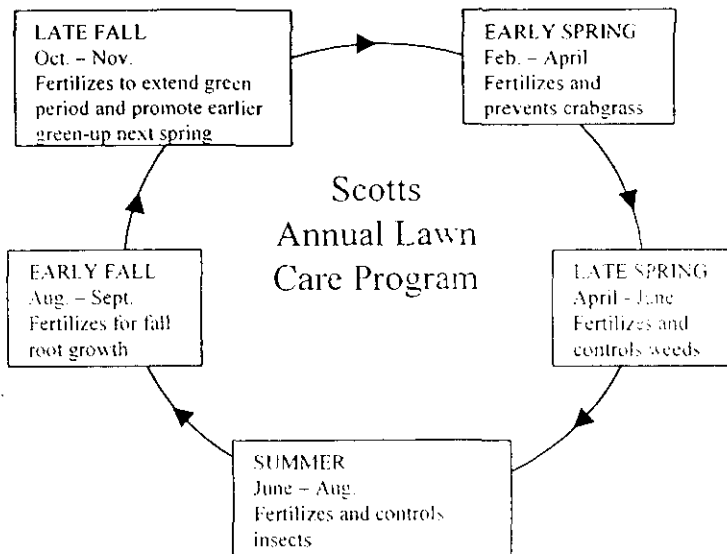
BACK

For best results, apply Scotts® Annual Lawn Care Program.

- Start the program at any time.
- Allow 2 months between applications.

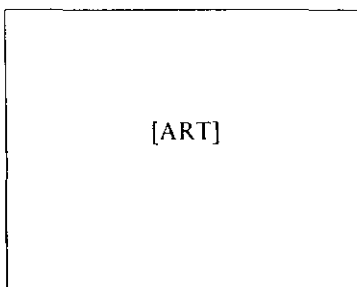
[ART] For lawns in the shaded areas, phone 1-800-543-TURF, or visit our web site at [www.scottslawn.com](http://www.scottslawn.com) for the Annual Lawn Care Program for your area.

DO NOT USE ON ST. AUGUSTINE GRASS, FLORATAM, DICHONDRA, LIPPIA CARPETGRASS OR BENTGRASS LAWNS.



Why Scotts Super Turf Builder Plus 2® with Weed Control is better than the rest:

Granule Size  
Scotts tiny, lightweight granules stick to weed leaves far better than the larger, heavier pellets of other weed & feeds. The better the product adheres to the weed leaves, the better the results!



Scotts Mistake Proof Granules™  
Each Scotts individual granule contains both the weed control ingredient and fertilizing nutrients -- every inch of your lawn receives the proper amount of both. Common weed & feeds utilize separate pellets for each ingredient, resulting in hit-or-miss weed control and fertilization.

OR

The Scotts Advantage:  
Tiny, Lightweight Particles For Better Weed Control

Weed killers, work by entering through the weeds leaves. Therefore, its best to apply a weed & feed to a wet lawn, so the particles can stick better to the weeds. Super Turf Builder Plus 2 with Weed Control has tiny, lightweight granules that stick to weed leaves far better than the larger pellets of other weed killer, for better control.

And unlike most weed & feeds, every Scotts All-in-One\* particle contains plant nutrients and the weed control ingredient. Scotts provides consistent feeding and weed control to every square inch of turf for a green, thick lawn with no weeds. Guaranteed!



25/27

\*All-in-One = nitrogen, phosphorus, potassium and the weed control ingredient contained in every particle.

Super Turf Builder Plus 2 with Weed Control (PHOTO)

-weed leaves for better weed control

- All-in-One particles contain nutrients and weed control ingredient for green, thick lawns with no weeds.


Ordinary Mixed Fertilizers (PHOTO)

- Nutrients and the weed control ingredient often in separate particles, resulting in inconsistent weed control and feeding.

**KEY PRODUCT FACTS**

**Directions for Use**

It is a violation of federal law to use this product in a manner inconsistent with its labeling.

- 1 Make sure that the  grass is wet from dew or sprinkling before applying. (This helps particles adhere to weed leaves to produce best results.)
- 2 Set spreader to the setting indicated by the chart on right before applying.

Spreader Settings covers XXXX sq. ft.


**Scotts Rotary Spreaders Setting**

Scotts SpeedyGreen® X  
Make each pass about 5 feet from previous one to ensure an overlap.

Scotts EasyGreen® XX  
Make each pass about 30 inches from previous one to ensure an overlap.

**Additional Spreader Settings**

**Spreading Tips**  
Apply header strips. Then apply product in longest direction of lawn.



**Scotts Drop Spreaders Setting**

All metal models X  
Make sure spreader wheel completely overlaps previous wheel mark.

All plastic models XX  
Make sure spreader wheel completely overlaps previous wheel mark.

EZ Drop, Republic (#530)..... X  
EZ Broadcast, Republic (#540) X

Red Devil Drop (#FH-22)..... X  
Red Devil Rotary (#FH-22)..... X

26/27

### What To Avoid

- Do not water or mow lawn for at least 24 hours after application. (Granules must remain on weed leaves for 24 hours to be effective.)
- Do not apply if rain is expected within 24 hours.
- Do not apply if day temperatures are regularly below 60° or above 90° F.

ART

- For maximum product effectiveness, keep people and animals off lawn after treatment.

- Apply only to grass. Do not allow granules or dust to drift onto flowers, shrubs, fruit or vegetables.
- Grass should not touch the bottom of a drop spreader. Tall grass should be mowed a day or two before application.
- Delay application on newly seeded, seeded or sprigged areas until new grass has been mowed four times.
- Do not seed, sod or plant grass sprigs until at least one month after using this product.

ART

- Do not apply on St. Augustine grass, Floratam, dichondra, lippia, carpetgrass, or bentgrass.

- On bahia or centipedegrass lawns, wait until after the second mowing of the year, but NOT before mid-March.
- In fall, DO NOT treat centipedegrass after Oct. 1, nor bahiagrass after Nov. 1.
- Apply on a calm day.
- This product applies XX pounds of 2,4D per acre per application. Do not apply more than twice per year.

### Storage and Disposal

ART

- STORAGE: Store in a clean, dry place. Reseal opened bag by folding top down and securing.

- PESTICIDE DISPOSAL: Securely wrap original container in several layers of newspaper and discard in trash.
- CONTAINER DISPOSAL: Do not reuse bag. Discard bag in trash

### First Aid and Environmental Information

ART

- **CAUTION! Keep out of the reach of children and pets. Causes eye irritation. Harmful if swallowed.**

### PRECAUTIONARY STATEMENTS

#### Hazards to Humans and Domestic Animals

ART

Avoid contact with eyes, skin or clothing. After use, remove clothing and launder separately before reuse, wash hands and exposed skin thoroughly with soap and water. Do not allow people (other than the applicator) or pets on treatment area during application, or after treatment until dust (if any) has settled.

#### First Aid:

**If in eyes:** Hold eye open and rinse slowly and gently with water for 15-20 minutes. Remove contact lenses, if present, after first 5 minutes, then continue rinsing eye.

**If on skin:** Take off contaminated clothing. Rinse skin immediately with plenty of water for 15-20 minutes.

**If swallowed:** Call A poison control center or doctor immediately for treatment advice. Have person sip a glass of water if able to swallow. Do not induce vomiting unless told to do so by a poison control center or doctor. Do not give anything by mouth to an unconscious person.

**If inhaled:** Move person to fresh air. If person is not breathing, call 911 or an ambulance, then give artificial respiration, preferably by mouth-t-mouth, if possible.

Call a poison control center or doctor for further treatment advice. Have the product container or label with you when calling poison control center or doctor, or going for treatment.

#### Environmental Hazards:

Do not apply when weather conditions favor drift from target areas. Drift or runoff may adversely affect non-target plants. Do not apply directly to water. Do not contaminate water when disposing of equipment washwaters.

27/27

### Guaranteed Analysis

Super Turf Builder Plus 2 with Weed

Control XX-X-X F643

Total nitrogen (N) ..... XX%

X.X% ammoniacal nitrogen

XX.X% urea nitrogen

XX.X% other water soluble nitrogen\*

X.X% water insoluble nitrogen

Available phosphate (P<sub>2</sub>O<sub>5</sub>) ..... X%

Soluble potash (K<sub>2</sub>O) ..... X%

Derived from: monoammonium phosphate, urea, methylene ureas, and potassium sulfate or muriate of potash.

\*Contains XX% slowly available methylenediurea and dimethy lenetriurea nitrogen.

U.S. Patent No. 4,378,238

Product of U.S.A

The Scotts Company  
14111 Scottslawn Road  
Marysville, Ohio 43041

©2000 The Scotts Company.  
World rights reserved.

### Questions / Information



Phone toll-free  
1-800-543-TURF




Visit our web site  
[www.scottslawn.com](http://www.scottslawn.com)

### Scotts No-Quibble Guarantee™

If for any reason you are not satisfied with results after using any Scotts product, you are entitled to get your money back.

Simply send us evidence of purchase and we will mail you a refund check promptly.



UPC