

538-270

10/18/2005

1/1

ACCEPTED

OCT 18 2005

Under the Federal Insecticide, Fungicide, and Rodenticide Act as amended, for the pesticide registered under EPA Reg. No.

538-270


SCOTT POLICY

No-Quibble Guarantee


SEE BACK FOR DETAILS

(Scotts®)
(Lawn Pro®)

MASTER LABEL
Lawn Pro
Weed and Feed
for Lawns



OPTIONAL FRONT PANEL CLAIMS



Controls dandelions
And over 50 other broadleaf weeds

Thicker, greener turf
--satisfaction guaranteed

- For best results, apply a Scotts Annual Program (See back for details)
- Thick, green, weed-free turf
- "Scotts No-Quibble Guarantee"
- Toll-free Consumer Helpline: 1-800-543-TURF

Scotts® Lawn Pro® PRODUCT

"Available only at authorized Lawn Pro® retailers"

Net Weight XX.XX lbs

X-X-X

(FRONT CONTINUED)


ACTIVE INGREDIENTS:	
2,4-D†	1.18%
Mecoprop-p††	0.59%
OTHER INGREDIENTS	98.23%

†CAS #94-75-7
 ††CAS #16484-77-8

EPA Reg. No. 538-270

EPA Est. No. 538-OH-1

KEEP OUT OF REACH OF CHILDREN
 CAUTION
 See back panel for additional precautionary statements



GUSSETS:

RIGHT GUSSET:

XXXXX

A SCOTTS
Lawn
Pro
PRODUCT

(Scotts®)
(Lawn Pro®)

Weed and Feed
for Lawns

SCOTT POLICY
No-Quibble
Guarantee
SEE BACK FOR DETAILS

LEFT GUSSET:

(Scotts ®)
(Lawn Pro®)

Weed and Feed
for Lawns

SCOTT POLICY
No-Quibble
Guarantee
SEE BACK FOR DETAILS

A SCOTTS
Lawn
Pro
PRODUCT

XXXXX

4/11

BACK:

PULL TAB
And remove for
pour spout
(ILLUS.)

LPW +F XXXXX
5M
PROOF
OF
PURCHASE
(Scotts)

Treats X,XXX sq ft

Easy
Open PULL HERE

Advantages

- **Safe feeding** – won't burn when applied as directed
- **Quick – greening** – usually in 3 to 5 days
- **Long – lasting** – feeds up to 2 months
- **Dependable** – traditional Scots quality
- **Controls more than 50 weeds. . .**

aster
 bittercress
 black medic
 bristly oxtongue
 buckhorn
 bull thistle
 burclover
 buttonweed
 carpetweed
 centella
 chicory
 chickweed
 cinquefoil
 cudweed
 curly dock
 dandelion
 dichondra
 dollarweed
 English daisy
 eveningprimrose
 filaree
 fleabane
 ground ivy

healall
 henbit
 horseweed
 knotweed
 (seedling)
 lambsquarter
 lippia
 mallow
 moneywort.
 morningglory
 mustard
 pennywort
 pepperweed
 pigweed
 plantain
 prickly lettuce
 puncturevine
 purslane
 pusley (Florida)
 ragweed
 scarlet pimpernel
 shadflower
 shepherdspurse

smartweed
 sow thistle
 stitchwort
 thymeleaved sandwort
 vetch
 white clover
 yellow rocket

(OPTIONAL BACK PANEL CLAIMS)

Kills dandelions and more than 50 other broadleaf weeds after they sprout and helps make your lawn its thickest, greenest ever.

What to expect: Dandelions and other weeds will be killed in 3 to 4 weeks and your lawn will be greener in 4 to 6 days.

Weed control in Turf Builder Plus 2 with Weed Control is absorbed by weed leaves killing the plant completely — root and all.

Turf Builder® lawn fertilizer contains extra nitrogen, carefully blended with potassium and phosphorus, to make your lawn greener.

- Your lawn will be greener in 4 to 6 days if weather conditions are good (warm soil, some moisture) and application instructions were followed.
- The greening will reach its peak 8 to 10 days after application. The color difference will be more noticeable if your lawn is hungry to begin with.
- Turf Builder works below the soil, too, helping to promote root and rhizome development; this strengthens the grass plants and enables them to produce more blades of grass, and it thickens the lawn with the addition of new grass plants.
- Thin areas of turf will fill in over time (about 6 weeks), creating a more uniformly dense lawn.

Value-Priced Annual Program*: To improve your lawn, apply the Scotts Lawn Pro Annual Program. Start anytime, just check the month and apply products at two month intervals.

*For an even better lawn. . .consider Scotts Best Annual Program, which provides more feeding and weed control. Your Lawn Pro retailer can help you with this selection.

Crabgrass Preventer Plus Lawn Fertilizer

Early Spring (February – April)

Prevents crabgrass and other weeds while feeding your lawn. (In the Pacific Northwest, substitute Turf Builder with Moss Control. For St. Augustinegrass, substitute Super Bonus S. For dormant Bermudagrass substitute Halts.).

Weed and Feed Weed Control plus Lawn Fertilizer

Late Spring (April – June)

Kills dandelions and other broadleaf weeds while feeding your lawn. (For St. Augustinegrass substitute Super Turf Builder).

Insect Control Plus Lawn Fertilizer

Summer (June – August)

Kills lawn damaging insects, fleas and Brown Dog ticks while feeding your lawn. For grub control, apply Scotts GrubEx anytime from April to mid-August.

Lawn Fertilizer with 2% Iron
Early Fall (August – November)
Important time to feed for a thicker, greener lawn.

Super Winterizer

Late Fall (September – November)

4 to 6 weeks after Early Fall Lawn Fertilizer feeding. Apply as last feeding in fall to help prepare your Lawn for winter.

Scotts and Your Environment “ We care. Scotts products are designed with care to grow thicker, greener lawns. Because green is good. A healthy lawn cleans the air, produces oxygen and prevents runoff and soil erosion. You can make a difference. Help keep our water resources clean. Apply this product only to your lawn, and sweep up any product that lands in the driveway, sidewalk or street back on to your lawn.”

- Kills dandelions and other major lawn weeds.
- Builds thick, green turf from the roots up.
- Kills weeds completely
- Use any of these products next to keep your lawn looking great all season!
 - Turf Builder – Anytime, Use anytime if weeds and insect are not a problem.
 - Turf Builder with Plus 2 Weed Control – Spring, Use to kill broadleaf weeds and build a thick, green lawn
 - Turf Builder with SummerGuard – Summer, Use to kill insects and strengthen your lawn against heat and drought.

Get Expert Advice for your lawn NOW!

- Want information on what to use and when? Signup today to get free expert advice specifically for your lawn. Visit scotts.com or call 1-800-543-TURF (8843)
- Dedicated to a beautiful world® Trusted by generations of homeowners, Scotts is dedicated to helping you enhance and protect the natural beauty of your home environment.

Each Scotts exclusive All-in-one Particle* contain the key feeding nutrients and the weed control ingredients to provide consistent feeding and weed control to every treated square inch of your lawn.

711

How and when to apply [OPTIONAL HEADING]

DIRECTIONS FOR USE

It is a violation of Federal law to use this product in a manner inconsistent with its labeling.

This product applies 1.5 pounds of 2,4D per acre per application. The maximum number of broadcast applications per treatment site is two year.

APPLICATION

- Apply any time weeds are actively growing (when daytime temperatures are consistently above 60°F)
- Apply on a calm day.
- Apply to moist grass. To help particles stick to weed leaves the grass should be thoroughly watered or wet from dew before applying Lawn Pro Weed and Feed for Lawns.
- **Do not use this product on flowers, shrubs, fruit or vegetable plants or on creeping bentgrass, St. Augustine, lippia and dichondra lawns. On bermudagrass lawns, under certain conditions, some temporary discoloration may result.**

WATERING OR RAIN

Do not water your lawn for 24 hours after application. Water will wash the weed control off the weed's leaves and reduce the effectiveness of this product.

This product should not be applied if rain is expected within the next 24 hours.

IMPORTANT

WHAT TO EXPECT

Weed stems and leaves will begin to twist and curl in a few days, but a month or more may be required for complete control.

This product will not prevent weed seeds from producing new plants.

EXTREME TEMPERATURES

Avoid applying when temperatures are consistently above 90 degrees.

SEEDING/SODDING

Wait until the new grass has been mowed at least four times before applying Lawn Pro Weed and Feed for Lawns.

If you are planning to seed, you should wait at least one month after you have applied Lawn Pro Weed and Feed for Lawns.

OPTIONAL SPREADER INFORMATION

Be careful when applying this product near shrubs, flowerbeds or vegetable gardens as contact with weed control may damage these desirable plants. The Scotts PF Drop Spreader provides excellent controlled application to protect these areas. When using the EasyGreen™ Rotary Spreader take special care near desirable plants.

This product cannot be used on dichondra or bentgrass lawns.

Spreading Tips

Spreader Settings	RATE (Treats up to X,XXX sq ft.)
Scotts Drop Spreader	X
Scotts EasyGreen™	X
Scotts SpeedyGreen™	X

Additional Spreader Settings (Non-Scotts spreader settings are approximate. You may need to adjust for proper coverage.)

EZ Drop Republic (#530)X
EZ Broadcast Republic (#540) (5' width)X

TIPS ON SPREADING WITH SCOTTS SPREADERS

Scotts Drop:

- First apply 2 header strips
- Operate spreader the longest way of the lawn
- Overlap wheels to insure uniform feeding
- Shut off spreader when you have reached the header strips or stopped

- Mow lawn first if grass is tall enough to touch the bottom of spreader

EasyGreen™ Rotary:

- Slide shut-off lever to the right. Application automatically starts and stops when you do.
- For complete coverage make each pass about 30 inches from the previous one so some overlapping occurs

SpeedyGreen™ Rotary:

- Shut off spreader anytime you stop
- For complete coverage make each pass about 5 feet from the previous one so some overlapping occurs
- Avoid applying product in flower beds adjacent to lawns

How to Apply

Set Spreader

Spreading Tips

Apply header strips. Then apply product in longest direction of lawn. For best results, use a Scotts Spread

Spreader Settings

Scotts Broadcast/Rotary Spreaders

Each pass should be about 5 feet of each other to ensure overlap

Scotts Basic, Standard, Deluxe Edgeguard, Lawn Pro or Speedy Green® X

Scotts EasyGreen® X

Scotts Drop Spreaders

Make sure spreader wheel completely overlaps previous wheel marks.

AccuGreen® X

For additional spreader settings, please call 1-800-543-TURF (8873)

**KEEP OUT OF REACH OF CHILDREN
CAUTION
PRECAUTIONARY STATEMENTS**

Hazards to Humans and Domestic Animals: CAUTION. Harmful if swallowed. Avoid inhalation and contact with skin, eyes, or clothing. Avoid contamination of feed or foodstuffs. Do not contaminate water used for irrigational or domestic purposes.

Do not allow people (other than applicator) or pets on treatment area during application. Do not enter treatment areas until spray or dust has settled.

When using this product, wear long-sleeved shirt, long pants, socks and shoes.

After using this product, remove clothing and launder separately before reuse, and promptly and thoroughly wash hands and exposed skin with soap and water.

FIRST AID

If in eyes: Hold eye open and rinse slowly and gently with water for 15-20 minutes. Remove contact lenses, if present, after first 5 minutes, then continue rinsing eye. **If on skin or clothing:** Take off contaminated clothing. Rinse skin immediately with plenty of water for 15-20 minutes. **If swallowed:** Call A poison control center or doctor immediately for treatment advice. Have person sip a glass of water if able to swallow. Do not induce vomiting unless told to do so by a poison control center or doctor. Do not give anything by mouth to an unconscious person. **If inhaled:** Move person to fresh air. If person is not breathing, call 911 or an ambulance, then give artificial respiration, preferably by mouth-to-mouth, if possible.

Call a poison control center or doctor for further treatment advice. Have the product container or label with you when calling poison control center or doctor, or going for treatment.

Environmental Hazards: Do not apply when weather conditions favor drift from target area. Do not contaminate water used for irrigation or domestic purposes. Drift or runoff may adversely affect non-target plants. Do not apply directly to water or wetlands (swamps, bogs, marshes, and potholes). Do not contaminate water when disposing of equipment washwaters.

STORAGE: Store in clean, dry place. Reseal opened bag by folding top down and securing.

DISPOSAL: **If Empty:** Do not reuse this container. Place in trash or offer for recycling if available.

If Partly Filled: Call your local solid waste agency or 1-800-CLEANUP for disposal instructions. Never place unused product down any indoor or outdoor drain.

EPA Reg. No. 538-270
Lawn Pro Weed & Feed for Lawns

643-1178

EPA Est. 538-OH-1
X-X-X

Guaranteed Analysis

Total nitrogen (N) X%
 0.5% ammonical nitrogen
 27.5% urea, methylene ureas nitrogen*
 0.8% water insoluble nitrogen
Available phosphoric acid (P₂O₅) X%
Soluble Potash (K) X%

Derived from: urea, methylene ureas, ammoniated phosphate and potassium chloride.

*Contains X.X% slowly available methylenediurea and dimethylenetriurea nitrogen.

US Pat No 4,378,238
Product of USA
The Scotts Company
14111 Scottslawn Road
Marysville, Ohio 43041

Scotts Policy No-Quibble Guarantee

If for any reason you, the consumer, are not satisfied [with results] after using this product, you are entitled to get your money back. Simply send us evidence of purchase and we will mail you a refund check promptly.

Scotts... the lawn people

© 2005. The Scotts Company. World rights reserved.

Questions?

Call Scotts' toll-free
Consumer Helpline:
1-800-543-TURF (8873)

phone
graphics

Your Do-It-Yourself Lawn Headquarters

Scotts Lawn Pro retailers can provide you with the do-it-yourself expertise and products to have a beautiful Scotts lawn simply and easily... for less money than hiring a lawn service. That's why we call them Lawn Pros!

"Lawn success made easy"
Visit Scotts website at www.scotts.com