

PM 25 538-240

1 of 4

ACCEPTED
JAN 10 1994
Under the Federal Insecticide,
Fungicide, and Rodenticide Act.
Registration No. 525-240

Storage and disposal


Do not contaminate water, food or feed by storage or disposal or cleaning of equipment.

STORAGE: Store product in original container, away from pesticides, fertilizers, food or feed.

PESTICIDE DISPOSAL: Do not contaminate water, food, or feed by storage, disposal or cleaning of equipment. Wastes resulting from the use of this product may be disposed of on the ground or an approved waste disposal facility.

CONTAINER DISPOSAL: Triple rinse (or equivalent) the container and then offer for recycling or reconditioning, or puncture and dispose of in a sanitary landfill, by incineration, or by burning, if allowed by State and local authorities. If burned, stay out of smoke.

8600



Net Weight 2.6 oz.
KEEP OUT OF REACH OF CHILDREN
CAUTION

ACTIVE INGREDIENT: Mesathuron Methyl Methyl 2-[[[[(1-methoxy-6-methyl-1,3,5-triazin-2-yl)amino]carbonyl]amino]ethoxy]ethanesulfonate 95.90%
INERT INGREDIENTS: 4.10%
Total 100.00%

See back panel for additional precautionary statements.
Recommended For Use By
Professional Turfgrass Managers

See accompanying instruction sheet for Directions for Use and additional precautions.

IMPORTANT

DO NOT USE ON FOOD OR FEED CROPS. Injury to or loss of desirable types or other plants may result from failure to observe the following: Do not apply Scalis PreTurf DMC Weed Control (except as recommended) or drain or flush equipment on or near desirable trees or other plants, or on areas where their roots may extend or in locations where the chemical may be washed or moved into contact with their roots.

Do not apply to any body of water, including streams, irrigation water or wells. Do not apply where runoff water may flow onto agricultural land, or injury to crops may result.

©1992, The O.M. Scott & Son Company. All rights reserved.

8600

PRECAUTIONARY STATEMENTS

Hazards to Humans and Domestic Animals: CAUTION: Avoid if absorbed through skin. Causes eye irritation. Avoid contact with skin, eyes or clothing. Avoid breathing dust or spray mist. Application and other handling must wear long-sleeved shirt and long pants, waterproof gloves, shoes plus socks.

Harvest clothing and other absorbent materials that have been directed to be heavily contaminated with this product's ingredients. Do not wear them. Follow manufacturer's instructions for decontaminating PPE. Do not wash clothes for protection, use detergent and hot water. Dry and reuse PPE separately from other laundry.

Other Safety Precautions/Directions: None listed.
• Wash hands before eating, drinking, smoking, using tobacco or using the toilet.
• Remove clothing immediately if pesticide gets inside. Then wash thoroughly and get to clean clothing.
• Remove PPE immediately after handling this product. Wash the outside of gloves before removing. As soon as possible, wash thoroughly and change into clean clothing.

Statement of Pesticidal Treatment: In case of contact with eyes, immediately flush with plenty of water. If on skin, wash with plenty of soap and water. Do not rub affected skin. Remove jewelry.

Environmental Statement: Do not apply directly to water, or to areas where surface water is present or to saturated areas below the water table. Do not contaminate water when disposing of equipment washwater.

EPA Reg. No. 525-240 EPA Est. 525-240-1 U.S. Patent 4,263,712 Manufactured by ProTurf Products, The O.M. Scott & Son Company, 1911 Southwest Road, Reynolds, Ohio 45344

BEST AVAILABLE COPY

1274

INSTRUCTION SHEET



DMC Weed Control

- provides control of bahiagrass in bermudagrass areas
- provides control of annual and perennial weedy grasses and broadleaf weeds, including rosette- and vining-type dicots

Net Weight 2.0 oz. (56g)

Recommended For Use
By Professional
Turfgrass Managers

8600

KEEP OUT OF REACH OF CHILDREN CAUTION PRECAUTIONARY STATEMENTS

Hazards to Humans and Domestic Animals: Harmful if absorbed through skin. Causes eye irritation. Avoid contact with skin, eyes or clothing. Avoid breathing dust or spray mist. Applicators and other handlers must wear: Long-sleeved shirt and long pants, waterproof gloves, shoes plus socks.

Discard clothing and other absorbent materials that have been drenched or heavily contaminated with this product's concentrate. Do not reuse them. Follow manufacturer's instructions for cleaning/maintaining PPE. If no such instructions for washables, use detergent and hot water. Keep and wash PPE separately from other laundry.

User Safety Recommendations:

- Users should:
- Wash hands before eating, drinking, chewing gum, using tobacco or using the toilet.
 - Remove clothing immediately if pesticide gets inside. Then wash thoroughly and put on clean clothing.
 - Remove PPE immediately after handling this product. Wash the outside of gloves before removing. As soon as possible, wash thoroughly and change into clean clothing.

Statement of Practical Treatment: In case of contact with eyes, immediately flush with plenty of water. If on skin, wash with plenty of soap and water. Get medical attention if irritation persists.

Environmental Hazards: Do not apply directly to water, or to areas where surface water is present or to intertidal areas below the mean high water mark. Do not contaminate water when disposing of equipment washwaters.

ACTIVE INGREDIENT:
Metsulfuron Methyl (Methyl 2-[[[4-(methoxy-6-methyl-1,3,5-triazin-2-yl)-amino]carbonyl]amino]sulfonylethanoate) 60.00%

INERT INGREDIENTS: 40.00%

Total 100.00%

EPA Reg. No. 538-240 EPA Est. 538-OH-1
U.S. Patent 4,383,113
Distributed by: ProTurf Division
The O.M. Scott & Sons Company
14111 Scottslawn Road
Marysville, Ohio 43041
© 1992 The O.M. Scott & Sons Company. All rights reserved.

Directions for use

It is a violation of Federal law to use this product in a manner inconsistent with its labeling. Do not apply this product in a way that will contact workers or other persons, either directly or through drift. Only protected handlers may

be in the area during application. For any requirements specific to your State or Tribe, consult the Agency responsible for pesticide regulation.

Agricultural use requirements

Use this product only in accordance with its labeling and with the Workers Protection Standard, 40 CFR part 170. This standard contains requirements for the protection of agricultural workers on farms, forests, nurseries, and greenhouses and handlers of agricultural pesticides. It contains requirements for training, decontamination, notification and emergency assistance. It also contains specific instructions and exceptions, pertaining to the statements on this label about personal protective equipment (PPE) and restricted-entry interval. The requirements in this box only apply to uses of this product that are covered by the Worker Protection Standard.

Do not enter or allow worker entry into treated areas during the restricted-entry interval (REI) of 12 hours.

PPE required for entry to treated areas that is permitted under the Worker Protection Standard and that involves contact with anything that has been treated, such as plants, soil, or water is: coveralls, waterproof gloves, shoes plus socks.

Controls the following perennial and annual weedy grasses:

bahiagrass foxtail ryegrass

Controls the following broadleaf (dicot) weeds:

annual sowthistle	lambquarters
aster	lespedeza
bitercress	miners lettuce
blue mustard	parsley-piert
Brazil pusley	Pennsylvania
buckhorn	smartweed
bur buttercup	plantain
Canada thistle	prickly lettuce
chicory	prostrate knotweed
clover (white)	prostrate spurge
common chickweed	pursley, Florida
common groundsel	ragweed
common mullein	redroot pigweed
common purslane	redstem flaxweed
common sunflower	seeding dogfennel
common yarrow	shepherdspurse
creeping	sida (southern)
baggaweed	smallseed flaxweed
crown vetch	smooth pigweed
curly dock	spurweed
dandelion	sweet clover
dog fennel	tansy mustard
dollarweed	treacle mustard
field pennycress	tumble mustard
Florida betony	wild carrot
ground ivy	wild celery
henbit	wild lettuce
hoarycress	wild mustard
(whitlop)	wood sorrel
kochia	

For use only on Kentucky bluegrass, fine fescue, bermudagrass, centipedegrass, St. Augustinegrass and Zoysiagrass (Meyer and Emerald) turf areas.

How to use

Use spray volumes of 20-80 gal./acre and pressures of 25-35 psi at the following rates of Scotts ProTurf DMC Weed Control 60 for the weeds listed below:

0.25 TO 0.25 OZ. PRODUCT/ACRE
ryegrass (greens)

0.25 TO 0.25 OZ. PRODUCT/ACRE

bitercress	field pennycress
blue mustard	ground ivy (Fall)
bur buttercup	parsley-piert
chickweed	spurweed
creeping	redstem flaxweed
baggaweed	white clover
dandelion	wild carrot

0.25 TO 0.25 OZ. PRODUCT/ACRE

annual sowthistle	ryegrass (fairways)
aster	seeding dogfennel
Carolina geranium	shepherdspurse
common yarrow	smooth pigweed
crown vetch	smallseed flaxweed
Florida betony	sweet clover
ground ivy (Spring)*	tansy mustard
henbit	treacle mustard
lambquarters	tumble mustard
lespedeza	wild celery
miners lettuce	wild paric
plantain	wild lettuce
prickly lettuce	wild onion
ragweed	wood sorrel
redroot pigweed	(oxalis)

0.25 TO 0.25 OZ. PRODUCT/ACRE

bahiagrass**

0.25 TO 1.0 OZ. PRODUCT/ACRE

Brazil pusley	foxtail
buckhorn plantain	hoarycress
Canada thistle**	(whitlop)
curly dock	kochia
common groundsel	Pennsylvania
common purslane	smartweed
common sunflower	prostrate knotweed
dog fennel	sida (southern)
dollarweed*	wild mustard
Florida pusley	

* A repeat application may be required in 2-6 weeks.

** Suppression only involving a visual reduction in competition compared to an untreated area.

The required amount of DMC Weed Control should be added when the spray tank is half full of water and, with agitator running, add the proper amount of product. Finish adding the required amount of water. Continuous agitation is required to keep the product in suspension.

Spray preparations of this product may degrade in acid solutions if not used in 24 hours; it is stable in alkaline solutions. Thoroughly resagitate before using.

Tank mixes with other registered herbicides should be tested for compatibility before full scale mixing. Use mechanical or bypass agitation to thoroughly mix the spray suspension. It is not necessary to premix this product with water in a separate container prior to adding it to the spray tank. DMC Weed Control should

BEST AVAILABLE COPY

always be added to the tank first, before any other herbicides or adjuvants.

Use on Kentucky Bluegrass/Fine Fescue: Apply 0.25-0.5 oz. of Scotts ProTurf DMC Weed Control per acre for control of the listed weeds. Do not exceed 0.5 oz. per acre within a 9-month period.

Use on St. Augustinegrass/Bermudagrass, and Zoysiagrass (Meyer and Emerald): Apply 0.25 to 1.0 oz. of Scotts ProTurf DMC Weed Control per acre for weed control. Some chlorosis or stunting of the turfgrass may occur following application.

Bahiagrass Control: For the selective control of bahiagrass in bermudagrass turf, use 0.25 to 0.75 oz. of Scotts ProTurf DMC Weed Control per acre. Use the lower rate for Pensacola bahiagrass control. Use the higher rates of the range on Argentine, Common and Paraguayan bahiagrass. Apply a repeat treatment in 4-6 weeks if necessary. Some chlorosis or stunting of the bermudagrass may occur following the application.

Use on Centipedegrass: Apply 0.25 to 0.5 oz. of this product per acre for weed control. Some chlorosis or stunting of the turfgrass may occur following the application.

Precautions

Use the lower rates for minimum chlorosis of the turf.

Do not apply Scotts ProTurf DMC Weed Control to turf under stress from drought, insects, disease, cold temperatures, high temperatures of above 85°F on cool season grasses, or poor fertility as injury may result.

Do not apply to turf less than 1 year old.

Do not use on bahiagrass where it is the desired turf, as severe injury may result.

Do not plant ornamentals such as shrubs and trees in treated areas for at least 1 year after the last application, or bedding plants for at least 2 years.

Important

Addition of a nonionic surfactant of at least 80% active ingredient at 0.25 percent by volume (1 qt / 100 gal.) provides maximum performance, but may temporarily increase chlorosis of the turf.

Allow one week between the application of Scotts ProTurf DMC Weed Control and other control (pesticide containing) products. This guideline can be relaxed where severe insect or disease attack requires immediate treatment.

DO NOT USE ON FOOD OR FEED CROPS. Injury to or loss of desirable trees or other plants may result from failure to observe the following: Do not apply Scotts ProTurf DMC Weed Control (except as recommended) or drain or flush equipment on or near desirable trees or other plants, or on areas where their roots may extend or in locations where the chemical may be washed or moved into contact with their roots.

When overseeding, wait 2 months (8 weeks) after application

Do not apply to any body of water, including streams, irrigation water or wells. Do not apply where runoff water may flow onto agricultural land, as injury to crops may result.

In storage, keep from contact with fertilizers, insecticides, fungicides and seeds.

Do not apply DMC Weed Control during periods of intense rainfall or to water-saturated soils as off-target movement may occur.

Do not apply this product through any type of irrigation system.

Do not allow spray drift onto adjacent crops or other desirable plants or trees as injury may occur.

Follow these practices to minimize drift:

- Stop spraying if wind speed becomes excessive. Spray drift can occur at wind speeds less than 10 MPH. If sensitive plants are downwind, extreme caution must be used. Do not spray if winds are gusty.
- High temperatures, drought, and low relative humidity increase the possibility of harmful spray drift. Caution must be used when these conditions are present and sensitive plants are nearby.
- Use large droplet size sprays to minimize drift.
- Use spray pressures of 35 psi or less when applying this product.

Sprayer cleanup

Immediately after spraying thoroughly remove all traces of DMC Weed Control from mixing and spray equipment as follows:

- 1) Drain tank, rinse interior surface of tank, then flush tank, boom and hoses with clean water for a minimum of 5 minutes.
- 2) Fill the tank with clean water, then add an ammonia cleaning solution. Use one gallon ammonia (containing 3% active) per 100 gallons of water. Turn on sprayer long enough to flush through boom, hoses and nozzles. Stop spraying, but keep agitator working in the tank for 15 minutes, then drain.
- 3) Repeat Step 2.
- 4) Repeat Step 1.
- 5) Nozzles and screens should then be removed and cleaned separately. To remove traces of cleaning solution, rinse the tank thoroughly with clean water and flush through hoses and boom.
- 6) Flush boom and hoses with clean water for 5 minutes just prior to using the sprayer for the first time after the DMC Weed Control application.

Storage and disposal

Do not contaminate water, food or feed by storage or disposal.

STORAGE: Store product in original container, away from pesticides, fertilizer, food or feed.

PESTICIDE DISPOSAL: Do not contaminate water, food, or feed by storage, disposal or

cleaning of equipment. Wastes resulting from the use of this product may be disposed of on site or at an approved waste disposal facility.

CONTAINER DISPOSAL: Triple rinse (or equivalent) the container and then offer for recycling or reconditioning, or puncture and dispose of in a sanitary landfill, by incineration, or by burning, if allowed by State and local authorities. If burned, stay out of smoke.

LIMITATION OF LIABILITY

This product has been researched to provide necessary data to support its uses listed on the label. However, the user should understand that tests have not been carried out under all possible use conditions, and that Scotts cannot and does not warrant that the product is compatible with any other chemical, or that user's mechanical equipment is appropriate to maintain the product in suspension. User should conduct its own compatibility testing, and should test its mixes and equipment thoroughly before using the product. The user should exercise judgement and caution when using this product on a given turfgrass variety until familiar with the performance under his growing conditions. Accordingly, SCOTT'S MAKES NO WARRANTY OR REPRESENTATION, EXPRESS OR IMPLIED, CONCERNING THE RESULTS TO BE OBTAINED FROM THE USE OF THIS PRODUCT IF NOT USED IN ACCORDANCE WITH DIRECTIONS ON THE LABEL. The exclusive remedy of the user or Buyer, and the limit of liability of The O.M. Scott & Sons Company or any other Seller, for any and all losses, damages and injuries resulting from the use or handling of this product shall be the purchase price paid by the user or Buyer for the quantity of this product involved. The Buyer and users are deemed to have accepted the terms of this Notice, which may be varied only by agreement in writing, signed by a duly authorized representative of The O.M. Scott & Sons Company.



Distributed by:
ProTurf Division
The O.M. Scott & Sons Company
Marysville, Ohio 43041

© 1983 The O.M. Scott & Sons Company. All rights reserved.

020002

Printed in U.S.A.

BEST AVAILABLE COPY

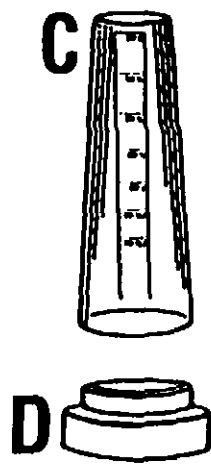
4 of 4

STEP-BY-STEP
INSTRUCTIONS
FOR REASONABLY
ACCURATE*
MEASUREMENT OF:

DMC Weed Control

FOLD OUT FOR
ILLUSTRATED
INSTRUCTIONS

*Volume Accuracy - 7.5%. Weighing required for more precise measurement.



MEASURING
INSTRUCTIONS
to be used with:



DMC Weed Control



Distributed by:
ProTurf Division
The O.M. Scott & Sons Company
14111 Scottslawn Road
Marysville, Ohio 43041

Printed in U.S.A.
All rights reserved.

1. Remove cap (A)
from container (B).

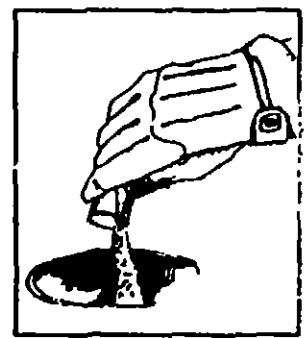
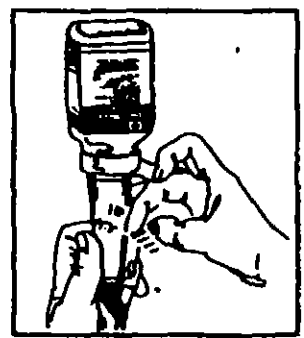


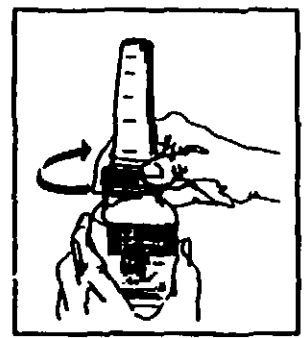
2. Place new cap (D)
and clear plastic
measuring tube (C)
on container.

3. Twist cap (D)
a quarter turn
counterclockwise
to expose opening
in lid.

4. Invert container so
material falls into
measuring tube.
Twist cap to control
and stop flow.

5. Tap measuring
tube to level
material. Check
for correct number
of ounces.

6. Carefully twist and
separate measuring
tube from cap (D)
and pour DMC Weed
Control into spray
tank.



BEST AVAILABLE COPY