

538-237

4/4/2011

1 of 29



UNITED STATES ENVIRONMENTAL PROTECTION AGENCY  
WASHINGTON, D.C. 20460

OFFICE OF CHEMICAL SAFETY  
AND POLLUTION PREVENTION

Cheryl H. Prinster  
The Scotts Company LLC  
14111 Scotts Lawn Road  
Marysville, Ohio 43041

APR 4 2011

Subject: Label Notification; Per PR-Notice 98-10  
Landscaper Lawn Fertilizer with Crabgrass Control  
EPA Reg. No. 538-237  
Date Submitted: February 23, 2011

Dear Ms. Prinster:

The Agency is in receipt of your Application for Pesticide Notification under Pesticide Registration Notice (PRN) 98-10 dated February 23, 2011 for the product referenced above. The Registration Division (RD) has conducted a review of this request for its applicability under PRN 98-10 and finds that the action requested falls within the scope of PRN 98-10. The label submitted with the application has been stamped "Notification" and will be placed in our records.

If you have any questions regarding this letter, please contact Jasmine Branch at (703) 347-0351 or [branch.jasmine@epa.gov](mailto:branch.jasmine@epa.gov).

Sincerely,

A handwritten signature in black ink, appearing to read "Kable Bo Davis".

Kable Bo Davis  
Product Manager 25  
Herbicide Branch  
Registration Division (7505P)

20129

Please read instructions on reverse before completing form.

Form Approved MB No. 2070-0060. Approval expires 05-31-98

EPA

United States  
Environmental Protection Agency  
Washington, DC 20460

Registration  
 Amendment  
 Other

OPP Identifier Number  
538237LBL20100216

Application for Pesticide - Section I

1. Company/Product Number 538-237	2. EPA Product Manager Kable Davis	3. Proposed Classification <input checked="" type="checkbox"/> None <input type="checkbox"/> Restricted
4. Company/Product (Name) The Scotts Company / Landscaper Lawn Fertilizer with Crabgrass Control	PM# 25	
5. Name and Address of Applicant (Include ZIP Code) The Scotts Company 14111 Scottslawn Rd Marysville, OH 43041 <input type="checkbox"/> Check if this is a new address	6. Expedited Review. In accordance with FIFRA Section 3(c)(3)(b)(I), my product is similar or identical in composition and labeling to:  EPA Reg. No. _____ Product Name _____	

Section II

<input type="checkbox"/> Amendment - Explain below.	<input type="checkbox"/> Final printed labels in response to Agency letter dated 07/31/07.
<input type="checkbox"/> Resubmission in response to Agency letter dated	<input type="checkbox"/> "Me Too" Application
<input checked="" type="checkbox"/> Notification - Explain below.	<input type="checkbox"/> Other - Explain below.

NOTIFICATION

APR - 4 2011

Label Notification - Resubmission of one highlighted and one clean copy of the updated master label for EPA Reg. No. 538-237 - Landscaper Lawn Fertilizer with Crabgrass Control. (Original Notification dated 02/16/10) Notification to add "Nonrefillable container. Do not reuse or refill this container." language to Storage and Disposal in accordance with PR Notice 2007-4. See cover letter for certification statement.

Section III

1. Material This Product Will Be Packaged In:				2. Type of Container	
Child-Resistant Packaging <input type="checkbox"/> Yes* <input checked="" type="checkbox"/> No	Unit Packaging <input type="checkbox"/> Yes <input checked="" type="checkbox"/> No	Water Soluble Packaging <input type="checkbox"/> Yes <input checked="" type="checkbox"/> No		<input type="checkbox"/> Metal	<input type="checkbox"/> Plastic
*Certification must be submitted	If "Yes" Unit Packaging wgt.	No. per Container	If "Yes" Package wgt.	<input type="checkbox"/> Glass	<input type="checkbox"/> Paper
				<input checked="" type="checkbox"/> Other (Specify) plastic bag	
3. Location of Net Contents Information <input checked="" type="checkbox"/> Label <input type="checkbox"/> Container		4. Size(s) Retail Container 50 lb, 46.29 lb, 15.43 lb		5. Location of Label Directions <input checked="" type="checkbox"/> On Label <input type="checkbox"/> On Labeling accompanying product	
6. Manner in Which Label is Affixed to Product <input type="checkbox"/> Lithograph <input checked="" type="checkbox"/> Other Flexographic <input type="checkbox"/> Paper glued <input type="checkbox"/> Stenciled					

Section IV

1. Contact Point (Complete items directly below for identification of individual to be contacted, if necessary, to process this application.)		
Name Cheryl H. Prinster	Title Senior Analyst	Telephone No. (Include Area Code) (937) 644-7296

Certification

I certify that the statements I have made on this form and all attachments thereto are true, accurate and complete. I acknowledge that any knowingly false or misleading statement may be punishable by fine or imprisonment or both under applicable law.

6. Date Application Received (Stamped)

2. Signature The Scotts Company BY:	3. Title Senior Analyst, Regulatory Affairs
4. Typed Name Cheryl H. Prinster	5. Date February 23, 2011



**The Scotts Company LLC**

*and Subsidiaries*

February 23, 2011

Mr. Kable Davis  
Document Processing Desk (NOTIF)  
Office of Pesticide Programs (7504P)  
U.S. Environmental Protection Agency  
Room S-4900, One Potomac Yard  
2777 S. Crystal Drive  
Arlington, VA 22202

Re: Label Notification **Resubmission**  
Original Submission dated February 16, 2010  
Landscaper Lawn Fertilizer with Crabgrass Control  
EPA Reg. No. 538-237

Dear Mr. Davis:

The Scotts Company is notifying the Agency of a revision to the label for EPA Reg. No. 538-237, Landscaper Lawn Fertilizer with Crabgrass Control. The sole revision is the addition of the container disposal wording "Nonrefillable container. Do not reuse or refill this container." to the Storage and Disposal sections on the label. This language is highlighted in yellow. The Scotts Company believes that this is in full compliance with PR Notice 2007-4 and the submission is in accordance with the procedures in PR Notice 98-10.

This revision is being made to the most recent Master Label that was stamped Notification by the Agency on July 31, 2007. Language that subsequently has been added and accepted via Notifications has been added to the enclosed Master Label and highlighted in green. Likewise language that was added or revised in response to the EPA comments dated July 31, 2007 has been highlighted in green.

In support of this action, please find enclosed the following documents:


- Application form (EPA Form No. 8570-1)
- One (1) "highlighted" copy of the master label
- One (1) "clean" copy of the master label

If you have any questions regarding this submission, please do not hesitate to contact me 937-644-7296.

14111 Scottslawn Road  
Marysville, Ohio 43041  
Direct line: 937-644-7296  
Facsimile: 937-578-7075  
Email: Cheryl.Prinster@Scotts.com

Notification of label change per PR Notice 2007-4. This notification is consistent with the guidance in PR Notice 2007-4 and the requirements of EPA's regulations at 40 CFR §§ 156.10, 156.140, 156.144, 156.146, and 156.156. No other changes have been made to the labeling or the Confidential Statement of Formula for this product. I understand that it is a violation of 18 U.S.C. Sec. 1001 to willfully make any false statement to EPA. I further understand that if the amended label is not consistent with the requirements of 40 CFR §§ 156.10, 156.140, 156.144, 156.146, and 156.156, this product may be in violation of FIFRA and I may be subject to enforcement action and penalties under sections 12 and 14 of FIFRA.

Sincerely,



Cheryl H. Prinster  
Senior Scientist

Enclosures

Handwritten marks and symbols, possibly a signature or initials, located in the bottom right corner of the page.

Note to PM:

EPA Reg. No. 538-237

**Bold, italicized text is information for the reader and is not part of the label.**

[Bracketed information is optional.] Text separated by / denotes and/or options.

Underline text is new. -Strike-through-text-is-being-deleted-

~~Notifications dated 9/15/08, 2/29/08, 10/16/07, Comments 7/31/07~~ Notification submitted 2/16/10

**MASTER LABEL**

[Note to PM: Professional Label]



**Landscaper Lawn Fertilizer with Crabgrass Control**

EPA Reg No 538-237

2 IN 1 FORMULA – Prevents weeds & Feeds the Turf

- Highly effective pre-emergent control of crabgrass, foxtail, spurge, oxalis, and other grassy and broadleaf weeds
- Specially formulated with Scotts<sup>®</sup> Poly-S<sup>®</sup> controlled release fertilizer, lasting up to 3 months

ACTIVE INGREDIENT:

Pendimethalin† ..... 1.12%

OTHER INGREDIENTS: ..... 98.88%

Total ..... 100.00%

†CAS #40487-42-1

EPA Reg. No. 538-237

EPA Est. Nos. 8378-IN-1<sup>K</sup> 35512-FL-2<sup>H</sup>

538-OH-1<sup>S</sup>

Superscript is first letter of run code on end of container

**NOTIFICATION**

**APR - 4 2011**

KEEP OUT OF REACH OF CHILDREN

CAUTION

SEE BACK FOR ADDITIONAL PRECAUTIONARY STATEMENTS

**Net Weight 50 lb (22.68 kg)**

30-3-4

[BOTTOM]

Landscaper Lawn Fertilizer with Crabgrass Control

XXXXX

APPLY ANYTIME

30-3-4 FEEDS up to 16,200 SQ FT

[LEFT GUSSET]

98630

[UPCI]

Landscaper Lawn  
Fertilizer with Crabgrass  
Control

032247986304

538-237.20100216.NOTIF

20070731SAL

Note to PM:

EPA Reg. No. 538-237

**Bold, italicized text is information for the reader and is not part of the label.**

[Bracketed information is optional.] Text separated by / denotes and/or options.

Underline text is new. -Strike-through-text-is-being-deleted.

Notifications dated 9/15/08, 2/29/08, 10/16/07, Comments 7/31/07 Notification submitted 2/16/10

[RIGHT GUSSET]

Landscaper Lawn  
Fertilizer with Crabgrass  
Control

[UPC]

98630

032247986304

BACK]

[DIAGONAL LINE - SCISSORS ART]

[ART: Product Selection Wheel] [ART: Product Selection Wheel]

**FIRST AID**

**If on skin or clothing:** Take off contaminated clothing. Rinse skin immediately with plenty of water for 15-20 minutes.

**If in eyes:** Hold eye open and rinse slowly and gently with water for 15-20 minutes. Remove contact lenses, if present, after first 5 minutes, then continue rinsing eye.

Call a poison control center or doctor for treatment advice. Have the product container or label with you when calling poison control center or doctor, or going for treatment. You may also contact 1-800-492-8255 for Emergency Medical Assistance.

**PRECAUTIONARY STATEMENTS**

**Hazards to Humans and Domestic Animals**

**Caution**

Harmful if absorbed through skin. Causes moderate eye irritation. Avoid contact with skin, eyes or clothing.

**Personal Protective Equipment (PPE)**

**All loaders, applicators and other handlers must wear:**

- Long-sleeved shirt and long pants
- Chemical resistant gloves made of waterproof materials, and
- Shoes plus socks

**User Safety Recommendations**

User should wash hands thoroughly with soap and water after handling and before eating, drinking, chewing gum, using tobacco or using the toilet. User should remove clothing immediately if pesticide gets inside. Then wash thoroughly and put on clean clothing. Follow manufacturer's instructions for cleaning/maintaining PPE. If no such instructions for washables, use detergent and hot water.

**Environmental Hazards**

This pesticide is toxic to fish. Do not apply directly to water or to areas where surface water is present or to areas below the mean high water mark. Do not apply when weather conditions favor drift from treated areas. Run-off from treated areas may be hazardous to aquatic organisms in neighboring areas. Do not contaminate water when disposing of equipment wash waters. In case of spills, either collect for use or dispose of properly. To protect the environment, do not allow pesticide to enter or run off into storm drains, drainage ditches, gutters or surface waters. Applying this product in calm weather when rain is not predicted for the next 24 hours will help to ensure that wind or rain does not blow or wash pesticide off the treatment area. Sweeping any product that lands on a driveway, sidewalk, or street, back onto the treated area of the lawn or garden will help to prevent run-off to water bodies or drainage systems.

Staining Note: Can cause staining to cement, stone, metallic surfaces (such as automobiles and garden furniture), clothing or shoes. If contact occurs, brush off particles to prevent staining and/or unwanted tracking into the house. If necessary, rinse off with water.

538-237.20100216.NOTIF

20070731SAL

**Note to PM:**

***Bold, italicized text is information for the reader and is not part of the label.***

[Bracketed information is optional.] Text separated by / denotes and/or options.

Underline text is new. ~~Strike-through text is being deleted.~~

~~Notifications dated 9/15/08, 2/29/08, 10/16/07, Comments 7/31/07~~ Notification submitted 2/16/10

**Directions for Use:**

It is a violation of Federal law to use this product in a manner inconsistent with its labeling.

**Application:**

**Landscaper Lawn Fertilizer with Crabgrass Control** should be applied when your lawn is dry. It is not necessary to water this product in after application. However, for best results the lawn should receive ¼ to ½ inches of water from rainfall or watering within 2-3 days after application.

Apply in early spring before the third or fourth mowing, or before temperatures are regularly in the 80s. Rain, snow, or freezing weather will not affect the performance of this product.

Note: This product applies [1.25 or] 1.50 lbs pendimethalin per acre in ~~3.1 lbs of product per 1000 square feet~~ at the Regular Rate and 2.0 [X] lbs pendimethalin per acre in ~~4.1 [X] lbs of product per 1000 square feet~~ at the Heavy Rate. Do not apply more than twice a year.

- For Kentucky bluegrass, fine fescue, tall fescue, perennial ryegrass, and blends of these grasses, apply at the **REGULAR RATE**.
- For bermudagrass, bahiagrass, centipedegrass, ~~zoysiagrass~~ and blends of these grasses, apply at the **HEAVY RATE**.

Apply to prevent germination of crabgrass, foxtail, barnyardgrass, fall panicum, spurge\*, and oxalis (common yellow woodsorrel):

- In early spring (before dandelions reach the puffball stage)
- Before March in southern California
- Before mid-March in northern California

\*For heavy infestations, a repeat treatment is recommended after 6 to 8 weeks.

Apply in the fall (August - October), after temperatures have cooled and fall rains have begun, to prevent moss (except in California) from becoming established during winter or next spring, or to prevent germination of *Poa annua* and chickweed.

**Use Precautions:**

- Do not apply to newly seeded or sodded areas until after the fourth mowing. On newly sprigged areas, wait 5 months before application.
- Do not seed or sod for 4 months following application. The crabgrass barrier prevents grass seed from sprouting.
- Not for use on dichondra, bentgrass or St. Augustinegrass lawns.
- Except for heavy infestations of spurge, allow at least a 4-month interval between applications of this product. Do not apply this product more than twice annually.
- Do not apply this product in a way that will contact workers or other persons, either directly or through drift. Only protected handlers may be in the area during application.

**Entry Restriction**

- Do not apply this product in a way that will contact workers or other persons, either directly or through drift. Only protected handlers may be in the area during application.
- Do not enter or allow others to enter the treated area until dust has settled

**Raking**

- Do not rake or aerify for 4 months after application, to avoid disturbing the crabgrass barrier on the soil surface.

**Actively Growing Crabgrass or Moss**

This product does not control actively growing crabgrass, moss, or other existing weeds.

Note to PM:

EPA Reg. No. 538-237

**Bold, italicized text is information for the reader and is not part of the label.**

[Bracketed information is optional.] Text separated by / denotes and/or options.

Underline text is new. -Strike through text is being deleted.

~~Notifications dated 9/15/08, 2/29/08, 10/16/07; Comments 7/31/07~~ Notification submitted 2/16/10

**STORAGE AND DISPOSAL**

Do not contaminate water, food or feed by storage or disposal.

**Pesticide Storage**

Keep out of reach of children and animals. Store in original containers only. Store in a cool, dry place and avoid excess heat. Reseal opened bag by folding top down and securing. In case of spill, avoid contact, isolate area and keep out animals and unprotected persons. Confine spills. To confine spill: Cover to prevent dispersal. Place damaged package in a holding container. Identify contents.

**Pesticide Disposal**

Wastes resulting from the use of this product may be disposed of on site or at an approved waste disposal facility.

**Container Disposal:** ~~Nonrefillable container. Do not reuse or refill this container.~~

Paper and plastic bags: Completely empty bag into application equipment. Then dispose of empty bag in a sanitary landfill or by incineration, or, if allowed by state and local authorities, by burning.

**Spreader Settings**

**GUARANTEED ANALYSIS**

**Landscaper Lawn Fertilizer with Crabgrass Control**

30-3-4

F 643

Total nitrogen (N) .....	30%
1.2% ammoniacal nitrogen	
28.8% urea nitrogen*	
Available phosphate (P <sub>2</sub> O <sub>5</sub> ) .....	3%
Soluble potash (K <sub>2</sub> O) .....	4%
Sulfur (S) .....	2.6%
2.6% free sulfur (S)	

Derived from: polymer-coated sulfur-coated urea; urea, ammonium phosphate, potassium chloride.


\*A portion of the urea has been coated to provide 6.7% coated slow-release nitrogen.

Chlorine (Cl) Max.....not more than 3.3%

U.S. Patent Nos.: 5,219,465, 5,300,135, 5,405,426, 5,466,274

Information regarding the contents and levels of metals in this product is available on the internet at

<http://www.regulatory-info-sc.com>





Note to PM:

EPA Reg. No. 538-237

**Bold, italicized text is information for the reader and is not part of the label.**

[Bracketed information is optional.] Text separated by / denotes and/or options.

Underline text is new. ~~Strike through text is being deleted.~~

~~Notifications dated 9/15/08, 2/29/08, 10/16/07, Comments 7/31/07~~ Notification submitted 2/16/10

**DISCLAIMER AND LIMITATION OF LIABILITY**

IMPORTANT NOTICE FROM THE SCOTTS COMPANY LLC AND SCOTTS-SIERRA HORTICULTURAL PRODUCTS COMPANY ("SCOTTS"). PLEASE READ BEFORE USE.

By using this product, ~~to the extent permitted by law~~, user or buyer accepts the conditions, disclaimer of warranties and limitations of liability. Read the entire directions for use, conditions of warranties and limitations of liability before using this product. If terms are not acceptable, return the unopened product container at once for full refund.

CONDITIONS: This product has been researched to provide necessary data to supports its uses listed on the label. The directions for use of this product are believed to be adequate and the user or buyer must always follow the label directions carefully and exercise judgment and caution when using this product under their growing conditions. However, it is impossible to eliminate all risks associated with the use of this product. Crop injury, ineffectiveness, unsatisfactory or substandard results or other unintended consequences may result because of such factors as weather conditions, presence or absence of other materials, or the manner of use or application, all of which are beyond the control of Scotts. ~~To the extent permitted by law~~, all such risks shall be assumed by the user or buyer.


WARRANTY: This product corresponds to all claims and descriptions set forth on the label and, subject to the conditions set forth above, is reasonably fit for use for any purpose for which it is intended. Scotts recognizes that the rights and remedies of the user or buyer are subject to the provisions of the applicable ~~state~~ law, but makes no other warranties or representations, express or implied, of merchantability or of fitness for a particular purpose or otherwise, that extend beyond the statements made on this label. No agent of Scotts is authorized to make any warranties beyond those contained herein or to modify the warranties contained therein. Subject to the user's or buyer's rights and remedies under the applicable ~~state~~ law, Scotts disclaims any liability whatsoever for special, incidental or consequential damages resulting from the use or handling of this product.

LIMITATIONS OF LIABILITY: Subject to the user's or buyer's rights and remedies under the applicable state law, the exclusive remedy of the user or buyer and the liability of Scotts or its affiliates, for any and all losses, injuries or damages resulting from the use or handling of this product, whether in contract, warranty, tort, negligence, strict liability or otherwise, shall not exceed the purchase price paid by the user or Buyer for the quantity of this product involved or at Scotts' election, the replacement of the product. Subject to the user's or buyer's rights and remedies under the applicable state law, any and all claims or actions related to the use or handling of this product must be commenced within one (1) year from the date the product was purchased.

The Scotts Company  
14111 Scottslawn Rd.  
Marysville, Ohio 43041

Product of U.S.A.

©2007, Licensed by The Scotts Company LLC.  
World rights reserved.



Note to PM:

EPA Reg. No. 538-237

**Bold, italicized text is information for the reader and is not part of the label.**

[Bracketed information is optional.] Text separated by / denotes and/or options.

Underline text is new. ~~Strike-through text is being deleted.~~

~~Notifications dated 9/15/08, 2/29/08, 10/16/07, Comments 7/31/07~~ Notification submitted 2/16/10

[Note to PM: Consumer Label]

FRONT



Landscaper Lawn Fertilizer with Crabgrass Control

EPA Reg No 538-237

America's favorite crabgrass preventer plus fertilizer  
(Weed-and-Feed)

~~Alternate Brand Name: Expert Gardener Crabgrass Preventer Plus Lawn Food~~

SCOTTS®

OPTIONAL FRONT PANEL CLAIMS AND INFORMATION

- This is the only fertilizer or weed control you will need until fall.
- Prevents and controls weeds at the right time.
- Extended feeding to green and thicken your lawn through spring and summer
- Slow-release nitrogen fertilizer – for uniform growth and extended feeding
- Poly-S™ Technology, polymer encapsulated nitrogen
- Patented [timed-release nitrogen] formula builds thick, green lawns from the roots up
- Apply early in the spring for season-long prevention.
- Specially formulated with Scotts Poly-S time release fertilizer, used by Landscape Professionals
- Contains both readily available nitrogen for quick green up and controlled release nitrogen for uniform growth and extended feeding
- Highly effective pre-emergent control of crabgrass, foxtail, spurge, oxalis, and other grassy and broadleaf weeds.
- Patented timed-release formula builds greener, thicker [thick, green] lawns from the roots up
- [Results] Backed by Scotts No-Quibble Guarantee
- More greening power than [Scotts Brand XXX][Note to PM: This claim will be used in reference to other Scotts products that deliver higher levels of nitrogen. ~~The exact product brand name will be inserted~~]
- Prevents crabgrass from germinating
- Builds Thick, Green Lawns
- Apply in early spring: February-April
- Lawn success made easy
- This simple 2-treatment program eliminates the confusion over what and when to apply for a thick, green, weed-free lawn . . . guaranteed.
- Apply the first treatment anytime February through April to prevent weeds and to fertilize. Apply the second treatment six to eight weeks later to control weeds and to fertilize through the summer. These two applications replace three regular applications of fertilizer.
- America's favorite crabgrass preventer plus lawn fertilizer for established lawns
- Prevents crabgrass, barnyardgrass, *Poa annua*, foxtail, oxalis, spurge, (and other problem weeds – see back) plus fertilizes with America's favorite fertilizer
- Not for use on dichondra, bentgrass or St. Augustinegrass lawns
- Not for newly seeded areas.\* (\*See back for appropriate products to use when seeding)
- Patented MURP® formula for developing thick, green lawns
- Patented Particle™ Technology
- Experience the Scotts Advantage™
- Stops crabgrass before it starts Early season lawn fertilizer and crabgrass preventer
- Prevents crabgrass and 8 other problem weeds\* ~~\*See weed list~~
- Delivers pre and early post-emergent crabgrass control
- Results backed by Scotts No-Quibble Guarantee

538-237.20100216.NOTIF

Note to PM:

EPA Reg. No. 538-237

**Bold, italicized text is information for the reader and is not part of the label.**

[Bracketed information is optional.] Text separated by / denotes and/or options.

Underline text is new. -Strike-through text is being deleted.

~~Notifications dated 9/15/08, 2/29/08, 10/16/07, Comments 7/31/07~~ Notification submitted 2/16/10

**OPTIONAL FRONT PANEL CLAIMS AND INFORMATION CONT.**

- Prevents weeds and fertilizes your lawn
- Stops crabgrass and other weeds before they sprout and helps make your lawn its thickest, greenest ever.
- Stops crabgrass and other weeds before they sprout and fertilizes your lawn.
- Start anytime . . . just check the month below and apply products at 2 month intervals.
- Guaranteed results  
Each step is designed to the specific season to help give you a greener lawn.
- Save Money  
~~Why even consider a lawn care service?~~ Scotts Lawn Pro® Annual Program will give you a beautiful lawn for about one-third the cost.
- Start anytime  
You can begin the Annual Program anytime of the year. Just check the month and select the appropriate Step listed. Apply the remaining Steps at two-month intervals.
- Simple and easy  
No more guesswork. You simply apply the right product – one Step at a time.
- For best results, apply as part of a Scotts Annual Lawn Pro® Program.[See back for details]
- Now its easy for you to have a better lawn.

A Scotts® Lawn Pro® Product  
Available only at authorized Lawn Pro® stores (Dealers)

- Provides even greening – better than all soluble fertilizers
- XX% more greening power than {Scotts Brand X} [Note to PM: This claim will be used in reference to other Scotts products that deliver higher levels of nitrogen.]
- Prevents crabgrass, foxtail, spurge, barnyardgrass, fall panicum, and oxalis (common yellow woodsorrel) while greening your lawn without rapid, extreme growth.
- Contains the strongest crabgrass, foxtail and spurge preventer you can buy plus all primary lawn nutrients.
- Formulated for the home environment.
- ~~Feeds for a thick, green lawn~~
- ~~Grows Strong Roots~~
- ~~Also prevents foxtail, spurge, poa annua and other annual grassy weeds~~
- ~~Formulated with Scotts Poly-S technology for longer lasting greening and feeding~~
- ~~Apply Early Spring!~~
- ~~Art: Non-treated and Treated~~
- ~~[Art: 3-0 Nitrogen (N) For Deep green Color, 3 Phosphorus (P) For Strong Roots, 4 Potassium (K) For Overall Plant Health]~~

Prevents crabgrass  
and 8 other problem weeds

Thicker, greener turf  
- satisfaction guaranteed

COVERAGE: Treats (and fertilizes) 5,000 – 6,000 sq. ft.

APPLICATION: (See back for details)

Apply in early spring (or apply anytime February through April). Not for use on dichondra, bentgrass or St. Augustinegrass lawns.

XX NITROGEN	X PHOSPHORUS	X POTASSIUM
Essential for plant growth; makes grass green.	Stimulates root growth; helps grass multiply.	Makes plant strong; better able to resist drought and extreme heat.

Golf course results for your home lawn!

538-237.20100216.NOTIF

20070731SAL

Note to PM:

EPA Reg. No. 538-237

**Bold, italicized text is information for the reader and is not part of the label.**

[Bracketed information is optional.] Text separated by / denotes and/or options.

Underline text is new. Strike through text is being deleted.

~~Notifications dated 9/15/08, 2/29/08, 10/16/07, Comments 7/31/07~~ Notification submitted 2/16/10

Exclusive Particle Technology

~~79 of the top 100 golf courses use exclusive Scotts Ultra fertilizer technology for maximum turf performance~~

- Timed-release nitrogen won't burn your lawn

ULTRA GREENING POWER!

[FRONT PANEL CONT.]

NET WEIGHT XX.XX LBS

XX-X-X

KEEP OUT OF REACH OF CHILDREN

CAUTION

See back for additional precautionary statements

ACTIVE INGREDIENT:

Pendimethalin† .....	1.12%
----------------------	-------

INERT INGREDIENTS: .....	98.88%
--------------------------	--------

Total	100.00%
-------	---------

†CAS #40487-42-1

EPA Reg. No. 538-237

EPA Est 538-OH-1

Landscaper Lawn Fertilizer with Crabgrass Control

XX-X-X

643-XXX

[GUSSETS]

Scotts®  
Landscaper Lawn Fertilizer with Crabgrass Control

SCOTTS POLICY  
No-Quibble Guarantee  
See back for details

XXXXX

America's favorite crabgrass preventer plus fertilizer

Treats (and fertilizes) up to 5,000 – 6,000 sq. ft.

(Treats and feeds/Covers ~~up to~~ 5,000 sq. ft.)

~~[1/8 acre = 5,445 sq. ft.]~~

Stops crabgrass and other weeds before they sprout and helps make your lawn its thickest, greenest ever.

Stops crabgrass and other weeds before they sprout and fertilizes your lawn.

Prevents weeds and fertilizes your lawn.

[OPTIONAL GUSSET]

(Scotts®) Golf's Choice for Greener Turf

Golf course superintendents have relied on Scotts products to grow fine turf since the beginning of the century. ~~In fact, Scotts products are used by 75 of the top 100 golf courses in the United States and now Ultra Turf Builder products allow you to use that same high-performance technology on your home lawn.~~ Go for the green with Scotts!

(Scotts®) Baseball's Choice for Greener Fields

If you've ever marveled at the beauty of the grass on baseball's finest fields and wondered how you could possibly grow that kind of turf at home, you hold the answer in your hands. Scotts, the official turf care company of Major League Baseball, now offers Ultra Turf Builder® products for homeowners, with the fertilizer technology used by professional groundskeepers for big-league ballparks.

538-237.20100216.NOTIF

20070731SAL

130929

**Note to PM:**

EPA Reg. No. 538-237

***Bold, italicized text is information for the reader and is not part of the label.***

*[Bracketed information is optional.] Text separated by / denotes and/or options.*

*Underline text is new. Strike through text is being deleted.*

~~Notifications dated 9/15/08, 2/29/08, 10/16/07, Comments 7/31/07~~ Notification submitted 2/16/10

PULL TAB  
and remove for  
pour spout

TB+H XXXXX  
5-6M  
PROOF OF  
PURCHASE

Easy PULL HERE  
Open ~~-OR-~~  
CUT HERE TO OPEN

Landscaper Lawn Fertilizer with Crabgrass Control

[BACK]

**Guaranteed Analysis**

Total nitrogen (N) ..... XX%  
XX% ammoniacal nitrogen  
XX% urea, methylene ureas nitrogen\*\*  
XX% water insoluble nitrogen  
Available phosphate (P<sub>2</sub>O<sub>5</sub>) ..... X%  
Soluble potash (K<sub>2</sub>O) ..... XX%

Derived from: monoammonium phosphate, urea, methylene ureas, muriate of potash or potassium sulfate.

Chlorine, not more than ..... XX%

Product of USA

U.S. Patent No's 5,219,465; 5,300,135

\*\* Contains XX% slowly available methylenediurea and dimethylenetriurea nitrogen.

~~[art. computer.] Information regarding the contents and levels of metals in this product is available on the internet at~~  
~~<http://www.regulatory-info-sc.com>~~

Treats (and fertilizes) up to 5,000 – 6,000 sq. ft.  
(Treats and feeds 5,000 sq. ft.)

Scotts®  
Landscaper Lawn Fertilizer with Crabgrass Control

SCOTTS POLICY  
No-Quibble Guarantee  
See back for details

The Scotts Company  
14111 Scottslawn Rd.  
Marysville, Ohio 43041

©2007. The Scotts Company. World rights reserved.

**[OPTIONAL BACK PANEL CLAIMS]**

~~**[CLAIMS SPECIFIC TO PHOSPHORUS-FREE PRODUCT LINE – these claims will only be used if a Phosphorus free formula is utilized]**~~

- Phosphorus-free Formulation
- Phosphorus-Free Fertilizer

538-237.20100216.NOTIF

20070731SAL

Note to PM:

EPA Reg. No. 538-237

***Bold, italicized text is information for the reader and is not part of the label.***

[Bracketed information is optional.] Text separated by / denotes and/or options.

Underline text is new. Strike-through text is being deleted.

~~Notifications dated 9/15/08, 2/29/08, 10/16/07. Comments: 7/31/07~~ Notification submitted 2/16/10

- Scotts Phosphorus-Free fertilizer provides the best formula for soils already containing a high natural presence of available phosphorus. A soil test can help determine if your soil will support normal turf growth without phosphorus supplement
- Scotts Phosphorus-Free products are specially formulated with Scotts Poly-S timed-release fertilizer. The unique Poly-S coating provides your lawn with uniform growth and an extended feeding for up to two months
- Apply Scotts Phosphorus-Free Fertilizer with Crabgrass Preventer in Early Spring (February to April)
  - Highly effective pre-emergent control of crabgrass and other grassy weeds
  - Provides a regular turf feeding
- Apply Scotts Phosphorus-Free Fertilizer with Weed Control Anytime Broadleaf Weeds are Actively Growing
  - Kills dandelions, clover and other broadleaf weeds
  - Provides a regular turf feeding
- Apply Scotts Phosphorus-Free Fertilizer Anytime
  - Thickens and greens lawns
  - Provides a regular turf feeding

XX	XX	XX
Nitrogen for Color	Phosphorus for Strength	Potassium for Protection
Contributes to thicker, greener growth.	Stimulates root growth. Test your soil regularly to see if phosphorus should be applied	Protects turf against disease and drought damage.

*The Scotts Difference™*

Patented Particle™ Technology

Unlike ordinary weed-and-feeds (or crabgrass preventer), every particle of this product contains Scotts® patented timed-release nitrogen plus phosphorus, potassium, and weed control. (See back for details.)

Spring applications prevent crabgrass, foxtail, oxalis, spurge and knotweed.

Fall applications prevent moss, *Poa annua*, and chickweed.

- Contains Poly-S™ exclusive controlled release nitrogen
- Scotts No-Quibble Guarantee™
- Toll-Free Consumer Helpline (1-800-543-TURF)

“We guarantee thick, green, weed-free turf without risk of burning or surge growth.”

Builds thick, green turf from the roots up without burning your lawn.

For best results, apply a Turf Builder® product four times a year (see back for details).

Treats and feeds X,XXX sq. ft.

-OR-

*The Scotts Difference™*

Scotts patented (exclusive) Particle Technology is available only in Scotts® products, so don't be fooled by weed-and-feeds (or crabgrass preventers) claiming to be “just like Scotts”.

Uniform proportions of the major nutrients – timed-release nitrogen, plus phosphorus and potassium – and weed control are bonded together in every Landscaper Lawn Fertilizer with Crabgrass Control particle, so they are distributed evenly across the entire lawn, eliminating hit-or-miss feeding and weeding. And the timed-release nitrogen feeds your lawn safely, without burning, and steadily for up to 2 months. Because of Scotts exclusive timed-release nitrogen, you won't get the rapid surge growth associated with ordinary, fast-release weed-and-feeds. With regular mowing, you will have fewer clippings and may not even have to bag your clippings.

**Note to PM:**

EPA Reg. No. 538-237

***Bold, italicized text is information for the reader and is not part of the label.***

[Bracketed information is optional.] Text separated by / denotes and/or options.

Underline text is new. -Strike through text is being deleted.

~~Notifications dated 9/15/08, 2/29/08, 10/16/07; Comments 7/31/07~~ Notification submitted 2/16/10

Remember, even weed-and-feeds (or crabgrass preventers) claiming to contain slow- or controlled-release nitrogen typically are just simple mixes, so they can't deliver the consistent great results you'll get from Scotts patented Particle Technology. With Scotts Private Label Fertilizer and Crabgrass Preventer, you can be assured that every particle contains timed-release nitrogen, plus the other primary nutrients and weed control.

ORDINARY SIMPLE MIXES	SCOTTS TECHNOLOGY
<ul style="list-style-type: none"> <li>• Nutrient and crabgrass preventer granules of many different sizes and shapes.</li> <li>• Result: granules of unequal size can separate during application</li> </ul>	<ul style="list-style-type: none"> <li>• Ultra Landscaper Lawn Fertilizer with Crabgrass Control granules are consistent in composition.</li> <li>• Result: consistent distribution of nutrients and crabgrass preventer.</li> </ul>

ORDINARY SIMPLE MIXES	SCOTTS TECHNOLOGY
<ul style="list-style-type: none"> <li>• The amount of individual nutrients and crabgrass preventer in each square inch of lawn may vary greatly.</li> <li>• Result: uneven, inconsistent crabgrass prevention and feeding.</li> </ul>	<ul style="list-style-type: none"> <li>• Ultra Landscaper Lawn Fertilizer with Crabgrass Control delivers the same ratio of primary nutrients plus crabgrass preventer to every square inch of turf.</li> <li>• Result: consistent greening plus better crabgrass prevention.</li> </ul>

-OR-

[Experience] The Scotts Advantag: Feeds Your Lawn and Stops Crabgrass Before It Starts!

Scotts Landscaper Lawn Fertilizer with Crabgrass Preventer works by forming a preventive barrier in the soil. Unlike most [many/other/ordinary] crabgrass prevention products, every Scotts particle contains plant nutrients and the prevention ingredient. Scotts All-in-One Particles feed and provide a preventive barrier to every treated square inch of your lawn, keeping crabgrass and other grassy weeds from sprouting all season long.

All-in-One = nitrogen, phosphorus, potassium and the crabgrass prevention ingredient contained in every particle.

***[OPTIONAL CLAIMS]***

**Landscaper Lawn Fertilizer with Crabgrass Control**  
Landscaper Lawn Fertilizer with Crabgrass Control particles deliver the same ration of nitrogen, phosphorus, potassium and weed preventer in every square inch of turf for even, consistent feeding plus better crabgrass prevention.

Ordinary Mixed Crabgrass Preventer  
Granules contain different nutrient and crabgrass prevention granules of different sizes and shapes can separate during application resulting in uneven, inconsistent crabgrass prevention and feeding.

**Poly-S™ Technology**

Scotts® Slow-release polymer-encapsulated nitrogen fertilizer – for uniform growth with extended feeding.

**Advantages of Private Label Fertilizer and Crabgrass Preventer**

**SUPERIOR QUALITY**

**Landscaper Lawn Fertilizer with Crabgrass Control** -- Our small, uniform granules cover your lawn completely to stop these weeds before they start. All this means that **Landscaper Lawn Fertilizer with Crabgrass Control** gives your lawn the best seasonlong crabgrass, foxtail and spurge prevention available.

**SCOTTS TRIONIZED® II FORMULA PROVIDES A MORE EFFICIENT NITROGEN THAN EVER BEFORE** to help promote quicker greening.

**Note to PM:**

EPA Reg. No. 538-237

***Bold, italicized text is information for the reader and is not part of the label.***

[Bracketed information is optional.] Text separated by / denotes and/or options.

Underline text is new. -Strike-through text is being deleted.

~~Notifications dated 9/15/08, 2/29/08, 10/16/07; Comments 7/31/07~~ Notification submitted 2/16/10

**Landscaper Lawn Fertilizer with Crabgrass Control WON'T BURN YOUR LAWN.** The nitrogen in the Trionized® II formula is buffered. This means Landscaper Lawn Fertilizer with Crabgrass Control greens your lawn without the danger of burning.

**PART OF THE NITROGEN IN Landscaper Lawn Fertilizer with Crabgrass Control IS TIMED-RELEASE** to provide a supply of this essential nutrient to help your lawn stay thick and green for up to 6 to 8 weeks.

**EACH LANDSCAPER LAWN FERTILIZER WITH CRABGRASS CONTROL GRANULE CONTAINS THE THREE MAJOR NUTRIENTS AND CRABGRASS PREVENTER.** We bond Scotts unique controlled-release nitrogen with other essential nutrients and a unique crabgrass preventer so your lawn receives a safe, uniform feeding and the most effective seasonlong crabgrass, foxtail and spurge prevention available.

PRIVATE LABEL FERTILIZER AND CRABGRASS PREVENTER	COMPETITIVE SIMPLE MIXTURE -or- ORDINARY MIXED CRABGRASS PREVENTOR
<ul style="list-style-type: none"> <li>• Every granule contains nitrogen, phosphorous, potassium and crabgrass preventer.</li> <li>• Provides safe, even greening with uniform crabgrass prevention.</li> </ul>	<ul style="list-style-type: none"> <li>• Granules contain different nutrients.</li> <li>• May cause uneven greening and spotty crabgrass prevention.</li> </ul>

--OR--

--OR--

<p>Scotts Technology: Landscaper Lawn Fertilizer with Crabgrass Control granules are consistent in composition.</p> <p>Result: consistent distribution of nutrients and crabgrass preventer. Landscaper Lawn Fertilizer with Crabgrass Control delivers the same ratio of nutrients plus crabgrass preventer to every square inch of turf.</p> <p>Result: consistent greening plus better crabgrass prevention.</p>	<p>Ordinary Simple Mixes: Nutrient and crabgrass preventer granules of many different sizes and shapes.</p> <p>Results: granules of unequal size can separate during application which can result in uneven, inconsistent crabgrass prevention and feeding.</p>
---	---

**AMERICA'S FAVORITES**

**OTHER GREAT TURF BUILDER® PRODUCTS FOR YOUR LAWN.**

If weeds are a problem, use Turf Builder Plus 2®, America's favorite weed and feed. This product clears out dandelions and over 50 other broadleaf weeds while providing your lawn with a safe, uniform feeding of fertilizer.

If you don't have weed problems, use Turf Builder®, America's favorite lawn fertilizer. Turf Builder® promotes quick, deep greening without the danger of burning.

These great Turf Builder® products are developed specifically by Scotts for the unique needs of your lawn – your satisfaction is unconditionally guaranteed.

Turf Builder Plus 2®  
Fertilizer-plus Broadleaf Weed Control  
(Crabgrass Preventer)

Turf Builder®  
Fertilizer

**OPTIONAL BACK PANEL CLAIMS!**



Note to PM:

EPA Reg. No. 538-237

***Bold, italicized text is information for the reader and is not part of the label.***

[Bracketed information is optional.] Text separated by / denotes and/or options.

Underline text is new. -Strike-through text is being deleted.

~~Notifications dated 9/15/08, 2/29/08, 10/16/07, Comments: 7/31/07~~ Notification submitted 2/16/10

Advantages

- Safe feeding – won't burn when applied as directed
- Quick greening – usually in 4 to 6 days
- Long lasting – feeds up to 2 months
- Dependable – traditional Scotts quality
- Prevents 9 weeds:

Grassy Weeds		Broadleaf Weeds
barnyardgrass	fall panicum	chickweed
crabgrass, large	foxtail	oxalis (yellow woodsorrel)
crabgrass, smooth	<i>Poa annua</i>	spurge (prostrate)

What to Expect

Crabgrass and other weeds listed will be prevented all summer and your lawn will be greener in one week (4-6 days).

**OPTIONAL**

For best results, apply the Scotts® Turf Builder® Annual Program

For best results, apply the Scotts Annual lawn Care Program

- No more guesswork . . . apply the right product at the right time for a thick, green, weed-free lawn.
- Start anytime . . . just check the month below and apply products at 2 month intervals
- Start the program at any time
- Allow 2 months between applications

Turf Builder with Halts Crabgrass Preventer	Turf Builder® With Plus 2 Weed Control
<ul style="list-style-type: none"> <li>• Apply in early spring (Feb. – April)</li> <li>• Prevents crabgrass and other annual weeds while feeding your lawn. (In the Pacific Northwest, substitute Turf Builder and Moss Control Granules. (For dormant bermudagrass, substitute Halts.)</li> </ul>	<ul style="list-style-type: none"> <li>• Apply in late spring (April – June)</li> <li>• Kills dandelions and other broadleaf weeds while feeding your lawn.</li> </ul>
Turf Builder® With Insect Control	Turf Builder®
<ul style="list-style-type: none"> <li>• Apply in summer (June – Aug.)</li> <li>• Kills lawn damaging insects plus fleas while feeding your lawn.</li> <li>• For grub control, apply Scotts® GrubEx® anytime from April to mid-August.</li> </ul>	<ul style="list-style-type: none"> <li>• Apply in fall (Aug. – Nov.)</li> <li>• Important time to feed for a thicker, greener lawn.</li> </ul>

Landscaper Lawn Fertilizer with Crabgrass Control (Treatment One) forms a barrier in the soil which prevents foxtail, spurge, barnyardgrass, fall panicum and oxalis (common yellow woodsorrel) from sprouting and appearing above ground level.

Treatment Two will control dandelions and most other weeds that have already sprouted and are growing.

— OR —

Eliminates growing broadleaf weeds with Scotts Super Turf Builder Plus 2 Weed Control plus Fertilizer.

Stops crabgrass and other weeds before they sprout and helps make your lawn its thickest, greenest ever.

What to expect: Crabgrass and other weeds listed will be prevented all summer and your lawn will be greener in 4 to 6 days.

Note to PM:

EPA Reg. No. 538-237

**Bold, italicized text is information for the reader and is not part of the label.**

[Bracketed information is optional.] Text separated by / denotes and/or options.

Underline text is new. -Strike-through text is being deleted.

Notifications dated 9/15/08; 2/29/08; 10/16/07; Comments 7/31/07 Notification submitted 2/16/10

Landscape Lawn Fertilizer with Crabgrass Control forms a barrier in the soil which prevents crabgrass, foxtail, spurge, barnyardgrass, fall panicum, goosegrass, and oxalis (common yellow woodsorrel) from sprouting and appearing above ground level. This product does not control dandelions or any other weeds (including crabgrass) that are already sprouted and growing. You can kill growing broadleaf weeds with Scotts Super Turf Builder Plus 2 weed control plus lawn fertilizer.

Super Turf Builder® lawn fertilizer contains extra nitrogen, carefully blended with potassium and phosphorus, to make your lawn greener.

- Your lawn will be greener in 4 to 6 days if weather conditions are good (warm soil, some moisture) and application instructions were followed.
- The greening will reach its peak 8 to 10 days after application. The color difference will be more noticeable if your lawn is hungry to begin with.
- Super Turf Builder works below the soil, too, helping to promote root and rhizome development; this strengthens the grass plants and enables them to produce more blades of grass, and it thickens the lawn with the addition of new grass plants.
- Thin areas of turf will fill in over time (about 6 weeks), creating a more uniformly dense lawn.

**OPTIONAL BACK PANEL CLAIMS**

**step™ 1. Early spring      February – April**

Crabgrass Preventer plus Fertilizer – prevents crabgrass, foxtail, spurge, oxalis, chickweed and other annual weeds while providing deep, thick greening for up to 2 months. This is Scotts best fertilizer plus crabgrass preventer. In the Pacific Northwest, Step™ 1 is “Moss Control plus Lawn Fertilizer (or) Turf Builder with Moss Control.”

**step™ 2. Late Spring      April – June**

Weed Control plus Fertilizer – controls dandelions, clover, chickweed and other broadleaf weeds while [greening -or- feeding] your lawn for up to 2 more months. This is Scotts best weed and feed.

**step™ 3. Summer      June – August**

Insect Control plus Fertilizer – controls white grubs, chinch bugs, sod webworms and other lawn insects plus [keeps your lawn green -or- greens your lawn] through the Summer. For grub control apply “Scoots® GrubEx® anytime from April to mid-August.

**step™ 4. Fall August – November**

Lawn Fertilizer – specifically formulated for the Fall – the best time to develop a stronger root system for a more vigorous, thicker lawn. Helps your lawn green up even quicker next Spring. This is Scotts best fall fertilizer.

**Super Winterizer      Additional Super Winterizer Feeding      Late Fall  
September – November**

4 to 6 weeks after Early Fall Lawn Fertilizer feeding. Apply as last feeding in fall to help prepare your Lawn for winter.

Note to PM:

***Bold, italicized text is information for the reader and is not part of the label.***

[Bracketed information is optional.] Text separated by / denotes and/or options.

Underline text is new. -Strike-through text is being deleted.

~~Notifications dated 9/15/08, 2/29/08, 10/16/07. Comments: 7/31/07~~ Notification submitted 2/16/10

**OPTIONAL INFORMATION ON LAWN SIZING/APPLICATION SEASONS**

Coverage Treats (and fertilizes) up to 5,000 – 6,000 sq. ft.  
(Treats and feeds 5,000 sq. ft.)

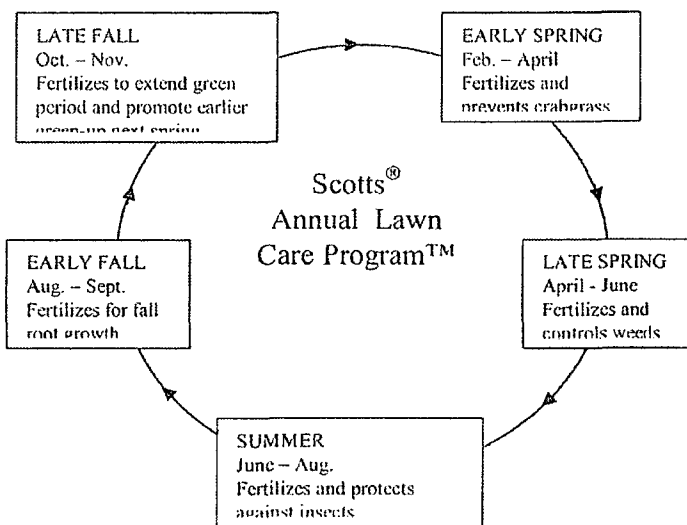
How much is enough?

To determine the square footage of your lawn, walk the length and width of your lawn; one average pace equals about 3 feet. Multiply the length of the lawn by the width of the lawn. This equals the area of your lawn in square feet. NOTE: If your lawn has an irregular shape, measure square areas, then add the figures together to reach your total lawn size.

How and when to apply Apply in early spring. Easy to Apply

For best results, apply Scotts Annual Lawn Care Program.


- Start the program at any time.
- Allow 2 months between applications.



[ART] For lawns in the shaded areas, phone 1-800-543-TURF or visit our website at [www.scottslawn.com](http://www.scottslawn.com) for the Annual Lawn Care Program for your area.

The Scotts Advantage™:

Scotts Landscaper Lawn Fertilizer with Crabgrass Control works by forming a preventive barrier in the soil. Unlike most crabgrass prevention products, every Scotts particle contains plant nutrients and the prevention ingredient. Scotts all-in-one\* particles™ feed and provide a preventative barrier to every square inch of your lawn, keeping crabgrass and other grassy weeds from sprouting all season long.



- Evenly dispersed particles provide better crabgrass prevention and more consistent feeding
- Nutrients and the crabgrass prevention ingredient often in separate particles
- Particles can separate during application, resulting in inconsistent crabgrass prevention and feeding

- Each all-in-one particle contains nutrients and the crabgrass prevention ingredient

Note to PM:

EPA Reg. No. 538-237

**Bold, italicized text is information for the reader and is not part of the label.**

[Bracketed information is optional.] Text separated by / denotes and/or options.

Underline text is new. Strike-through text is being deleted.

~~Notifications dated 9/15/08, 2/29/08, 10/16/07, Comments 7/31/07~~ Notification submitted 2/16/10

\* all-in-one = nitrogen, phosphorous, potassium and the crabgrass prevention ingredient contained in every particle

- ~~Expert Gardener Fertilizer Program~~
- ~~For Best Results! Use the Expert Gardener Fertilizer Program! [Art: Map of US]~~
- ~~Chart:~~
  - ~~Northern~~
    - ~~Early Spring - Crabgrass Preventer~~
    - ~~Mid/Late Spring - Weed & Feed~~
    - ~~Summer - Lawn Food~~
    - ~~Fall - Winterizer or Winterizer Weed & Feed~~
    - ~~Grass Type - Bluegrass, Rye, Fescues, Bermuda, Zoysia~~
  - ~~Southern~~
    - ~~Early Spring - Nothing until grass starts to green up~~
    - ~~Mid/Late Spring - St. Augustine Weed & Feed or Lawn Food~~
    - ~~Grass Type - Bluegrass, Rye, Fescues, Bermuda, Zoysia~~
    - ~~Summer - Lawn Food~~
    - ~~Fall - Winterizer or Winterizer Weed & Feed~~
    - ~~Grass Type - St. Augustine, Centipede, Zoysia~~

• ~~[Art: Phone] Consumer Helpline: 1-866-369-2533~~

**DIRECTIONS FOR USE [Version #1]**

It is a violation of federal law to use this product in a manner inconsistent with its labeling.

**APPLICATION**

Landscape Lawn Fertilizer with Crabgrass Control should be applied when your lawn is dry. It is not necessary to water it in after application. However, for best results, the lawn should receive ¼ to ½ inch of water from rainfall or watering within 2-3 days after application.

Apply in early spring before the 3<sup>rd</sup> or 4<sup>th</sup> mowing or before temperatures are regularly in the 80s. Rain, snow or freezing weather will not affect the performance of this product.

This product applies 1.5 [1.25] lbs of pendimethalin per acre in ~~3.1 lbs of product per 1000 square feet~~ at the regular rate and 2.0 [X] lbs of pendimethalin per acre ~~4.1 [X] lbs of product per 1000 square feet~~ at the heavy rate. Do not apply more than twice a year.

**[OPTIONAL RATE TO COVER WARM AND COOL SEASON GRASSES]**

1. For Kentucky bluegrass, fine fescue, tall fescue, perennial ryegrass and blends of these grasses, apply at the REGULAR RATE.
2. For bermudagrass, bahiagrass, centipedegrass, ~~zoysiagrass~~ and blends of these grasses, apply at the HEAVY RATE.

**[END OF OPTIONAL RATE TO COVER WARM AND COOL SEASON GRASSES]**

Note to PM:

EPA Reg. No. 538-237

***Bold, italicized text is information for the reader and is not part of the label.***

[Bracketed information is optional.] Text separated by / denotes and/or options.

Underline text is new. -Strike-through text is being deleted.

~~Notifications dated 9/15/08; 2/29/08; 10/16/07; Comments 7/31/07~~ Notification submitted 2/16/10

**[OPTIONAL RATE TO COVER SPECIFIC REGIONAL USES]**

For Kentucky bluegrass, fine fescue, tall fescue, perennial ryegrass, bermudagrass, bahiagrass, centipedegrass and blends of these grasses, apply at the REGULAR RATE.

Do not seed or sod for 4 months after using Landscaper Lawn Fertilizer with Crabgrass Control (or following application). The crabgrass barrier prevents grass seed from sprouting.

Apply to prevent germination of crabgrass, foxtail, barnyardgrass, fall panicum, spurge\* and oxalis (common yellow woodsorrel):

- in early spring (before dandelions reach the puffball stage)
- before March in southern California
- before mid-March in northern California

\*For heavy infestations a repeat treatment is recommended after 6-8 weeks.

Apply in August or September to prevent germination of *Poa annua* and chickweed.

**[END OF OPTIONAL RATE TO COVER SPECIFIC REGIONAL USES]**

**[OPTIONAL DIRECTIONS TO ADD TO MOSS CONTROL]**

Apply in the fall (August-October), after temperatures have cooled and fall rains have begun, to prevent moss (except in California) from becoming established during winter or next spring, or to prevent germination of *Poa annua* and chickweed.

(Not for use on dichondra, bentgrass or St. Augustinegrass lawns.)

Use Scotts Halts ® (without fertilizer) to prevent goosegrass.

**[END OF OPTIONAL DIRECTIONS TO ADD TO MOSS CONTROL]**

Except for heavy infestations of spurge, allow at least a 4 month interval between applications of this product.

Do not enter or allow others to enter the treated area until dust has settled.

Do not apply this product in a way that will contact any person or pet, either directly or through drift. Keep people and pets out of the area during application.

Important: Do not rake or aerify for 4 months after application to avoid disturbing the crabgrass barrier on the soil surface.

**SEEDING/SODDING/SPRIGGING**

Do not apply to newly seeded or sodded areas until after the fourth mowing. On newly sprigged areas, wait 5 months before application.

**ACTIVELY GROWING CRABGRASS (OR MOSS).** This product controls crabgrass in its early stages of growth. It does not control mature crabgrass and other existing weeds. You can kill broadleaf weeds with Scotts Turf Builder with Plus 2 Weed Control.

538-237.20100216.NOTIF

20070731SAL

Note to PM:

EPA Reg. No. 538-237

***Bold, italicized text is information for the reader and is not part of the label.***

[Bracketed information is optional.] Text separated by / denotes and/or options.

Underline text is new. -Strike-through text is being deleted.

~~Notifications dated 9/15/08, 2/29/08, 10/16/07, Comments 7/31/07~~ Notification submitted 2/16/10

**Storage and Disposal**

**Pesticide Storage:** Store in a clean, dry place. Reseal opened bag by folding top down and securing.

**Pesticide Disposal:** **If Empty:** Nonrefillable container. Do not reuse or refill this container. Place in trash or offer for recycling if available.

**If Partly Filled:** Call your local solid waste agency for disposal instructions. Never place unused product down any indoor or outdoor drain.

*[END OF DIRECTIONS FOR USE VERSION #1]*

*[OPTIONAL DIRECTIONS FOR USE VERSION #2]*

It is a violation of federal law to use this product in a manner inconsistent with its labeling.

Landscaper Lawn Fertilizer with Crabgrass Control should be applied when your lawn is dry. It is not necessary to water this product in after application. However, for best results, the lawn should receive ¼ to ½ inch of water from rainfall or watering within 2-3 days after application.

Apply in early spring before the third or fourth mowing or before temperatures are regularly in the 80's (before dandelions reach the puffball stage). Rain, snow, or freezing weather will not affect the performance of this product.

Do not seed or sod for 4 months following application. The crabgrass barrier prevents grass seed from sprouting.

Not for use on dichondra, bentgrass or St. Augustinegrass lawns.

Allow at least 6 weeks between applications of this product and Treatment TWO.

**Important:** Do not rake or aerify for 4 months after application to avoid disturbing the crabgrass barrier on the soil surface.

**SEEDING/SODDING/SPRIGGING**

Do not apply to newly seeded or sodded areas until after the fourth mowing. On newly sprigged areas, wait 5 months before application.

This product controls crabgrass in its early stages of growth. It does not control mature crabgrass and other existing weeds. You can kill broadleaf weeds with Scotts Turf Builder with Plus 2 Weed Control.

Do not enter or allow others to enter the treated area until dust has settled. Do not apply this product in a way that will contact any person or pet, either directly or through drift. Keep people and pets out of the area during application.

This product applies 1.5 [1.25] lbs of pendimethalin per acre in ~~5.1 lbs of product per 1000 square feet~~ at the regular rate and 2.0 [X] lbs of pendimethalin per acre ~~4.1 [X] lbs of product per 1000 square feet~~ at the heavy rate. Do not apply more than twice a year.

**Note to PM:**

EPA Reg. No. 538-237

***Bold, italicized text is information for the reader and is not part of the label.***

[Bracketed information is optional.] Text separated by / denotes and/or options.

Underline text is new. -Strike-through text is being deleted.

~~Notifications dated 9/15/08, 2/29/08, 10/16/07. Comments 7/31/07~~ Notification submitted 2/16/10

**Storage and Disposal**

~~Pesticide~~ Storage: Store in a clean, dry place. Reseal opened bag by folding top down and securing.

~~Pesticide~~ Disposal: **If Empty:** Nonrefillable container. Do not reuse or refill this container. Place in trash or offer for recycling if available. **If Partly Filled:** Call your local solid waste agency for disposal instructions. Never place unused product down any indoor or outdoor drain.

*[END OF DIRECTIONS FOR USE VERSION #2]*

*[DIRECTIONS FOR USE VERSION #3]*

**HOW AND WHEN TO APPLY**

Apply Landscaper Lawn Fertilizer with Crabgrass Control ~~[ABN]~~ in early spring to prevent crabgrass and other weeds from germinating.

**DIRECTIONS FOR USE**

It is a violation of Federal law to use this product in a manner inconsistent with its labeling.

**APPLICATION**

Landscaper Lawn Fertilizer with Crabgrass Control should be applied when your lawn is dry. It is not necessary to water it in after application. However, for best results the lawn should receive ¼ to ½ inch of water from rainfall or watering within 2-3 days after application.

Apply in early spring before the 3<sup>rd</sup> or 4<sup>th</sup> mowing or before temperatures are regulatory in the 80s. Rain, snow or freezing weather will not affect the performance of this product.

- For Kentucky bluegrass, fine fescue, tall fescue, perennial ryegrass and blends of these grasses, apply at the REGULAR RATE.
- For bermudagrass, bahiagrass, centipedegrass and blends of these grasses, apply at the HEAVY RATE.
- This product applies 1.5 [1.25] lbs of pendimethalin per acre in 3-1 lbs of product per 1000 square feet at the regular rate and 2.0 [X] lbs of pendimethalin per acre 4-1 [X] lbs of product per 1000 square feet at the heavy rate. Do not apply more than twice a year.
- Apply to prevent germination of crabgrass, foxtail, barnyardgrass, fall panicum, spurge\* and oxalis (common yellow woosorrel):
  - In early spring (before dandelions reach the puffball stage)
  - Before mid-March in northern California

\*For heavy infestations a repeat treatment is recommended after 6-8 weeks.

**USE PRECAUTIONS**

- Do not seed or sod for 4 months following application. The crabgrass barrier prevents grass seed from sprouting.
- Not for use on dichondra, bentgrass or St. Augustinegrass lawns. Except for heavy infestations of spurge, allow at least a 4-month interval between applications of this product.
- Do not enter or allow others to enter the treated area until dust has settled. Do not apply this product in a way that will contact any person or pet, either directly or through drift. Keep people and pets out of the area during application.

**IMPORTANT:** Do not rake or aerify for 4 months after application to avoid disturbing the crabgrass barrier on the soil surface.

**Seeding/sodding/sprigging**

Do not apply to newly seeded or sodded areas until after the 4<sup>th</sup> mowing. On newly sprigged areas, wait 4 months before application.

538-237.20100216.NOTIF

Note to PM:

EPA Reg. No. 538-237

***Bold, italicized text is information for the reader and is not part of the label.***

[Bracketed information is optional.] Text separated by / denotes and/or options.

Underline text is new. Strike through text is being deleted.

~~Notifications dated 9/15/08, 2/29/08, 10/16/07, Comments 7/31/07~~ Notification submitted 2/16/10

**Actively growing crabgrass or moss**

This product controls crabgrass in its early stages of growth. This product does not control mature crabgrass and other existing weeds. You can kill broadleaf weeds with Scotts Turf Builder with Plus 2 Weed Control.

**Storage and Disposal**

~~Pesticide~~ Storage: Store in a clean, dry place. Reseal opened bag by folding top down and securing.

~~Pesticide~~ Disposal: **If Empty:** Nonrefillable container. Do not reuse or refill this container. Place in trash or offer for recycling if available.

**If Partly Filled:** Call your local solid waste agency for disposal instructions. Never place unused product down any indoor or outdoor drain.

*[END OF DIRECTIONS FOR USE VERSION #3]*

*[DIRECTIONS FOR USE VERSION #4]*

**DIRECTIONS FOR USE**

It is a violation of Federal law to use this product in a manner inconsistent with its labeling.

1. To prevent the germination of crabgrass, foxtail, barnyardgrass, fall panicum, spurge\* and oxalis (common yellow woodsorrel), apply to dry foliage in the early spring:
  - Before dandelions reach the puffball stage
  - Before the 3<sup>rd</sup> or 4<sup>th</sup> mowing
  - Before temperatures regularly reach the 80s
  - Before March in southern California; or
  - Before mid-March in northern California
2. Set spreader to the setting indicated by the chart on the right [below] before applying.
3. It is not necessary to water it in after application. However, for best results the lawn should receive ¼ to ½ inch of water from rainfall or watering within 2-3 days after application.

For areas with moss problems, such as Pacific Northwest, Turf Builder plus Halts for Lawns can be applied to lawns in the fall to prevent moss from growing.

This product applies 1.5 [1.25] lbs of pendimethalin per acre in ~~3.1 lbs of product per 1000 square feet~~ at the regular rate and 2.0 [X] lbs of pendimethalin per acre ~~4.1 [X] lbs of product per 1000 square feet~~ at the heavy rate. Do not apply more than twice a year.

**What to Avoid**

- Do not seed or sod for 4 months following application. [Optional- The crabgrass barrier prevents grass seed from sprouting.]
- Do not rake or aerify for 4 months after application to avoid disturbing the crabgrass barrier [on the soil surface].
- Do not apply to newly seeded or sodded areas until after the fourth mowing. On newly sprigged areas, wait 5 months before applying the product.
- Do not apply to dichondra, bentgrass or St. Augustinegrass lawns.
- Allow at least a 4-month interval between applications of this product.
- Do not enter or allow others to enter the treated area until dust has settled.
- ~~Do not apply this product in a way that will contact any person or pet, either directly or through drift.~~
- Keep people and pets out of the area during application.



**Note to PM:**

EPA Reg. No. 538-237

**Bold, italicized text is information for the reader and is not part of the label.**

[Bracketed information is optional.] Text separated by / denotes and/or options.

Underline text is new. ~~Strike-through text is being deleted.~~

~~Notifications dated 9/15/08, 2/29/08, 10/16/07; Comments 7/31/07~~ Notification submitted 2/16/10

**Actively growing crabgrass or moss**

This product controls crabgrass in its early stages of growth. This product does not control mature crabgrass and other existing weeds. You can kill broadleaf weeds with Scotts Turf Builder with Plus 2 Weed Control.

**Storage and Disposal**

**Pesticide Storage:** Store in a clean, dry place. Reseal opened bag by folding top down and securing.

**Pesticide Disposal:** **If Empty:** Nonrefillable container. Do not reuse or refill this container. Place in trash or offer for recycling if available.

**If Partly Filled:** Call your local solid waste agency for disposal instructions. Never place unused product down any indoor or outdoor drain.

***JEND OF DIRECTIONS FOR USE VERSION #4***

**FIRST AID**

**If on skin or clothing:** Take off contaminated clothing. Rinse skin immediately with plenty of water for 15-20 minutes. **If in eyes:** Hold eye open and rinse slowly and gently with water for 15-20 minutes. Remove contact lenses, if present, after first 5 minutes, then continue rinsing eye.

Call a poison control center or doctor for treatment advice. Have the product container or label with you when calling a poison control center or doctor, or going for treatment.

**PRECAUTIONARY STATEMENTS**

**Hazards to Humans and Domestic Animals:** CAUTION, Harmful if absorbed through the skin. Causes moderate eye irritation. Avoid contact with eyes, skin, or clothing.

**Personal Protective Equipment (PPE)**

**All loaders, applicators and other handlers must wear:**

- Long-sleeved shirt and long pants
- Chemical resistant gloves made of waterproof materials and
- Shoes plus socks

**User Safety Recommendations**

User should wash hands thoroughly with soap and water after handling and before eating, drinking, chewing gum, using tobacco or using the toilet. User should remove clothing immediately if pesticide gets inside. Then wash thoroughly and put on clean clothing. ~~Follow manufacturer's instructions for cleaning/maintaining PPE. If no such instructions for washables, use detergent and hot water.~~

**Environmental Hazard:** This pesticide is toxic to fish. ~~Do not apply directly to water.~~ Runoff from treated areas may be hazardous to aquatic organisms in neighboring areas. ~~Do not contaminate water when disposing of equipment/washwaters.~~ In case of spills, either collect for use or dispose of properly. To protect the environment, do not allow pesticide to enter or run off into storm drains, drainage ditches, gutters or surface waters. Applying this product in calm weather when rains not predicted for the next 24 hours will help to ensure that wind or rain does not blow or wash pesticide off the treatment area. Sweeping any product that lands on a driveway, sidewalk or street back onto the treated area of the lawn or garden will help to prevent run off to water bodies or drainage systems.

**Staining Note:** Can cause staining to cement, stone, metallic surfaces (such as automobiles and garden furniture), clothing or shoes. If contact occurs, brush off particles to prevent staining and/or unwanted tracking into the house. If necessary, rinse off with water.

538-237.20100216.NOTIF

20070731SAL

**Note to PM:**

EPA Reg. No. 538-237

**Bold, italicized text is information for the reader and is not part of the label.**

[Bracketed information is optional.] Text separated by / denotes and/or options.

Underline text is new. ~~Strike-through text is being deleted.~~

~~Notifications dated 9/15/08, 2/29/08, 10/16/07. Comments: 7/31/07~~ Notification submitted 2/16/10

**[OPTIONAL SPREADER SETTING INFORMATION]**

Scotts Spreader Settings	Scotts Drop Spreaders	Scotts EasyGreen™ Rotary	Scotts SpeedyGreen® Rotary
REGULAR RATE: (treats 5,000 – 6,000 sq. ft.)*	XX	XX	XX
HEAVY RATE: (treats 4,500 sq. ft.)	XX	XX	XX
<i>[Optional specific regional rate]</i>	XX	XX	XX

\*In California, apply at the 5,000 sq. ft. rate only

**[OPTIONAL SPREADER INFORMATION]**

Spreader Setting	Regular Rate (covers 5,000 – 6,000 sq. ft.)	Heavy Rate (covers 4,500 sq. ft.)
Scotts Drop Spreaders	X	X
Scotts EasyGreen™ Rotary	X	X
Scotts SpeedyGreen® Rotary	X	X

**Additional Spreader Settings**

EZ Drop (Republic) .....	XX	Ortho Drop .....	X
Cyclone Rotary .....	XX	Green View Drop .....	X
Sears Drop .....	XX	Precision Drop.....	X

(Non-Scotts spreader settings are approximate. You may need to adjust for proper coverage.)

**TIPS ON SPREADING WITH SCOTTS SPREADERS**

**Scotts Drop:**

- First apply 2 header strips
- Operate spreader the longest way of the lawn
- Overlap wheels to insure uniform feeding
- Shut off spreader when you have reached the header strips or stopped
- Mow lawn first if grass is tall enough to touch the bottom of the spreader

**EasyGreen™ Rotary:**

- Slide shut-off lever to the right. Application automatically starts and stops when you do
- For complete coverage make each pass about 30 inches from the previous one so some overlapping occurs

**SpeedyGreen™ Rotary:**

- Shut-off spreader anytime you stop
- For complete coverage make each pass about 5 feet from the previous one so some overlapping occurs
- Avoid applying product in flower beds adjacent to lawns

Note to PM:

EPA Reg. No. 538-237

**Bold, italicized text is information for the reader and is not part of the label.**

[Bracketed information is optional.] Text separated by / denotes and/or options.

Underline text is new. -Strike through text is being deleted.

~~Notifications dated 9/15/08, 2/29/08, 10/16/07~~ Comments: 7/31/07 Notification submitted 2/16/10

**[ALTERNATE SPREADER INSTRUCTIONS]**

Spreading Tips. For best results, use a Scotts spreader:

Scotts Drop: Mow lawn first if grass is tall enough to touch the bottom of the spreader. First apply two header strips. Then operate spreader the longest way of the lawn. Overlap wheel marks to insure uniform feeding. Shut off spreader when you have reached the header strips or stopped.

Scotts EasyGreen™ Rotary: Slide shut-off lever to the right; application automatically starts and stops when you do. For complete coverage make each pass about 30 inches from the previous one so some overlapping occurs.

Scotts SpeedyGreen™ Rotary: Shut off spreader anytime you stop. For complete coverage make each pass about 5 feet from the previous one, so some overlapping occurs. Avoid applying this product on flowers, vegetables and shrub plantings.

Are you proud of your lawn?

If you have a lawn success story using Scotts products, we'd like to hear about it. Write to Scotts Consumer Service, 14111 Scottslawn Road, Marysville, Ohio 43041. Photos are welcome.

**[ALTERNATE SPREADER SETTING INFORMATION]**

Spreading Tips

For best results, use a Scotts spreader

	Spreader Settings		DIRECTIONS
	REGULAR RATE covers 5,000 – 6,000 sq. ft.	HEAVY RATE covers 4,500 sq. ft.	
Scotts [AccuGreen] Drop Spreaders	X	X	Mow lawn first; apply 2 header strips; apply longest direction of lawn, overlapping wheel marks
Scotts PrecisionGreen Drop Spreader	X	X	Mow lawn first; apply 2 header strips; apply longest direction of lawn, overlapping wheel marks
Scotts EasyGreen™ Rotary	X	X	Make each pass about XX inches from previous pass to overlap spread width.
Scotts SpeedyGreen® & Edgeguard Rotary	X	X	Make each pass about X feet from previous pass to overlap spread width.

**[ALTERNATE SPREADER SETTING INFORMATION]**

- To provide proper distribution, calibrate spreader before application.
- For best results always use a Scotts® spreader.

**Note to PM:**

EPA Reg. No. 538-237

***Bold, italicized text is information for the reader and is not part of the label.***

[Bracketed information is optional.] Text separated by / denotes and/or options.

Underline text is new. ~~Strike-through text is being deleted.~~

Notifications dated 9/15/08, 2/29/08, 10/16/07; Comments 7/31/07 Notification submitted 2/16/10

Spreader Settings	Regular Rate Covers 16,200 sq ft	Heavy Rate Covers 14,500 sq ft	Width of Coverage (in ft.)
Scotts ProRotary	X	X	X
Scotts AccuPro 2000 Rotary (cone 8)	X	X	X
SR Rotary (cone 8)	X	X	X
Scotts SpeedyGreen® Rotary	X	X	X
Scotts Broadcast Tractor	X	X	X

**Spreader Setting Information:**

Apply header strips. Then apply in longest direction of lawn.

For additional spreader settings, please call 1-800-543-TURF (8873)

Spreader Settings [Regular Rate] Covers 5,000 sq ft

Scotts broadcast/rotary spreaders = 4 3/4

Each pass should be within 5 ft of each other to ensure an overlap

Scotts Basic, Standard, Deluxe EdgeGuard, Lawn Pro or Speedy Green

Scotts Easy Green = 27

Scotts Drop Spreaders = 8

Make sure wheel completely overlaps previous wheel marks

Scotts AccuGreen

Apply

[OPTIONAL BACK PANEL CLAIMS]

There's a Scotts product for every need:

Dandelions? Scotts Super Turf Builder Plus 2 weed control plus lawn fertilizer eliminates over 50 weeds while giving your lawn a full feeding of Super Turf Builder® lawn fertilizer.

Seeding, sodding, or sprigging, for new lawns, use Scotts Starter™ Fertilizer and follow up in 4 to 6 weeks with Scotts Turf Builder to establish new plantings.

Confused over what to do or when to do it? With Scotts 4-Step™ annual program it is hard to fail. Simply apply Step™ 1 in early spring and another Step™ every two months. You will eliminate weeds and insects and feed your lawn year-round with Scott's best annual program. (NOT for dichondra, St. Augustinegrass and some geographical areas.)

Lawn Questions?

Have questions or need advise?

Questions, Comments, Information

Call Scott's toll-free consumer helpline: 1-800-543-TURF (In Ohio, 1-800-762-4010)

Open Monday through Saturday 9:00 am to 5:00 pm EST.

"Lawn Success Made Easy!"

Visit Scott's website at [www.scottslawn.com](http://www.scottslawn.com)

Your Do-It-Yourself Lawn Care Headquarters

Note to PM:

EPA Reg. No. 538-237

**Bold, italicized text is information for the reader and is not part of the label.**

[Bracketed information is optional.] Text separated by / denotes and/or options.

Underline text is new. ~~Strike-through text is being deleted.~~

Notifications dated 9/15/08, 2/29/08, 10/16/07, Comments 7/31/07 Notification submitted 2/16/10

Scotts Lawn Pro retailers can provide you with do-it-yourself expertise and products to have a beautiful lawn simply and easily . . . for less money than hiring a lawn service. That's why we call them lawn pros!

QUESTIONS?

If you have questions you can talk directly with a Scotts Lawn Counselor. Simply call the toll-free number: 1-800-543-TURF (In Ohio, 1-800-762-4010).

Scotts Policy  
No-Quibble Guarantee

If for any reason you, the consumer, are not satisfied with results after using this product, you are entitled to get your money back. Simply send us evidence of purchase and we will mail you a refund check promptly.

Scotts . . . the lawn people  
Marysville, Ohio 43041

Expert Gardener Guarantee

When you choose Expert Gardener products, you can be assured of high quality and performance in your lawn and garden. If for any reason you are not completely satisfied with this product, we will refund your money. Please mail your name, address and proof of purchase (dated receipt and package UPC/barcode) to the address below. Also, to ensure quality control, please write us a brief note explaining your experience with our product and reason for seeking a refund.

The Scotts Company, 14111 Scottslawn Rd, Marysville, OH 43041

Dedicated to a Beautiful World™ Trusted by generations of homeowners [gardeners], Scotts [Miracle-Gro] is dedicated to helping you enhance and protect the natural beauty of your home environment.

Are you proud of your lawn?

If you have a lawn success story using Scotts products, we'd like to hear about it. Write to Scotts Consumer Service, 14111 Scottslawn Road, Marysville, Ohio 43041. Photos are welcome.

Scotts & Poly-S, Speedy Green, EdgeGuard, EasyGreen, AccuGreen and PrecisionGreen are registered trademarks of OMS Investments, Inc. Basic, Standard and Deluxe EdgeGuard are trademarks of OMS investments, Inc.

Product of USA

US Patent Nos. 5,219,465; 5,300,135; 5,405,426; 5,466,274

Expert Gardener is marketed exclusively by Wal-Mart Stores, Inc. Bentonville, AR 72716

Shop @ [walmart.com](http://walmart.com)