

538-234

11/5/2004

10419



UNITED STATES ENVIRONMENTAL PROTECTION AGENCY
WASHINGTON, D.C. 20460

OFFICE OF
PREVENTION, PESTICIDES AND
TOXIC SUBSTANCES

Sheila R. Kendrick
The Scotts Company
14111 Scottslawn Road
Marysville, Ohio 43041

NOV - 5 2004

Subject: Label Amendment
EPA Reg. No.: 538-234/Weed Control With Fertilizer
EPA Receipt Date: September 30, 2004

Dear Ms. Kendrick:

The labeling referred to above, submitted in connection with registration under the Federal Insecticide, Fungicide, and Rodenticide Act, as amended, is acceptable provided you make the following label changes.

Low End Label

1. Insert the correct amount in Net Weight __ lbs. and Treats __ Sq. Ft.
2. The "First Aid" and "Precautionary Statements" sections should be moved to follow the "Guaranteed Analysis" section.
3. The "Hazards to Humans and Domestic Animals" statement needs to be changed to "Harmful if swallowed, inhaled, or absorbed through skin. Do not breathe vapors or spray mist. Avoid contact with eyes, skin, or clothing."
4. To the "Directions For Use" section add "Maximum rate per application is (insert the maximum rate of the formulated product per unit area- that reflects a maximum application rate of 2 pounds active ingredient per acre). Maximum of two applications per year".

High End Label


1. Insert the correct amount in Net Weight __ lbs. and Treats __ Sq. Ft.
2. The "First Aid" and "Precautionary Statements" sections should be moved to follow the "Guaranteed Analysis" section.

2019

3. The "Hazards to Humans and Domestic Animals" statement needs to be changed to "Harmful if swallowed, inhaled, or absorbed through skin. Do not breathe vapors or spray mist. Avoid contact with eyes, skin, or clothing."
4. To the "Directions For Use" section add "Maximum rate per application is (insert the maximum rate of the formulated product per unit area- that reflects a maximum application rate of 2 pounds active ingredient per acre). Maximum of two applications per year".

Amended labeling will supercede all previous accepted ones. A stamped copy of labeling is enclosed for your records. Submit one (1) copy of final printed labeling before you release the product for shipment. If you have any questions please call Erik Kraft at 703-308-9358.

Sincerely,



James A. Tompkins
Product Manager 25
Herbicide Branch
Registration Division (7505C)

3019



EPA #538-234

LOW END OF RANGE

ALTERNATE BRAND NAMES

Step™2
Scotts® Weed Control with Fertilizer
Scotts® Weed Killer for St. Augustine Lawns
Ortho Weed-B-Gon® Weed Killer for St. Augustine Lawns
Ortho® OR Scotts® Weed-Free Weed Killer for St. Augustine Lawns
Ortho® OR Scotts® Spot Weeder Weed Killer for St. Augustine Lawns

FRONT

(Scotts)

Weed Control with Fertilizer

(NOTE: The description above will be inverted)

XXXXX

TREATS X,XXX SQ FT

Step™2
of 4 easy steps to
a better lawn

(ILLUST)

SCOTTS®
No-Quibble
Guarantee®
SEE BACK FOR DETAILS

ACCEPTED
with COMMENTS
in EPA Letter Dated
538-234
Under the Federal Insecticide,
Fungicide, and Rodenticide Act
as amended, for the pesticide
registered under EPA Reg. No.
NOV - 5 2004

Weed Control with Fertilizer

(only use on St. Augustine, zoysia,
and carpetgrass lawns)

(ILLUST)

NET WEIGHT XX LBS

XX-X-X

KEEP OUT OF REACH OF CHILDREN
CAUTION
See back for PRECAUTIONARY STATEMENTS

ACTIVE INGREDIENT:

Atrazine†	0.60%
OTHER INGREDIENTS:	99.40%
Total	100.00%

†CAS #1912-24-9

EPA Reg. No 538-234

EPA Est 538-OH-1



40019

GUSSETS

Annual
Program

XXXXX

Step™2

SCOTTS®
No-Quibble
Guarantee®
SEE BACK FOR DETAILS

BACK

PULL TAB
and remove for
pour spout
(ILLUS.)

Step™2 - XXXXX
XM

TREATS XX,000 SQ FT

PROOF OF
PURCHASE

Easy
Open PULL HERE -



Scotts Annual Lawn Care Program™

Now it's easy for you to have a better lawn

Save money

Why even consider a lawn care service
Scotts Annual Program will give
you a beautiful lawn for about one-third
the cost.

Start anytime

You can start the Annual Program
anytime of the year. Just check the
month and select the appropriate Step
listed below.

Simple and easy

No more guesswork. You simply apply
the right product - one Step at a
time.

Guaranteed results

Each Step is designed for the specific
season to help give you a healthier,
greener lawn.

(The 4 Steps listed below will be placed horizontally in one row.)

Step™1. Early Spring February-April

Crabgrass Preventer plus Fertilizer - prevents crabgrass, foxtail, spurge, oxalis, chickweed and other annual weeds while providing deep, thick greening for up to 2 months. This is Scotts best fertilizer plus crabgrass preventer.

Step™2. (Application A Optional) Late Winter Spring January - May

Weed Control with Fertilizer - controls dollarweed, chickweed, matchweed and other broadleaf weeds while greening your lawn for up to 2 more months.

Step™3. Summer June-August

Insect Control plus Fertilizer - controls white grubs, chinch bugs, sod webworms and other lawn insects plus keeps your lawn green through the Summer.


538-234A (02/02)



50219

Step™4. Fall August-November

Lawn Fertilizer – specially formulated for the Fall – the best time to develop a stronger root system for a healthier, thicker, lawn. Helps your lawn green up even quicker next Spring. This is Scotts best fall fertilizer.

Product Facts	
Treats up to XX sq ft	
KILLS WEEDS	Dollarweed and 24 other lawn weeds
WHERE TO USE	For use on St. Augustinegrass (including Floratam), zoysia and carpetgrass lawns only – won't harm lawn grasses
AMOUNT TO USE	Sprinkle product lightly over weeds. 1 Tbs covers 4 sq ft.
 Questions, Comments or Medical Information call 1-800-225-2883 (1-800-543-TURF) www.ortho.com (www.scotts.com)	

WEEDS CONTROLLED

Black medic, blue toadflax, buckhorn, burclover, Carolina geranium (cranesbill), chickweed, dandelion, dichondra, dollarweed, eveningprimrose, Florida betony, Florida pusley, fragrant cudweed (rabbit-tobacco), henbit, lippia (matchweed), oxalis (yellow woodsorrel), pepperweed, purslane, red sorrel (sheep sorrel), rescuegrass, shepherdspurge, sowthistle, stinging nettle, Venus lookingglass, wild mustard.

WEEDS PREVENTED

Crabgrass, sedges, spotted spurge, bull paspalum.

Step™2 DIRECTIONS FOR USE

It is a violation of federal law to use this product in a manner inconsistent with its labeling.

- Apply only when grass is dry.
- This product must be WATERED IN IMMEDIATELY after application.
- Do not apply this product in a way that will contact any person either directly or through drift. Keep people and pets out of area during application.
- Do not allow people or pets to enter treatment areas until watering-in is complete and the surface is dry.
- Do not apply by hand. Hand-held devices, such as hand-held rotary applicators may only be used for spot treatment (not for broadcast application)
- Rinse particles off the grass blades when temperatures are 80°F or above.
- Don't apply to lawns or mixed lawns of bahiagrass, bermudagrass, bluegrass, fine fescue, bentgrass, ryegrass, tall fescue or dichondra because injury may occur.
- Don't apply to newly seeded carpetgrass lawns until after the new grass has been mowed at least twice.

- Don't plant sprigs for one month, or sow new grass seed for six months following application of Step™2.
- DESIRABLE PLANTS: DON'T APPLY ON OR UNDER THE BRANCH SPREAD (ROOTZONE) AREA OF TREES, SHRUBS, BEDDING PLANTS, FLOWERS OR GARDEN PLANTS, PARTICULARLY IN COMPACT, SLOWLY DRAINING SOILS IN THE DALLAS-FT WORTH AREA.
- An application of Scotts Lawn Supplement may be used anytime during the year if extra greening is desired.

OPTIONAL DIRECTIONS FOR USE

IMPORTANT

This product must be WATERED IN IMMEDIATELY after application.

Do not apply this product in a way that will contact any person either directly or through drift. Keep people and pets out of area during application.

Do not allow people or pets to enter treatment areas until watering-in is complete and the surface is dry.

Do not apply by hand. Hand-held devices, such as hand-held rotary applicators may only be used for spot treatment (not for broadcast application)

Do not apply to lawns or mixed lawns of bahiagrass, bermudagrass, bluegrass, fine fescue, bentgrass, ryegrass, tall fescue or dichondra because injury may occur.

Do not apply to newly seeded carpetgrass lawns until after the new grass has been mowed at least twice.

Do not plant sprigs for one month, or sow new grass seed for six months in treated area following application.

Do not apply to carpetgrass lawns during the period of winter dormancy – approximately October 15 – March 15.

Desirable plants: Do not apply on or under the branch spread (rootzone) area of shrubs, bedding plants, flowers or vegetables.

FOR BEST RESULTS

AMOUNT TO USE *[Image/illustration of amount to use]*

Using a quarter as a size reference, this illustration shows the amount of *(Name to be determined)* with 1 Tablespoon sprinkled evenly over 4 sq ft (square feet).

WHERE TO USE

Use to control weeds on St. Augustine (including Floratam), zoysia, and carpetgrass lawns only.

WHEN TO APPLY

Apply anytime weeds are actively growing.

Optional - Ideal for spot treating lawn weeds in between fertilizer [and granular weed & feed] (Scotts Bonus S®) applications.

Apply only when grass is dry.

70819

For best results, water after application to help activate the product.

HOW TO APPLY

——[OPTION 1] SHAKER BAG, CANISTER, SHAKER BOTTLE——

Open container and shake as needed to lightly sprinkle product over weeds. Cover as indicated in the picture above (below). 1 Tbs treats 4 square feet (sq ft).

——[OPTION 2] GRASSHOPPER APPLICATOR ——

Easy to Use Applicator

1. Remove top overcap. Unscrew nozzle and remove safety seal from jug. [illustration #1]
2. Extend nozzle applicator and rotate as shown [illustration #2]
3. Sprinkle product over weeds in lawn. Cover as indicated in above instructions. 1 Tbs treats 4 square feet (sq ft) [illustration #3]

80 of 19

Guaranteed Analysis

643-XXXX

Total nitrogen (N).....XX%
 X.X% ammoniacal nitrogen
 X.X% urea nitrogen
 X.X% other water soluble nitrogen*
 X.X% water insoluble nitrogen
 Available phosphate (P²O⁵) X%
 Soluble potash (K²O) X%

Derived from: xxx

*Contains X.X% slowly available methylenediurea and dimethylenetriurea nitrogen.

Information regarding the contents and levels of metals in this product is available on the internet at <http://www.regulatory-info-sc.com>

Product of USA

U.S. Patent No. XXXXXXXXXXXXXXXX

The Scotts Company
14111 Scottslawn Road
Marysville, Ohio 43041

The Ortho Group
P.O. Box 1749
Columbus, OH 43216

Spreader Setting	Scotts® Drop Spreader	Scotts® EasyGreen® Rotary
(treats X,XXX sq ft)	X	XX

TIPS ON SPREADING WITH SCOTTS® DROP SPREADERS

- First apply 2 header strips
- It is easier to follow wheel tracks if you operate spreader the longest way of the lawn or at right angles to the sun (ILLUS.)
- Overlap wheels about 2" to avoid striping
- Shut off spreader when you reach the header strips or anytime you stop (ILLUS.)
- If grass is tall enough to touch the bottom of the spreader, mow lawn before application

EasyGreen® Rotary

- Slide shut-off lever to the right, application automatically starts and stops when you do
- Avoid misses by making each pass about 30 inches from the previous one so some overlapping occurs

FIRST AID

If in eyes: Hold eye open and rinse slowly and gently with water for 15-20 minutes. Remove contact lenses, if present, after first 5 minutes, then continue rinsing eye. **If on skin or clothing:** Take off contaminated clothing. Rinse skin immediately with plenty of water for 15-20 minutes. **If swallowed:** Call A poison control center or doctor immediately for treatment advice. Have person sip a glass of water if able to swallow. Do not induce vomiting unless told to do so by a poison control center or doctor. Do not give anything by mouth to an unconscious person. **If inhaled:** Move person to fresh air. If person is not breathing, call 911 or an ambulance, then give artificial respiration, preferably by mouth-to-mouth, if possible.



Call a poison control center or doctor for treatment advice. Have the product container or label with you when calling poison control center or doctor, or going for treatment.

Precautionary Statements

Hazards to Humans and Domestic Animals: CAUTION, causes eye irritation. Avoid contact with eyes, skin, or clothing. Wash thoroughly with soap and water after handling. Harmful if swallowed. Do not contaminate water when disposing of equipment washwaters.

ENVIRONMENTAL HAZARDS: This product is toxic to aquatic invertebrates. Do not apply directly to water, to areas where surface water is present or to intertidal areas below the mean high water mark. Runoff and drift from treated areas may be hazardous to aquatic organisms in neighboring areas. Do not contaminate water when cleaning equipment. Do not clean equipment over hard surfaces or near storm drains.

Atrazine can travel (seep or leach) through soil and enter ground water which may be used as drinking water. Atrazine has been found in ground water. Users are advised not to apply Atrazine to permeable (i.e. well drained) soils where the water table (groundwater) is close to the surface. Your local agricultural agencies can provide further information on the type of soil in your area and the location of ground water.

Storage and Disposal

STORAGE: Store in a clean, dry place. Reseal opened bag/container [by folding top down and securing].

DISPOSAL: IF EMPTY: Do not reuse this container. Place in trash or offer for recycling if available. **IF PARTLY FILLED:** Call your local solid waste agency or 1-800-CLEANUP for disposal instructions. Never place unused product down any indoor or outdoor drain.

If you have questions.

We designed this Program to make having a better lawn as simple and easy as possible. but you may still have some questions about your lawn during the year. If so, you can contact the Scotts Lawn Pro retailer where you bought this Program. They are ready to answer your questions and provide any help or information that you may need. -Or- you can get the answers by talking directly with one of Scotts lawn counselors. Simply dial this toll-free number 1-800-543-TURF Monday through Friday 9:00 AM to 5:00 PM Eastern time (in Ohio 1-800-762-4010).

**Scotts®
No-Quibble Guarantee®**

If for any reason you, the consumer, are not satisfied with results after using this product, you are entitled to get your money back. Simply send us evidence of purchase and we will mail you a refund check promptly.

NOTICE: Buyer assumes all risks of use, storage or handling of this product not in accordance with directions.

The ORTHO Guarantee: If for any reason you are not satisfied with this product, mail us proof of purchase to obtain a full refund of your purchase price.

SCOTTS.....the lawn people
MARYSVILLE, OHIO 43041

32247 XXXXX

The Scotts Company
14111 Scottslawn Road
Marysville, Ohio 43041

The Ortho Group
P.O. Box 1749
Columbus, OH 43216



©2002, The Scotts Company. World rights reserved.

Claims

- New
- Now
- Kills dollarweed [and 24 other [common] lawn weeds]
- Treats [over] 25 [common] [lawn] weeds
- Kills/Eliminates 25 [common] [lawn] weeds
- Kills weeds, not [St. Augustine] lawns
- Kills and prevents
- Kills (clears out) [existing] weeds and prevents new weeds from growing
- Our (Ortho's/Scotts'/Weed-B-Gon's) particles provide you with two [important] benefits: (1) Control(s) dollarweed and 24 other common lawn weeds. (2) Prevent(s)(tion) germination of these annual weeds: crabgrass, bull paspalum, sedges, spotted surge
- Targets weeds, leaves grass (lawn) unharmed
- Won't harm [St. Augustine] [Southern] lawns (grass)!
- Special formula (specially formulated to) kill(s) weeds, won't harm lawns
- For use on St. Augustinegrass (including Floratam), zoysia, and carpetgrass lawns only
- Made (formulated) (specially formulated) for [use on] St. Augustine Lawns
- [How it works] - (Name) contains a special blend of [proven] ingredients that target (seek out) and destroy (kill) weeds, while leaving the (your) grass (lawn) (St. Augustine lawn) unharmed - guaranteed
- [How it works] - (Name) contains a special granular formula that attacks weeds through the leaves and through the roots, killing them while leaving your grass (St. Augustine Lawn) completely unharmed - guaranteed
- [Dual-action] Works through the leaves and through the roots

- Small, lightweight granules provide complete uniform coverage and are quickly absorbed to help insure complete control of weeds
- Contains Scotts' Bonus S® weed killing (control) technology (formula)
- Helps keep[s] the lawn look[ing] beautiful [all season long]
- Directions in [and/or] Spanish [see (on) back panel (label) (of bag)]
- Use anytime weeds are actively growing
- Guaranteed [performance]
- No mixing [or (no) measuring]
- Ready to use [granules]
- Dry (granular) formula
- Apply (Goes on) dry
- Rain or watering immediately after application will not wash away effectiveness
- Rainproof immediately [after application]
- Moisture (water) proof (resistant) container (package)
- Made in U.S.A.

CLAIMS SPECIFIC TO SHAKER CANISTER/BOTTLE

- Built-in applicator
- Easy to use [applicator]
- Applicator makes spot treating weeds easy.
- Easy (E-Z) pour spout
- Apply in (with) one easy step
- Easy/Ready to pour (shake) (apply) (sprinkle) [on (to) weeds]
- Great (ideal) for spot treatments (treating [lawn] weeds)
- Makes spot treating weeds easy.
- Apply (shake) (sprinkle) (pour) directly to (on) weeds
- Just open and pour (apply) (sprinkle) (shake) [on (to) weeds]
- [Ideal for] Use in between (as a supplement to) fertilizer (Scotts) (Scotts Bonus S®) applications (treatments) [to spot treat weeds in your lawn].
- No spreader required!



110919



EPA #538-234
HIGH END OF RANGE

ALTERNATE BRAND NAMES

Step™2
Scotts® Weed Control with Fertilizer
Scotts® Weed Killer for St. Augustine Lawns
Ortho Weed-B-Gon® Weed Killer for St. Augustine Lawns
Ortho® OR Scotts® Weed-Free Weed Killer for St. Augustine Lawns
Ortho® OR Scotts® Spot Weeder Weed Killer for St. Augustine Lawns

FRONT

(Scotts) Weed Control with Fertilizer

(NOTE: The description above will be inverted)

XXXXX

TREATS X,XXX SQ FT

Step™2
of 4 easy steps to
a better lawn

(ILLUST)

SCOTTS®
No-Quibble
Guarantee®
SEE BACK FOR DETAILS

Weed Control with Fertilizer

(only use on St. Augustine, zoysia,
and carpetgrass lawns)

(ILLUST)

NET WEIGHT XX LBS

XX-X-X

KEEP OUT OF REACH OF CHILDREN
CAUTION
See back for PRECAUTIONARY STATEMENTS

ACTIVE INGREDIENT:

Atrazine†	1.32%
OTHER INGREDIENTS:	98.68%
Total	100.00%

†CAS #1912-24-9

EPA Reg. No 538-234

EPA Est 538-OH-1



120919

GUSSETS

Annual Program
XXXXX

Step™2

SCOTTS®
No-Quibble
Guarantee®
SEE BACK FOR DETAILS

BACK

PULL TAB
and remove for
pour spout
(ILLUS.)

Step™2 - XXXXX
XM

TREATS XX,000 SQ FT

PROOF OF
PURCHASE

Easy
Open PULL HERE -



Scotts Annual Lawn Care Program™

Now it's easy for you to have a better lawn

Save money

Why even consider a lawn care service
Scotts Annual Program will give
you a beautiful lawn for about one-third
the cost.

Start anytime

You can start the Annual Program
anytime of the year. Just check the
month and select the appropriate Step
listed below.

Simple and easy

No more guesswork. You simply apply
the right product - one Step at a
time.

Guaranteed results

Each Step is designed for the specific
season to help give you a healthier,
greener lawn.

(The 4 Steps listed below will be placed horizontally in one row.)

Step™1. Early Spring February-April

Crabgrass Preventer plus Fertilizer - prevents crabgrass, foxtail, spurge, oxalis, chickweed and other annual weeds while providing deep, thick greening for up to 2 months. This is Scotts best fertilizer plus crabgrass preventer.

Step™2. (Application A Optional) Late Winter Spring January - May

Weed Control with Fertilizer - controls dollarweed, chickweed, matchweed and other broadleaf weeds while greening your lawn for up to 2 more months.

Step™3. Summer June-August




Box 19

Insect Control plus Fertilizer – controls white grubs, chinch bugs, sod webworms and other lawn insects plus keeps your lawn green through the Summer.

Step™4. Fall August-November

Lawn Fertilizer – specially formulated for the Fall – the best time to develop a stronger root system for a healthier, thicker, lawn. Helps your lawn green up even quicker next Spring. This is Scotts best fall fertilizer.

Product Facts	
Treats up to XX sq ft	
KILLS WEEDS	Dollarweed and 24 other lawn weeds [weed icon]
WHERE TO USE	For use on St. Augustinegrass (including Floratam), zoysia and carpetgrass lawns only – won't harm lawn grasses
AMOUNT TO USE	Sprinkle product lightly over weeds. 1 Tbs covers 4 sq ft.
 Questions, Comments or Medical Information call 1-800-225-2883 (1-800-543-TURF) www.ortho.com (www.scotts.com)	

WEEDS CONTROLLED

Black medic, blue toadflax, buckhorn, burclover, Carolina geranium (cranesbill), chickweed, dandelion, dichondra, dollarweed, eveningprimrose, Florida betony, Florida pusley, fragrant cudweed (rabbit-tobacco), henbit, lippia (matchweed), oxalis (yellow woodsorrel), pepperweed, purslane, red sorrel (sheep sorrel), rescuegrass, shepherdspurge, sowthistle, stinging nettle, Venus lookingglass, wild mustard.

WEEDS PREVENTED

Crabgrass, sedges, spotted spurge, bull paspalum.

Step™2 DIRECTIONS FOR USE

It is a violation of federal law to use this product in a manner inconsistent with its labeling.

- Apply only when grass is dry.
- This product must be WATERED IN IMMEDIATELY after application.
- Do not apply this product in a way that will contact any person either directly or through drift. Keep people and pets out of area during application.
- Do not allow people or pets to enter treatment areas until watering-in is complete and the surface is dry.
- Do not apply by hand. Hand-held devices, such as hand-held rotary applicators may only be used for spot treatment (not for broadcast application)
- Rinse particles off the grass blades when temperatures are 80°F or above.
- Don't apply to lawns or mixed lawns of bahiagrass, bermudagrass, bluegrass, fine fescue, bentgrass, ryegrass, tall fescue or dichondra because injury may occur.
- Don't apply to newly seeded carpetgrass lawns until after the new grass has been mowed at least twice.

140919

- Don't plant sprigs for one month, or sow new grass seed for six months following application of Step™2.
- DESIRABLE PLANTS: DON'T APPLY ON OR UNDER THE BRANCH SPREAD (ROOTZONE) AREA OF TREES, SHRUBS, BEDDING PLANTS, FLOWERS OR GARDEN PLANTS, PARTICULARLY IN COMPACT, SLOWLY DRAINING SOILS IN THE DALLAS-FT WORTH AREA.
- An application of Scotts Lawn Supplement may be used anytime during the year if extra greening is desired.

OPTIONAL DIRECTIONS FOR USE

IMPORTANT

This product must be WATERED IN IMMEDIATELY after application.

Do not apply this product in a way that will contact any person either directly or through drift. Keep people and pets out of area during application.

Do not allow people or pets to enter treatment areas until watering-in is complete and the surface is dry.

Do not apply by hand. Hand-held devices, such as hand-held rotary applicators may only be used for spot treatment (not for broadcast application)

Do not apply to lawns or mixed lawns of bahiagrass, bermudagrass, bluegrass, fine fescue, bentgrass, ryegrass, tall fescue or dichondra because injury may occur.

Do not apply to newly seeded carpetgrass lawns until after the new grass has been mowed at least twice.

Do not plant sprigs for one month, or sow new grass seed for six months in treated area following application.

Do not apply to carpetgrass lawns during the period of winter dormancy – approximately October 15 – March 15.

Desirable plants: Do not apply on or under the branch spread (rootzone) area of shrubs, bedding plants, flowers or vegetables.

FOR BEST RESULTS

AMOUNT TO USE *[Image/illustration of amount to use]*

Using a quarter as a size reference, this illustration shows the amount of *(Name to be determined)* with 1 Tablespoon sprinkled evenly over 4 sq ft (square feet).

WHERE TO USE

Use to control weeds on St. Augustine (including Floratam), zoysia, and carpetgrass lawns only.

WHEN TO APPLY

Apply anytime weeds are actively growing.

Optional - Ideal for spot treating lawn weeds in between fertilizer [and granular weed & feed] (Scotts Bonus S®) applications.

150 of 19

Apply only when grass is dry.

For best results, water after application to help activate the product.

HOW TO APPLY

——[OPTION 1] SHAKER BAG, CANISTER, SHAKER BOTTLE——

Open container and shake as needed to lightly sprinkle product over weeds. Cover as indicated in the picture above (below). 1 Tbs treats 4 square feet (sq ft).

-----[OPTION 2] GRASSHOPPER APPLICATOR -----

Easy to Use Applicator

1. Remove top overcap. Unscrew nozzle and remove safety seal from jug. [illustration #1]
2. Extend nozzle applicator and rotate as shown [illustration #2]
3. Sprinkle product over weeds in lawn. Cover as indicated in above instructions. 1 Tbs treats 4 square feet (sq ft) [illustration #3]

160919

Guaranteed Analysis

643-XXXX

Total nitrogen (N).....XX%
 X.X% ammoniacal nitrogen
 X.X% urea nitrogen
 X.X% other water soluble nitrogen*
 X.X% water insoluble nitrogen
 Available phosphate (P²O⁵)X%
 Soluble potash (K²O)X%

Derived from: xxx

*Contains X.X% slowly available methylenediurea and dimethylenetriurea nitrogen.

Information regarding the contents and levels of metals in this product is available on the internet at <http://www.regulatory-info-sc.com>

Product of USA

U.S. Patent No. XXXXXXXXXXXXXXX

The Scotts Company
14111 Scottslawn Road
Marysville, Ohio 43041

The Ortho Group
P.O. Box 1749
Columbus, OH 43216

Spreader Setting	Scotts® Drop Spreader	Scotts® EasyGreen® Rotary
(treats X,XXX sq ft)	X	XX

TIPS ON SPREADING WITH SCOTTS® DROP SPREADERS

- First apply 2 header strips
- It is easier to follow wheel tracks if you operate spreader the longest way of the lawn or at right angles to the sun (ILLUS.)
- Overlap wheels about 2" to avoid striping
- Shut off spreader when you reach the header strips or anytime you stop (ILLUS.)
- If grass is tall enough to touch the bottom of the spreader, mow lawn before application

EasyGreen® Rotary

- Slide shut-off lever to the right, application automatically starts and stops when you do
- Avoid misses by making each pass about 30 inches from the previous one so some overlapping occurs

FIRST AID

If In eyes: Hold eye open and rinse slowly and gently with water for 15-20 minutes. Remove contact lenses, if present, after first 5 minutes, then continue rinsing eye. **If on skin or clothing:** Take off contaminated clothing. Rinse skin immediately with plenty of water for 15-20 minutes. **If swallowed:** Call A poison control center or doctor immediately for treatment advice. Have person sip a glass of water if able to swallow. Do not induce vomiting unless told to do so by a poison control center or doctor. Do not give anything by mouth to an unconscious person. **If inhaled:** Move person to fresh air. If person is not



170919

breathing, call 911 or an ambulance, then give artificial respiration, preferably by mouth-to-mouth, if possible.

Call a poison control center or doctor for treatment advice. Have the product container or label with you when calling poison control center or doctor, or going for treatment.

Precautionary Statements

Hazards to Humans and Domestic Animals: CAUTION, causes eye irritation. Avoid contact with eyes, skin, or clothing. Wash thoroughly with soap and water after handling. Harmful if swallowed. Do not contaminate water when disposing of equipment washwaters.

ENVIRONMENTAL HAZARDS: This product is toxic to aquatic invertebrates. Do not apply directly to water, to areas where surface water is present or to intertidal areas below the mean high water mark. Runoff and drift from treated areas may be hazardous to aquatic organisms in neighboring areas. Do not contaminate water when cleaning equipment. Do not clean equipment over hard surfaces or near storm drains.

Atrazine can travel (seep or leach) through soil and enter ground water which may be used as drinking water. Atrazine has been found in ground water. Users are advised not to apply Atrazine to permeable (i.e. well drained) soils where the water table (groundwater) is close to the surface. Your local agricultural agencies can provide further information on the type of soil in your area and the location of ground water.

Not for use on or under trees, shrubs, bedding plants or garden plants (see back for further explanation).

Storage and Disposal

STORAGE: Store in a clean, dry place. Reseal opened bag/container [by folding top down and securing].

DISPOSAL: IF EMPTY: Do not reuse this container. Place in trash or offer for recycling if available. **IF PARTLY FILLED:** Call your local solid waste agency or 1-800-CLEANUP for disposal instructions. Never place unused product down any indoor or outdoor drain.

If you have questions.

We designed this Program to make having a better lawn as simple and easy as possible. but you may still have some questions about your lawn during the year. If so, you can contact the Scotts Lawn Pro retailer where you bought this Program. They are ready to answer your questions and provide any help or information that you may need. -Or- you can get the answers by talking directly with one of Scotts lawn counselors. Simply dial this toll-free number 1-800-543-TURF Monday through Friday 9:00 AM to 5:00 PM Eastern time (in Ohio 1-800-762-4010

Scotts®
No-Quibble Guarantee®

If for any reason you, the consumer, are not satisfied with results after using this product, you are entitled to get your money back. Simply send us evidence of purchase and we will mail you a refund check promptly.

NOTICE: Buyer assumes all risks of use, storage or handling of this product not in accordance with directions.

The ORTHO Guarantee: If for any reason you are not satisfied with this product, mail us proof of purchase to obtain a full refund of your purchase price.

SCOTTS.....the lawn people

32247 XXXXX



18 of 19

MARYSVILLE, OHIO 40341

The Scotts Company
14111 Scottslawn Road
Marysville, Ohio 43041

The Ortho Group
P.O. Box 1749
Columbus, OH 43216

©2002, The Scotts Company. World rights reserved.

Claims

- New
- Now
- Kills dollarweed [and 24 other [common] lawn weeds]
- Treats [over] 25 [common] [lawn] weeds
- Kills/Eliminates 25 [common] [lawn] weeds
- Kills weeds, not [St. Augustine] lawns
- Kills and prevents
- Kills (clears out) [existing] weeds and prevents new weeds from growing
- Our (Ortho's/Scotts'/Weed-B-Gon's) particles provide you with two [important] benefits: (1) Control(s) dollarweed and 24 other common lawn weeds. (2) Prevent(s)(tion) germination of these annual weeds: crabgrass, bull paspalum, sedges, spotted surge
- Targets weeds, leaves grass (lawn) unharmed
- Won't harm [St. Augustine] [Southern] lawns (grass)!
- Special formula (specially formulated to) kill(s) weeds, won't harm lawns
- For use on St. Augustinegrass (including Floratam), zoysia, and carpetgrass lawns only
- Made (formulated) (specially formulated) for [use on] St. Augustine Lawns
- [How it works] - (Name) contains a special blend of [proven] ingredients that target (seek out) and destroy (kill) weeds, while leaving the (your) grass (lawn) (St. Augustine lawn) unharmed - guaranteed
- [How it works] - (Name) contains a special granular formula that attacks weeds through the leaves and through the roots, killing them while leaving your grass (St. Augustine Lawn) completely unharmed - guaranteed
- [Dual-action] Works through the leaves and through the roots



- Small, lightweight granules provide complete uniform coverage and are quickly absorbed to help insure complete control of weeds
- Contains Scotts' Bonus S® weed killing (control) technology (formula)
- Helps keep[s] the lawn look[ing] beautiful [all season long]
- Directions in [and/or] Spanish [see (on) back panel (label) (of bag)]
- Use anytime weeds are actively growing
- Guaranteed [performance]
- No mixing [or (no) measuring]
- Ready to use [granules]
- Dry (granular) formula
- Apply (Goes on) dry
- Rain or watering immediately after application will not wash away effectiveness
- Rainproof immediately [after application]
- Moisture (water) proof (resistant) container (package)
- Made in U.S.A.

CLAIMS SPECIFIC TO SHAKER CANISTER/BOTTLE

- Built-in applicator
- Easy to use [applicator]
- Applicator makes spot treating weeds easy.
- Easy (E-Z) pour spout
- Apply in (with) one easy step
- Easy/Ready to pour (shake) (apply) (sprinkle) [on (to) weeds]
- Great (ideal) for spot treatments (treating [lawn] weeds)
- Makes spot treating weeds easy.
- Apply (shake) (sprinkle) (pour) directly to (on) weeds
- Just open and pour (apply) (sprinkle) (shake) [on (to) weeds]
- [Ideal for] Use in between (as a supplement to) fertilizer (Scotts) (Scotts Bonus S®) applications (treatments) [to spot treat weeds in your lawn].
- No spreader required!