

FRONT:

For EPA Approval
198 PACKAGE COPY FOR
WEED CONTROL WITH FERTILIZER
XXXXX
03/09/88 AR 03/29/88 AR
09/23/88 VS/CR

PM 25 538-234

✓

(Scotts)

step™ 2

(NOTE: The description above will be inverted.)

XXXXX

TREATS 5,000 SQ FT

step™ 2

of 4 easy steps to
a better lawn

(ILLUS.)

(Scotts(R))

SCOTTS POLICY
No-Quibble
Guarantee
SEE BACK FOR DETAILS

WEED CONTROL WITH FERTILIZER

(only use on St. Augustine, zoysia,
and carpetgrass lawns)

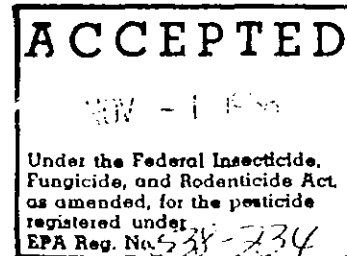
(ILLUS.)

NET WEIGHT 17 5/16 LBS

26-3-3

KEEP OUT OF REACH OF CHILDREN
CAUTION
PRECAUTIONARY STATEMENTS

LEFT COLUMN



Hazards to Humans and Domestic Animals: CAUTION, causes eye irritation. Avoid contact with eyes or clothing. Wash thoroughly with soap and water after handling. If in eyes, flush with plenty of water. Get medical attention if irritation persists. Harmful if swallowed. Do not contaminate water used for irrigation or domestic purposes.

Environmental Hazards: This product is toxic to aquatic invertebrates. Do not apply directly to water or wetlands. Runoff and drift from treated areas may be hazardous to aquatic organisms in neighboring areas. Do not contaminate water when disposing of equipment washwaters. Atrazine can leach through soils and has been found in groundwater. Users are advised not to apply on well-drained soils where the water table (groundwater) is close to the surface. Your County Agricultural Extension Service can advise you of local conditions. Not for use on or under trees, shrubs, bedding plants or garden plants (see back for further explanation).

10/6

FRONT CONTINUED:

STORAGE: Store in a clean, dry place. Reseal opened bag by folding top down and securing.

PESTICIDE DISPOSAL: Securely wrap original container in several layers of newspaper and discard in trash.

CONTAINER DISPOSAL: Do not reuse bag. Discard bag in trash.

RIGHT COLUMN

ACTIVE INGREDIENT:

Atrazine 2-Chloro-4-(ethylamino)-6-(isopropylamino)-s-triazine	1.32%
INERT INGREDIENTS:	98.68%
Total	100.00%


EPA Reg No 538-XXX EPA Est 538-OH-1 643-XXXX
 Weed Control with Fertilizer 26-3-3

Guaranteed Analysis

Total nitrogen (N).26%
0.7% ammoniacal nitrogen	
24.0% urea, methylene ureas nitrogen*	
1.3% water insoluble nitrogen	
Available phosphoric acid (P ₂ O ₅).	3%
Soluble potash (K ₂ O).	3%
Derived from: monoammonium phosphate, urea, methylene ureas, muriate of potash.	
*Contains 8.0% slowly available methylenediurea and dimethylenetriurea nitrogen.	
Chlorine not more than.	2.4%

U.S. Pat. No. 4,387,230
 The O M Scott & Sons Company
 Marysville, Ohio 43041

Product of USA



GUSSETS:


3

RIGHT GUSSET:

(Scotts (R))	Annual	step TM 2	SCOTTS POLICY
XXXXX	Program		No-Quibble
			Guarantee
			SEE BACK FOR DETAILS

LEFT GUSSET

(Scotts (R))	Annual	step TM 2	SCOTTS POLICY	XXXXX
	Program		No-Quibble	
			Guarantee	
			SEE BACK FOR DETAILS	



31/6

BACK:

PULL TAB
and remove for
pour spout

(ILLUS.)

TREATS 5,000 SQ FT

STP2 - XXXXX
5M
PROOF
OF
PURCHASE
(Scotts)

Easy
Open PULL HERE

(Scotts (R))

Annual
Program

Now it's easy for you to have a better lawn

Save money

Start anytime

Why even consider a lawn care service? Scotts Annual Program will give you a beautiful lawn for about half the cost.

You can start the Annual Program anytime of the year. Just check the month and select the appropriate Step listed below.

Simple and easy

Guaranteed results

No more guesswork. You simply apply the right product - one Step at a time.

Each Step is designed for the specific season to help give you a healthier, greener lawn.

(ILLUS.)

(The 4 Steps listed below will be placed horizontally in one row.)

step™ 1. Early Spring February-April

Crabgrass Preventer plus Fertilizer - prevents crabgrass, foxtail, spurge, oxalis, chickweed and other annual weeds while providing deep, thick greening for up to 2 months. This is Scotts best fertilizer plus crabgrass preventer.

step™ 2. Late Spring April-May

Weed Control with Fertilizer - controls dollarweed, chickweed, matchweed and other broadleaf weeds while greening your lawn for up to 2 more months.

step™ 3. Summer June-August

Insect Control plus Fertilizer - controls white grubs, chinch bugs, sod webworms and other lawn insects plus keeps your lawn green through the Summer.

step™ 4. Fall August-November

Lawn Fertilizer - specially formulated for the Fall - the best time to develop a stronger root system for a healthier, thicker lawn. Helps your lawn green up even quicker next Spring. This is Scotts best fall fertilizer.

step™ 2 DIRECTIONS FOR USE


It is a violation of federal law to use this product in a manner inconsistent with its labeling.

- . Apply only when grass is dry.
- . Rinse particles off the grass blades when temperatures are 80°F or above.
- . Don't apply to lawns or mixed lawns of bahiagrass, bermudagrass, bluegrass, fine fescue, bentgrass, ryegrass, tall fescue or dichondra because injury may occur.
- . Don't apply to newly seeded carpetgrass lawns until after the new grass has been mowed at least twice.
- . Don't plant sprigs for one month, or sow new grass seed for six months following application of step™ 2.
- . DESIRABLE PLANTS: DON'T APPLY ON OR UNDER THE BRANCH SPREAD (ROOTZOWE) AREA OF TREES, SHRUBS, BEDDING PLANTS, FLOWERS OR GARDEN PLANTS, PARTICULARLY IN COMPACT, SLOWLY DRAINING SOILS IN THE DALLAS-FT WORTH AREA.
- . An application of Scotts Lawn Supplement may be used anytime during the year if extra greening is desired.

Spreader Setting	Scotts Drop* Spreader	Scotts EasyGreen™ Rotary
(treats 5,000 sq ft)	X	XX

TIPS ON SPREADING WITH SCOTT'S PF DROP SPREADERS

- . First apply 2 header strips
- . It is easier to follow wheel tracks if you operate spreader the longest way of the lawn or at right angles to the sun
- . Overlap wheels about 2" to avoid striping
- . Shut off spreader when you reach the header strips or anytime you stop
- . If grass is tall enough to touch the bottom of the spreader, mow lawn before application



6

EasyGreen™ Rotary:

- Slide shut-off lever to the right, application automatically starts and stops when you do
- Avoid misses by making each pass about 30 inches from the previous one so some overlapping occurs

(ILLUS.)

(ILLUS.)

XXXXX

If you have questions

We designed this Program to make having a better lawn as simple and easy as possible. But you may still have some questions about your lawn during the year. If so, you can contact the Scotts Lawn Pro retailer where you bought this Program. They are ready to answer your questions and provide any help or information that you may need. -OR- You can get the answers by talking directly with one of Scotts lawn counselors. Simply dial this toll-free number 1-800-543-TURF Monday through Friday 9:00 AM to 5:00 PM Eastern time (in Ohio 1-800-762-4010).

Scotts Policy
No-Quibble Guarantee

If for any reason you are not satisfied with results after using this product, you are entitled to get your money back. Simply send us evidence of purchase and we will mail you a refund check promptly.


SCOTTS...the lawn people
MARYSVILLE, OHIO 43041

0 (UPC) 0
32247 XXXXX

(c) 1989, The O M Scott & Sons Company. All rights reserved.

(NOTE: The description below will be inverted.)

XXXXX (Scotts) Step™ 2



60/6