

Attach to a garden hose and spray



# Liquid Lawn Weed Control

**CAUTION: KEEP OUT OF REACH OF CHILDREN.**

See back panel for additional precautionary statements

**ACTIVE INGREDIENTS 1**

Dimethylamine Salt of 2,4-Dichloro-phenoxyacetic Acid	2.28%
Dimethylamine Salt of 2-(2-Methyl-4-Chlorophenoxy) propionic Acid	2.29%
Dimethylamine Salt of 2-(2,4-Dichlorophenoxy) propionic Acid	2.27%
<b>INERT INGREDIENTS</b>	<b>83.16%</b>
<b>TOTAL</b>	<b>100.00%</b>

**Labeler Specific by AOAC Method**

**2,4-Dichlorophenoxyacetic Acid equivalent	1.9% @ 16 lbs./gal
**2-(2-Methyl-4-Chlorophenoxy) propionic Acid equivalent	1.9% @ 16 lbs./gal
***2-(2,4-Dichlorophenoxy) propionic Acid equivalent	1.9% @ 16 lbs./gal
<b>Trazone is a Trademark of Roverdale Chemical Company</b>	<b>Patent Pending</b>

**Net Contents 1 Quart (32 fl oz) Net Weight 2.1 lbs Covers 2,000 sq ft**



### Liquid Lawn Weed Control

EPA Reg No 536-231 EPA Est No 47427-OH-2

#### PRECAUTIONARY STATEMENTS

**Hazardous to Humans and Domestic Animals. CAUTION**  
Harmful if absorbed through skin. May cause eye irritation. Avoid contact with skin, eye, or clothing. Wash thoroughly with soap and water after handling.  
**If in Eyes:** Immediately flush eyes with plenty of water.  
**If on Skin:** Wash skin with plenty of soap and water. If irritation develops get medical attention. **If Swallowed:** Get medical attention.

**Environmental Hazards:** Do not apply directly to water or wetlands. Do not contaminate water when disposing of equipment washwaters. Do not apply when weather conditions favor drift from target areas.

#### STORAGE AND DISPOSAL

**STORAGE:** Keep from freezing. Do not store above 95°F. To be stored in original container with child-resistant cap and placed in a locked area inaccessible to children. Do not store near feed or feedstuffs.

**PESTICIDE DISPOSAL:** Product remaining in original container should be disposed of by securely wrapping original container in several layers of newspaper and discarding in trash.

**CONTAINER DISPOSAL:** Do not reuse container. Rinse thoroughly before discarding in trash.

#### DIRECTIONS FOR USE

It is a violation of federal law to use this product in a manner inconsistent with its labeling.

Read entire label before using. Use strictly in accordance with label precautionary statements and directions.

- Use whenever broadleaf weeds such as dandelion, clover, plantain and chickweed are actively growing.

Apply beginning in spring, after your second mowing through the fall. Some hard-to-control broadleaf weeds may require a second treatment in 3 to 4 weeks.

- Do not water your lawn until 48 hours have passed since treatment. This product should not be applied if rain is expected within 48 hours.
- Regular lawn watering is necessary to maintain a quality lawn. During periods of drought or hot dry weather (exceeding 85°F), do not use this product until the rains occur or the lawn is watered.

See attached tag for complete spray nozzle directions for use.

#### PRECAUTIONS

- Apply on a calm day to avoid spray drift to non-target plants.
- Wait until you mow three or four times before you use this product on new grass.
- Avoid applications near shrubs, flowers, fruit or vegetable plants as plant injury may occur.
- Delay planting grass seed, sodding or springing until after a heavy rain or watering and not sooner than three to four weeks after treatment.
- Not for use on creeping bentgrass, St. Augustinegrass, carpetgrass, dichondra, holly or similar ground covers.

Product of U.S.A.

Distributed by  
The O. M. Scott  
& Sons Company  
Marysville  
Ohio 43041



0 32247 21260 1

pg. 20/2



### Scotts Policy No-Quibble Guarantee

If for any reason you are not satisfied with results after using any Scotts product, you are entitled to get your money back. Simply send us evidence of purchase, and we will mail you a refund check promptly.



IF YOU HAVE QUESTIONS  
Simply call this toll-free number:  
**1-800-543-TURF**  
(in Ohio 1-800-762-4819)

©1988 The O.M. Scott & Sons Company. All rights reserved.  
The O.M. Scott & Sons Co., Maryland, OH 43041, 513.386.4811  
BB-0177 Printed in USA

## DIRECTIONS FOR USE INSIDE

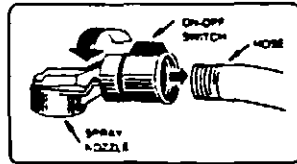
### SHAKE WELL



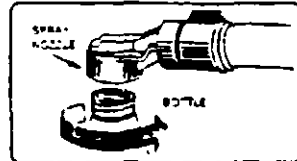
#### DIRECTIONS FOR USE

Follow these steps to maintain an attractive, quality lawn:

1. Shake well before applying
2. Connect spray nozzle to your garden hose

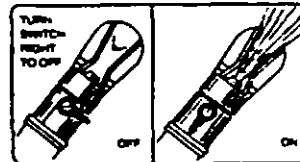


3. Hold bottle by the neck, remove child-resistant cap, attach bottle to nozzle



4. Avoid squeezing the bottle as contents may spray through the nozzle opening


5. Adjust on/off switch to the "OFF" position, then turn on water at the faucet



6. Beginning at a point furthest from your faucet, turn the on/off switch to the "ON" position

7. Holding the bottle in front of you at waist height, use a moderate, side-to-side swinging motion to apply the product. Each pass should cover an 8- to 10-foot swath

8. Walk at a steady pace and overlap treated areas by at least one foot to ensure proper coverage



9. Replace child-resistant cap for storage of any unused product