

538-229

10/15/2003

1/38



UNITED STATES ENVIRONMENTAL PROTECTION AGENCY  
WASHINGTON, D.C. 20460

OCT 15 2003

OFFICE OF  
PREVENTION, PESTICIDES AND  
TOXIC SUBSTANCES

The Scotts Company  
Attn: Sheila Kendrick  
14111 Scottslawn Road  
Marysville, OH 43041

Dear Ms. Kendrick:

Subject: Fast Track Amendment for Atrazine Product  
Product: Super Bonus S  
EPA Registration Number: 538-229  
Submission Date: 09/19/03

The labeling referred to above, submitted in connection with registration under the Federal Insecticide, Fungicide and Rodenticide Act, as amended is acceptable, provided you make the following changes before you release the product for shipment.

1. Delete the following statements from the Optional Front Panel Claims and Information:
  - "Provides deep, even greening - better than other all-soluble fertilizers"
  - "Your lawn makes a good environment"
  - "The same fertilizer technology used by more than 80 of the top 100 courses...now with iron and manganese"
  - "More greening power than Bonus S"
2. In the Optional Front Panel Claims and Information, correct the typographic error for the bulleted statement, "Thick, green, wed-free turf" with the proper spelling of "weed."
3. On page 2 and 20, change the EPA Reg. No. from "538-18" to "538-229."
4. On page 5 and 23, remove the "Extra long lasting." claim from the label.
5. Add the following in a box placed in the Precautionary Statements called "User safety recommendations":

Wash hands before eating, drinking, chewing gum, using tobacco or using the toilet. Users should remove clothing immediately if pesticide gets inside. Then wash thoroughly and put on clean clothing."
6. In the FIRST AID statements, make the following corrections:
  - Add "Call a poison center or doctor for treatment advice" to the end of the "If in eyes" statements.
  - Add "Call a poison center or doctor for treatment advice" to the end of the "If on Skin or Clothing" statements.
  - Add "Call a poison center or doctor for treatment advice" to the end of the "If inhaled" statements.
  - Remove "Call a poison control center or doctor for treatment advice" from the beginning of the second paragraph.

It is recommended that you add a toll-free emergency contact number under the First Aid statements. The First Aid statements are preferred in a boxed format.

7. Change the Environmental Hazards paragraph to the following paragraph:

"Atrazine can travel (seep or leach) through soil and can enter ground water which may be used as drinking water. Atrazine has been found in ground water. Users are advised not to apply atrazine on sandy and loamy soils where the water table (ground water) is close to the surface and where these soils are very permeable; i.e. well drained. Your local agricultural agencies can provide further information on the type of soil in your area and the location of ground water. This product is toxic to aquatic invertebrates. Do not apply directly to water, to areas where surface water is present or to intertidal areas below the mean high water mark. Runoff and drift from treated areas may be hazardous to aquatic organisms in neighboring areas. Do not contaminate water when disposing of equipment washwaters."

8. In the Directions for Use section under new created "General Precautions and Restrictions" section add:

- "This product must be watered in immediately after application."
- "Do not apply this product in a way that will contact any person or pet, either directly or through drift. Keep people and pets out of the area during application."
- "Do not enter or allow others to enter the treated areas (except those involved in watering) until the watering-in is complete and the surface is dry."
- "Do not apply granular lawn products by hand, do not allow product to come into contact with hands." Granular lawn products applied by hand-held devices (e.g. belly grinder) can only be applied as a spot treatment."

9. Add a maximum application rate to the label.

10. On page 15, remove "the most accurate spreader you can buy" from the second paragraph.

11. On page 17 and 34, the CAUTION statement after the "keep out of reach of children" phrase is misspelled as CAUTIO. Please correct.

12. On page 16 and 33, "soils" is misspelled as "sols" in the "slowly draining ... Ft. Worth areas" sentence. Please correct.


13. In the Optional Front Panel Claims and Information, remove one of the "Controls weeds and fertilizes your lawn" statements and one of the "Builds strong, green turf from the roots up without burning your lawn" statements. They are both repeated in this list.

14. In Option 1, DIRECTIONS FOR USE, remove "Extreme Temperatures: Rinse particles off the grass blades when temperatures are 80°F or above." This statement is repeated in this Option.

15. The source of A.I. on the current Basic CSF (dated 2/1/1988) is no longer registered and has been canceled. Please update CSF with current source of A.I. This is the most current Basic CSF in the EPA files. The Alternate CSFs have all been updated with the current source of A.I.

Submit three (3) copies of final printed labeling incorporating the above changes before you release the product for shipment. Amended labeling will supercede all previously accepted labels. A stamped copy of labeling is enclosed for your records.

Sincerely,




Jim Tompkins  
Product Manager, Team 25  
Herbicide Branch  
Registration Division (7505C)

Enclosure

4/38

MASTER LABEL

**Super Bonus S**  
**EPA Reg. No. 538-229**  
**[Note to PM: Low end Range]**



ACCEPTED  
with COMMENTS  
in EPA Letter Dated

OCT 15 2003

Under the Federal Insecticide,  
Fungicide, and Rodenticide Act  
as amended, for the pesticide  
registered under EPA Reg. No.

538-229

Weed Control Plus Lawn  
Fertilizer

(ILLUS.)  
THE NAME TO  
GROW WITH!

Lawn Pro  
  
(Scotts®)


Super Bonus® S  
Weed control plus  
lawn fertilizer  
(Weed-and-Feed)

Treats and Fertilizes 5,000 square feet  
(Treats and feeds)


**Optional Front Panel Claims and Information**

- Controls weeds and fertilizes your lawn.
- For use on St. Augustine grass (including Floratam), centipede, zoysia, and carpetgrass lawns ONLY
- Builds strong, green turf from the roots up without burning your lawn\*
- Kills dollarweed and other common lawn weeds (as listed)
- Builds thick, green turf from the roots up without burning your lawn\*
- Kills dollarweed and 24 other common lawn weeds
- For best results, apply a Scotts annual program (see back for details)
- Do not apply to lawns or mixed lawns of bahiagrass, bermudagrass, bluegrass, fine fescue, bentgrass, ryegrass, tall fescue, or dichondra.
- Specially formulated with Scotts Poly-S® timed released fertilizer
- Contains both readily available nitrogen for quick green up and controlled release nitrogen for uniform growth and extended feeding.
- Controls weeds and fertilizes your lawn
- Controls and helps make your lawn its thickest, greenest ever
- Weed control plus lawn fertilizer
- Weed-and-Feed
- Provides deep, even greening – better than other all-soluble fertilizers.
- Eliminates dollarweed, chickweed and over 25 common lawn weeds while greening your lawn without rapid, extreme growth.
- Formulated for the home environment.
- Your lawn makes a good environment
- Your lawn makes a good environment...and Scotts products help you get the best lawn.
- More greening power than Bonus S®
- Advanced Scotts® fertilizer technology feeds your lawn for 3 months
- The same fertilizer technology used by more than 80 of the top 100 golf courses . . . now with iron and manganese
- Thick, green, weed-free turf
- No burning or surge growth
- Scots No-Quibble Guarantee
- Ultra greening power . . . Feeds your lawn for 3 months
- Keeps Lawns Greener Longer
- Long-lasting feeding with golf course results for your home lawn!
- Golf-Course results at Home!

\*When used according to manufacturer's directions.



**Front Panel Cont.**



**CAUTION  
KEEP OUT OF REACH OF CHILDREN**

See BACK for additional precautionary statements.

**ACTIVE INGREDIENT:**



|                          |                  |
|--------------------------|------------------|
| Atrazine† .....          | 0.570 %          |
| RELATED COMPOUNDS .....  | 0.030 %          |
| INERT INGREDIENTS: ..... | 99.400 %         |
| <b>Total</b>             | <b>100.000 %</b> |

EPA Reg. No. 538-18    EPA Est. 538-OH-1  
† CAS #1912-24-9

NET WEIGHT XX.XX LBS.

6/38

**GUSSETS:**



**RIGHT GUSSET:**

Treats and Fertilizes 5,000 square feet  
(Treats and feeds)

(Scotts)<sup>®</sup> Super Bonus<sup>®</sup> S  
weed control plus lawn fertilizer  
(Weed-and-Feed)

Controls weeds and helps make your lawn its thickest, greenest ever. .

Use on St. Augustine (including Floratam), zoysia, centipede, and carpetgrass lawns only. Do not use on bahiagrass, bermudagrass, bluegrass, fine fescue, bentgrass, ryegrass, tall fescue or dichondra lawns.

XXXX

UPC

32247 XXXXX

**LEFT GUSSET:**

Treats and Fertilizes 5,000 square feet  
(Treats and feeds)

(Scotts)<sup>®</sup> Super Bonus<sup>®</sup> S  
weed control plus lawn fertilizer  
(Weed-and-Feed)

Controls weeds and helps make your lawn its thickest, greenest ever. .

Use on St. Augustine, zoysia, centipede, and carpetgrass lawns only.

XXXX

UPC

32247 XXXXX

**Optional Gusset Claims**

**Golf's Choice for Greener Turf**

[golf course photo]


Golf course superintendents have relied on Scotts products to grow fine turf since the beginning of the century. In fact, Scotts products are used by more than 80 of the top 1000 golf courses in the United States – and no Ultra Turf Builder® products allow you to use the same high-performance technology on your home lawn in a new longer-lasting form. Ultra Turf Builder products have Scotts' patented timed-release feeding system to give your lawn what it needs only when it needs it. Go for the green with Scotts.

**Baseball's Choice for Greener Fields**

[stadium photo]

If you've ever marveled at the beauty of the grass on baseball's finest fields and wondered how you could possibly grow that kind of turf at home, you hold the answer in your hands. Scotts, the official turf care company of Major League Baseball, now offers Ultra Turf Builder® products for homeowners, with the fertilizer technology used by profession groundskeepers for big-league ballparks

[Major League Baseball logo]



**Optional Back Panel Claims**



(ILLUS.)

Small, lightweight granules provide complete uniform coverage and are quickly absorbed to help insure control of large and small weeds.

**COVERAGE:**

Treats and fertilizes 5,000 square feet

**APPLICATION:** (See back for details)

Apply in late winter, spring, or fall. Use on St. Augustinegrass, zoysia, centipede, and carpetgrass lawns only.

|  |   |  |
|--|---|--|
| XX   | X   | X  |
| NITROGEN                                       | PHOSPHORUS                                    | POTASSIUM  |
| Essential for plant growth; makes grass green. | Stimulates root growth; helps grass multiply. | Makes plant strong; better able to resist drought and extreme heat |

**RIGHT COLUMN**

See back for Details  
Scott's  
No-Quibble  
Guarantee

**The Scotts Difference®**  
Perfect Particle™ Technology  
(art: particle with NPK)

Unlike ordinary weed-and-feeds, every particle of Super Bonus S ® contains Scotts patented timed-release nitrogen plus phosphorus, potassium, and weed control. (See back for details).

**We guarantee thick, green, weed-free turf without risk of burning or surge growth."**

XX% more greening power than regular Bonus® S

Extra Long Lasting. XX Longer Lasting than Bonus® S.

Treats and feeds up to X,XXX sq. ft.



**The Scotts Difference ®**

Scotts patented Perfect Particle™ Technology is available only in Scotts® products, so don't be fooled by weed-and-feeds claiming to be "just like Scotts."

Uniform proportions of the major nutrients – timed-release nitrogen plus phosphorus and potassium – and weed control are bonded together in every Super Bonus S particle, so that they are distributed evenly across the entire lawn, eliminating hit-or-miss feeding and weeding. And the time-released nitrogen feeds your lawn safely, without burning, and steadily for up to 2 months. Because of Scotts exclusive time-released nitrogen, you won't get the rapid surge growth associated with ordinary, fast-released weed-and-feeds. With regular mowing, you will have fewer clippings and may not even have to bag your clippings.

Remember, even weed-and-feeds claiming to contain slow- or controlled-release nitrogen typically are just simple mixes, so they can't deliver the consistent great results you'll get from Scotts patented Perfect Particle Technology. With Scotts Super Bonus S you can be assured that every particle contains time-released nitrogen, plus the other primary nutrients and weed control.

(photo: simple mix particles)  
**ORDINARY SIMPLE MIXES**

- Composed of nutrient and weed control granules of many different sizes and shapes
- Each nutrient may separate from the others in the bag and during application

-OR-

(photo: simple mix pattern)  
**ORDINARY SIMPLE MIXES**

- Because of the difference in size, shape, and weight of these granules, the amount of individual nutrients and weed control delivered in each square inch of lawn can vary greatly
- Result: uneven, inconsistent weeding and feeding of your lawn

-OR-

(photo: simple mix pattern)  
**ORDINARY SIMPLE MIXES**

- Usually composed of separate granules of individual nutrients
- Result: granules of unequal size and shape can separate during application, producing uneven feeding and weed control

(photo: SBS particles)  
**SCOTTS TECHNOLOGY**

- Super Bonus S granules are consistent in size and shape
- This gives consistent distribution of particles – and nutrients and weed control – throughout the lawn

-OR-

(photo: SBS pattern)  
**SCOTTS TECHNOLOGY**

- Super Bonus S particles deliver the same ratio of nitrogen, phosphorus, and potassium (plus weed control) to every square inch of turf
- Result: even, consistent greening and thickening of your lawn, plus better weed control

-OR-

(photo: SBS pattern)  
**SCOTTS TECHNOLOGY**

- Ultra Super Bonus S contains the essential nutrients and weed control in every granule
- Result: consistent and extended feeding and weed control throughout the lawn.

-OR-

The Scotts Advantage®: All-in-One Particles®\*

Your lawn requires essential nutrients to thrive. Unlike most weed and feeds, every Scotts Super Bonus S® particle contains nitrogen, phosphorus, potassium, and weed killer, allowing Scotts to evenly disperse the appropriate ration of nutrients and weed control to your whole lawn. Only Scotts All-in-One® particles provide consistent feeding to every square inch of turf for a green, thick, strong lawn.

\*All-in-One = nitrogen, phosphorus, potassium and the weed killer ingredient contained in every particle

(ILLUS.)

Super Bonus S®

- Each All-in-One® particle contains essential nutrients and weed control ingredient
- Evenly dispersed particles provide more consistent feeding and weed control for a green, thick, strong lawn.

(ILLUS.)

Ordinary Mixed Weed & Feeds

- Each particle contains fertilizer nutrient with separate particles for weed control
- Particles can separate during application, resulting in inconsistent feeding and weed control.

**What to expect**

Weeds will be eliminated [killed] within 6 weeks and your lawn will be greener in 4 to 6 days.

(ILLUS.)

**Controls and prevents weeds while feeding your lawn.** Super Bonus® S gives you a better, weed-free lawn. That's because each small particle delivers weed control for complete coverage. And Super Bonus® S feeds your lawn with Scotts patented® formula to help fill-in and crowd out new weeds.

CONTROLS 25 [these] common lawn weeds.

- black medic
- blue toadflax
- buckhorn
- Carolina geranium (cranesbill)
- chickweed
- dandelion
- dandelion
- dichondra
- dollarweed
- eveningprimrose
- Florida betony
- Florida pusley
- fragrant cudweed (rabbit-tobacco)
- Henbit
- lippia (matchweed)
- oxalis (yellow woodsorrel)
- pepperweed
- purslane
- red sorrel (sheep sorrel)
- rescuegrass
- shepherdspurse
- sowthistle
- stinging nettle
- venue lookingglass
- wild mustard

PREVENTS 4 [these] annual weeds:

- bull paspalum
- crabgrass
- sedges
- spotted spurge

00-29-00

07A

**WEEDS PREVENTED OR CONTROLLED**

**WEEDS CONTROLLED**

Black medic, blue toadflax, buckhorn, burclover, Carolina geranium (cranesbill), chickweed, dandelion, dichondra, dollarweed, eveningprimrose, Florida betony, Florida pusley, fragrant cudweed (rabbit tobacco), henbit, lippia (matchweed), oxalis (yellow woodsorrel), pepperweed, purslane, red sorrel (sheep sorrel), rescuegrass, shepherdspurse, sowthistle, stinging nettle, Venus lookingglass, wild mustard.

**WEEDS PREVENTED**

Crabgrass, sedges, spotted spurge, bull paspalum.

Super Bonus® S provides extra nitrogen carefully blended with potassium and phosphorus. This means that each grass plant receives the feeding it needs so your lawn will grow uniformly thick and green.

Super Bonus® S stimulates steady grass growth. Typical all-soluble fertilizers can cause surge growth. When you mow grass that has grown too fast and too tall, you weaken the grass plant by "scalping". With Super Bonus® S you have less mowing and less chance of scalping when you mow.

**2-MONTH PERIOD**

(ILLUS.)  
**STEADY GROWTH**  
Super Bonus® S

(ILLUS.)  
**SURGE GROWTH**  
typical fertilizer

**Super Bonus® S provides up to 2 months of greening.** The nitrogen in Super Bonus® S is time-released to help your lawn grow thick and green for up to 2 months.

**Coverage**

Treats and fertilizes X,XXX sq. ft.

**How much is enough?**

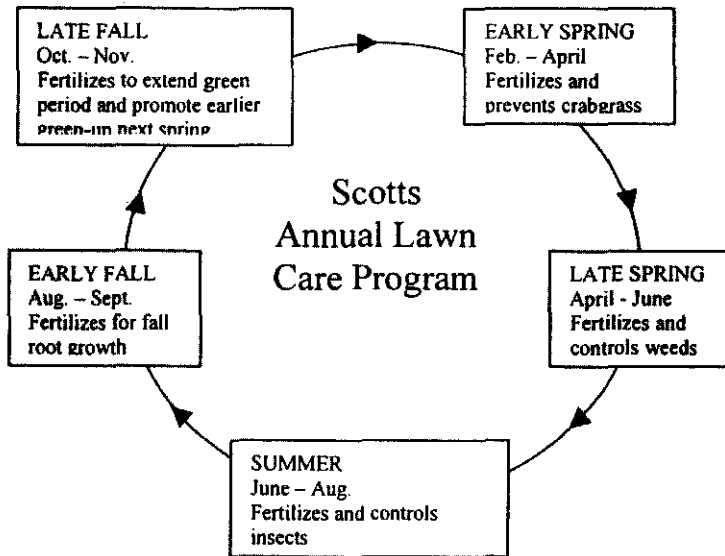
To determine the square footage of your lawn, walk the length and width of your lawn; one average pace equals about 3 feet. Multiply the length of the lawn by the width of the lawn. This equals the area of your lawn in measure square areas, then add the figures together to reach your total lawn size.

A well-maintained lawn provides environmental benefits as well as an attractive and pleasant setting for your home. Healthy grass takes carbon dioxide and pollutants from the air while creating oxygen; it traps dust and prevents erosion; and it reduces the heat, noise, and glare of modern urban areas while providing a safer recreation area.

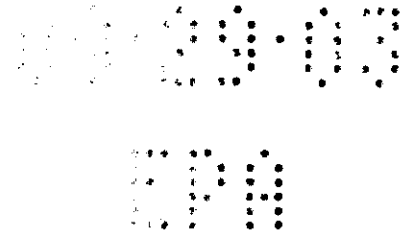
The timed-release nitrogen in Scotts Super Bonus S weed-and-feed is designed to be absorbed by the grass plants slowly and steadily, to build thick turf that helps prevent runoff and leaching into groundwater.

For best results, apply [the] Scotts Annual [Lawn Care] Program.

- Start the program at any time
- Start anytime . . . just check the month and apply products at 2 month intervals
- Allow two months between applications
- No more guesswork . . . apply the right product at the right time for a thick, green, weed-free lawn



**Note to PM: Option #1 Directions for Use**



**How and when to apply**  
Apply in late winter, spring, or fall

**DIRECTIONS FOR USE**

It is violation of Federal law to use this product in a manner inconsistent with its labeling.

Apply only when grass is dry. Watering after application will help to activate the product. When daytime temperatures are 80°F or above, rinse particles off grass blades after applying.

**Control**

- apply any time weeds are actively growing. Controls weeds listed under “Controls” above. If complete control is not obtained a second treatment may be required 2 months after the first.
- apply in the Fall to control winter weeds such as henbit, chickweed, rabbit-tobacco, eveningprimrose.

**Prevention**

- apply in January, February or early March to prevent germination of these annual weeds: crabgrass, bull paspalum, sedges (from seed), spotted spurge.
- don't apply to centipede or carpetgrass lawns during the period of winter dormancy—approximately October 15 to March 15 (okay to apply in Florida, however).

Don't apply to lawns or mixed lawns of bahiagrass, bermudagrass, bluegrass, fine fescue, bentgrass, ryegrass, tall fescue or dichondra because injury may occur.

**Extreme Temperatures.** Rinse particles off the grass blades when temperatures are 80° F or above.

**Seeding/Sprigging.** Apply Super Bonus® S after sprigging a new St. Augustine or zoysia lawn to prevent competition from germinating weeds. Water the new sprigs, allow the grass blades to dry, then make the application of Super Bonus® S.

- Don't apply to newly seeded centipede and carpetgrass lawns until after the new grass has been mowed at least twice.
- Don't plant sprigs for one month, or sow new grass seed for six months following application of Super Bonus® S.

**Note to PM: End of Option #1**



Note to PM: OPTION #2 Direction for Use

**DIRECTIONS FOR USE**

It is a violation of federal law to use this product in a manner inconstant with its labeling.

**USE PRECAUTIONS**

Don't apply to lawns or mixed lawns of bahiagrass, bermudagrass, bluegrass, fine fescue, bentgrass, ryegrass, tall fescue or dichondra because injury may occur. Desirable plants: Don't apply on or under the branch spread (rootzone) of trees, shrubs, beddings plants, flower or garden plants, particularly in compact, slowly draining soils in the Dallas/Ft. Worth areas. Don't apply to newly seeded centipede and carpetgrass lawns until after the new grass has been mowed at least twice. Don't plant sprigs for one month, or sow new grass seed for six months following application. Extreme temperatures: Rinse particles off the grass blades when temperatures are 80 F or above.

**INSTRUCTIONS**

Scotts' Super Bonus® S weed control plus lawn fertilizer controls a wide range or lawn weeds, including broadleaf weeds and annual weeds commonly found in home lawns. In addition, a XX-X-X fertilizer provides a supply of plant food need for growth.

Apply only when grass is dry.

**CONTROL**

- Apply any time weeds are actively growing. Controls weeds listed below. If complete control is not obtained, a second treatment maybe required 2 months after the first.
- Apply in the Fall to control winter weeds such as henbit, chickweed, rabbit-tobacco, eveningprimrose.

**PREVENTION**

- Apply in January, February, or early March to prevent germination of these annual weeds: crabgrass, bull paspalum, sedges (from seed), and spotted spurge.
- Don't apply to centipede or carpetgrass lawns during the period of winter dormancy – approximately October 15 to March 15 (okay to apply in Florida, however).

**SPRIGGING**

- Apply after sprigging a new St. Augustine or zoysia lawn to prevent competition from germinating weeds. Water the new sprigs, allow the grass blades to dry, then make the application.

Note to PM: End of Option #2

**Note to PM: Option #3 Directions for Use**

**How and when to apply**

Apply in late winter, spring, or fall

**DIRECTIONS FOR USE**

It is violation of federal law to use this product in a manner inconsistent with its labeling.

- Do not apply to lawns or mixed lawns of bahiagrass, bermudagrass, bluegrass, fine fescue, bentgrass, ryegrass, tall fescue or dichondra because injury may occur.
- Apply only when grass is dry.
- Water-in after application. (immediately following application when temperatures are 80°F or above)
- Do not apply on or under the branch spread (rootzone) of trees, shrubs, bedding plants, flowers, or garden plants, particularly in compact slowly draining soils.

**Control**

- Apply any time weeds are actively growing. For severe weed problems, a second treatment may be required 2 months after the first.
- Apply in the Fall to control winter weeds such as henbit, chickweed, rabbit-tobacco, eveningprimrose.

**Prevention**

- Apply in January, February or early March to prevent germination of annual weeds: crabgrass, bull paspalum, sedges (from seed), spotted spurge.
- Don't apply to centipede or carpetgrass lawns during the period of winter dormancy – approximately October 15 to March 15 (Okay to apply in Florida, however)

**Seeding/sodding/sprigging**

- Apply Super Bonus® S after sprigging/sodding a new St. Augustine or zoysia lawn to prevent competition from germinating weeds. Water the new sprigs/sod, allow the grass blades to dry, then make the application of Super Bonus® S.
- Don't apply to newly seeded centipede and carpetgrass lawns until after the new grass has been mowed at least twice.
- Don't plant sprigs/sod for one month, or sow new grass seed for six months following application of Super Bonus® S.

**Note to PM: End of Options #3**



**Note to PM: Option #4 Directions for Use**

**How and when to apply**

Apply in late winter, spring, or fall

**DIRECTIONS FOR USE**

It is violation of federal law to use this product in a manner inconsistent with its labeling.

**Application**

- Apply only when grass is dry. Watering after application will help to activate the product. When daytime temperatures are 80°F or above, rinse particles off grass blades after applying.
- Do not apply on or under the branch spread (rootzone) of trees, shrubs, bedding plants, flowers, or garden plants, particularly in compact slowly draining soils.

**For Control**

- Apply any time weeds are actively growing. Controls weeds listed under "Controls" above. If complete control is not obtained a second treatment may be required 2 months after the first.
- Apply in the Fall to control winter weeds such as henbit, chickweed, rabbit-tobacco, eveningprimrose.

**For Prevention**

- Apply in January, February or early March to prevent germination of annual weeds: crabgrass, bull paspalum, sedges (from seed), spotted spurge.
- Don't apply to centipede or carpetgrass lawns during the period of winter dormancy – approximately October 15 to March 15 (Okay to apply in Florida, however)

Do not apply to lawns or mixed lawns of bahiagrass, bermudagrass, bluegrass, fine fescue, bentgrass, ryegrass, tall fescue or dichondra because injury may occur

**Seeding/sodding/sprigging**


- Apply Super Bonus® S after sprigging/sodding a new St. Augustine or zoysia lawn to prevent competition from germinating weeds. Water the new sprigs/sod, allow the grass blades to dry, then make the application of Super Bonus® S.
- Don't apply to newly seeded centipede and carpetgrass lawns until after the new grass has been mowed at least twice.
- Don't plant sprigs/sod for one month, or sow new grass seed for six months following application of Super Bonus® S.

**Note to PM: End of Options #4**

Optional Spreading Information



Spreading Tips



DESIRABLE PANTS: DON'T APPLY ON OR UNDER THE BRANCH SPREAD (ROOT ZONE) OF TREES, SHRUBS, BEDDING PLANTS, FLOWERS OR GARDEN PLANTS, PARTICULARLY IN COMPACT SLOWLY DRAINING SOILS IN THE DALLAS-FT. WORTH AREA

Scotts recommends the PF Spreader, the most accurate spreader you can buy, to receive the maximum value from Super Bonus® S.

For best results, use a Scotts spreader:

Scotts Drop: Mow lawn first if grass is tall enough to touch the bottom of the spreader. First apply two header strips. Then operate spreader the longest way of the lawn. Overlap wheel marks to insure uniform feeding. Shut off spreader when you have reached the header strips or stopped.

(ILLUS.)

Scotts EasyGreen™ Rotary: Shut off spreader anytime you stop. For complete coverage make each pass about five feet from the previous one so some overlapping occurs. Avoid applying this product on flower, vegetable and shrub plantings.

(ILLUS.)

Scotts SpeedyGreen™ Rotary: Shut off spreader anytime you stop. For complete coverage make each pass about five feet from the previous one so some overlapping occurs. Avoid applying this product on flower, vegetable and shrub plantings.

(ILLUS.)

Spreader Setting  
(covers X,XXX sq ft)

| Spreader             | Spreader Setting |
|----------------------|------------------|
| Scotts Drop Spreader | X                |
| Scotts EasyGreen®    | XX               |
| Scotts SpeedyGreen®  | X                |

Additional Spreader Settings:

|                          |   |
|--------------------------|---|
| Cyclone Rotary (Model B) | X |
| Central Drop (#205)      | X |
| Sears Drop (#19810)      | X |
| Ortho Drop (#5000)       | X |
| Green View Drop          | X |
| Precision Drop           | X |


(Non-Scotts spreader settings are approximate. You may need to adjust for proper coverage.)

STORAGE: Store in a clean, dry place. Reseal opened bag by folding top down and securing.

**-OR-**

**Spreading tips**

For best results, use a Scotts spreader



DESIRABLE PLANTS: DO NOT APPLY ON OR UNDER THE BRANCH SPREAD (ROOTZONE) OF TREES, SHRUBS, BEDDING PLANTS, FLOWERS, OR GARDEN PLANTS, PARTICULARLY IN COMPACT, SLOWLY DRAINING SOLS IN THE DALLAS-FT WORTH AREAS.

| [Spreader]                 | Spreader Setting<br>REGULAR RATE<br>covers 5,000 sq. ft. | DIRECTIONS   |
|----------------------------|--|--|
| Scotts Drop Spreaders      | X  | Mow lawn first; apply 2 header strips; apply longest direction of lawn, overlapping wheel marks. |
| Scotts EasyGreen® Rotary   | X  | Make each pass about XX inches from previous pass to overlap spread width.                       |
| Scotts SpeedyGreen® Rotary | X  | Make each pass about X feet from previous pass to overlap spread width.                          |

**-OR-**

**SPREADER SETTINGS**

Always apply fertilizer products with a spreader. Avoid applying this product on flower, vegetable and shrub plantings.

|                                 |   |                                 |   |
|---------------------------------|---|---------------------------------|---|
| Scotts SpeedyGreen™ Rotary..... | X | Scotts EasyGreen® Rotary.....   | X |
| Scotts Drop.....                | X | Sears Drop (#19810).....        | X |
| Greenview Drop (Spred II).....  | X | Ortho Drop (#5000).....         | X |
| Central Drop (#205).....        | X | Precision Drop (Red Devil)..... | X |
| Cyclone Rotary.....             | X | Ortho Rotary.....               | X |

Above spreader settings are approximate. You may need to adjust for proper coverage.

-OR-


Spreading Tips

Apply header strips. Then apply product in longest directions of lawn (ILLUS.)



Spreader Setting

For best results, use a Scotts spreader



Directions

Mow lawn first; apply 2 header strips; apply longest direction of lawn, overlapping wheel marks.

Mow lawn first; apply 2 header strips apply longest directions of lawn, overlapping wheel marks.

Make each pass about 5 feet from previous pass to overlap spread width.

Scotts AccuGreen® Drop Spreader

XX

Scotts PrecisionGreen® & EdgeGuard® Rotary Spreader

XX

Scotts SpeedyGreen® & EdgeGuard® Rotary Spreader

XX

Additional Spreader Settings:

EZ Drop, Republic (#530)

X

EZ Broadcast, Republic (#540)

X

Scotts Broadcast Tractor Spreader

X

(Non-Scotts spreader settings are approximate. You may need to adjust for proper coverage.)

First Aid and Environmental Information [Optional heading]

Keep Out of Reach of Children

CAUTION

Precautionary Statements

Hazards to Humans and Domestic Animals

CAUTION, causes eye irritation. Avoid contact with eyes, skin, or clothing. Harmful if swallowed. Do not contaminate water used for irrigation or domestic purposes. Do not graze treated areas. Do not feed clippings to livestock.

FIRST AID

**If in eyes:** Hold eye open and rinse slowly and gently with water for 15-20 minutes. Remove contact lenses, if present, after first 5 minutes, then continue rinsing eye. **If on skin or clothing:** Take off contaminated clothing. Rinse skin immediately with plenty of water for 15-20 minutes. **If swallowed:** Call A poison control center or doctor immediately for treatment advice. Have person sip a glass of water if able to swallow. Do not induce vomiting unless told to do so by a poison control center or doctor. Do not give anything by mouth to an unconscious person. **If inhaled:** Move person to fresh air. If person is not breathing, call 911 or an ambulance, then give artificial respiration, preferably by mouth-to-mouth, if possible.

Call a poison control center or doctor for treatment advice. Have the product container or label with you when calling poison control center or doctor, or going for treatment.

Storage and Disposal

STORAGE: Store in a clean, dry place. Reseal opened bag by folding top down and securing.

DISPOSAL: **If empty:** Do not reuse this container. Place in trash or offer for recycling if available.

**If partly filled:** Call your local solid waste agency or 1-800-CLEANUP for disposal instructions. Never place unused product down any indoor or outdoor drain.

**Environmental Hazards**

This product is toxic to aquatic invertebrates. Do not apply directly to water. Runoff and drift from treated areas may be hazardous to aquatic organisms in neighboring areas. Do not contaminate water by cleaning of equipment or disposal of wastes. Atrazine can leach through soils and has been found in groundwater. Users are advised not to apply on well drained soils where the water table (groundwater) is close to the surface. Your county Agricultural Extension Service can advise you of local conditions. Not for use on or under trees, shrubs, bedding plants, or garden plants (see Directions for Use for further explanation)

**UNCONDITIONALLY GUARANTEED**

If you are not satisfied with the results from using this product, we will refund your purchase price. Send evidence of your purchase to:

The Scotts Company  
MARYSVILLE, OHIO 43041

**Questions?**

Call Scott's toll-free  
Consumer hotline

1-800-543-TURF  
(In Ohio, 1-800-762-4010)

Open 8:00 a.m. to 5:00 p.m.  
Eastern time

Scotts Policy  
No-Quibble Guarantee

If for any reason you are not satisfied with results after using this product, you are entitled to get your money back. Simply send us evidence of purchase and we will mail you a refund promptly.

SCOTTS...the lawn people  
Marysville, Ohio 43041

Super Bonus® S weed control plus lawn fertilizer  
(Weed-and-Feed)

MASTER LABEL

**Super Bonus S**  
**EPA Reg. No. 538-229**  
**[Note to PM: High end Range]**



Weed Control Plus Lawn  
Fertilizer



(ILLUS.)  
THE NAME TO  
GROW WITH!

Lawn Pro  
(Scotts®)

Super Bonus® S  
Weed control plus  
lawn fertilizer  
(Weed-and-Feed)

Treats and Fertilizes 5,000 square feet  
(Treats and feeds)


**Optional Front Panel Claims and Information**

- Controls weeds and fertilizes your lawn.
- For use on St. Augustine grass (including Floratam), centipede, zoysia, and carpetgrass lawns ONLY
- Builds strong, green turf from the roots up without burning your lawn\*
- Kills dollarweed and other common lawn weeds (as listed)
- Builds thick, green turf from the roots up without burning your lawn\*
- Kills dollarweed and 24 other common lawn weeds
- For best results, apply a Scotts annual program (see back for details)
- Do not apply to lawns or mixed lawns of bahiagrass, bermudagrass, bluegrass, fine fescue, bentgrass, ryegrass, tall fescue, or dichondra.
- Specially formulated with Scotts Poly-S® timed released fertilizer
- Contains both readily available nitrogen for quick green up and controlled release nitrogen for uniform growth and extended feeding.
- Controls weeds and fertilizes your lawn
- Controls and helps make your lawn its thickest, greenest ever
- Weed control plus lawn fertilizer
- Weed-and-Feed
- Provides deep, even greening – better than other all-soluble fertilizers.
- Eliminates dollarweed, chickweed and over 25 common lawn weeds while greening your lawn without rapid, extreme growth.
- Formulated for the home environment.
- Your lawn makes a good environment
- Your lawn makes a good environment...and Scotts products help you get the best lawn.
- More greening power than Bonus S®
- Advanced Scotts® fertilizer technology feeds your lawn for 3 months
- The same fertilizer technology used by more than 80 of the top 100 golf courses . . . now with iron and manganese
- Thick, green, weed-free turf
- No burning or surge growth
- Scots No-Quibble Guarantee
- Ultra greening power . . . Feeds your lawn for 3 months
- Keeps Lawns Greener Longer
- Long-lasting feeding with golf course results for your home lawn!
- Golf-Course results at Home!

\*When used according to manufacturer's directions.



**Front Panel Cont.**



**CAUTION**  
**KEEP OUT OF REACH OF CHILDREN**

See BACK for additional precautionary statements.

**ACTIVE INGREDIENT:**


|                          |                  |
|--------------------------|------------------|
| Atrazine† .....          | 1.254 %          |
| RELATED COMPOUNDS .....  | 0.066 %          |
| INERT INGREDIENTS: ..... | <u>99.680 %</u>  |
| <b>Total</b>             | <b>100.000 %</b> |

EPA Reg. No. 538-18    EPA Est. 538-OH-1  
† CAS #1912-24-9

NET WEIGHT XX.XX LBS.



**GUSSETS:**



**RIGHT GUSSET:**

Treats and Fertilizes 5,000 square feet  
(Treats and feeds)

(Scotts)<sup>®</sup> Super Bonus<sup>®</sup> S  
weed control plus lawn fertilizer  
(Weed-and-Feed)

---

Controls weeds and helps make your lawn its thickest, greenest ever. .

Use on St. Augustine (including Floratam), zoysia, centipede, and carpetgrass lawns only. Do not use on bahiagrass, bermudagrass, bluegrass, fine fescue, bentgrass, ryegrass, tall fescue or dichondra lawns.

XXXX

---

UPC  
32247 XXXXX

**LEFT GUSSET:**

Treats and Fertilizes 5,000 square feet  
(Treats and feeds)

(Scotts)<sup>®</sup> Super Bonus<sup>®</sup> S  
weed control plus lawn fertilizer  
(Weed-and-Feed)

---

Controls weeds and helps make your lawn its thickest, greenest ever. .

Use on St. Augustine, zoysia, centipede, and carpetgrass lawns only.

XXXX

---

UPC  
32247 XXXXX





**Optional Gusset Claims**

**Golf's Choice for Greener Turf**



[golf course photo]

Golf course superintendents have relied on Scotts products to grow fine turf since the beginning of the century. In fact, Scotts products are used by more than 80 of the top 1000 golf courses in the United States – and now Ultra Turf Builder® products allow you to use the same high-performance technology on your home lawn in a new longer-lasting form. Ultra Turf Builder products have Scotts' patented timed-release feeding system to give your lawn what it needs only when it needs it. Go for the green with Scotts.

**Baseball's Choice for Greener Fields**


[stadium photo]

If you've ever marveled at the beauty of the grass on baseball's finest fields and wondered how you could possibly grow that kind of turf at home, you hold the answer in your hands. Scotts, the official turf care company of Major League Baseball, now offers Ultra Turf Builder® products for homeowners, with the fertilizer technology used by professional groundskeepers for big-league ballparks.


[Major League Baseball logo]



**Optional Back Panel Claims**



(ILLUS.)



Small, lightweight granules provide complete uniform coverage and are quickly absorbed to help insure control of large and small weeds.

**COVERAGE:**

Treats and fertilizes 5,000 square feet

**APPLICATION:** (See back for details)

Apply in late winter, spring, or fall. Use on St. Augustinegrass, zoysia, centipede, and carpetgrass lawns only.

|  |   |  |
|--|---|--|
| XX   | X   | X  |
| NITROGEN                                       | PHOSPHORUS                                    | POTASSIUM  |
| Essential for plant growth; makes grass green. | Stimulates root growth; helps grass multiply. | Makes plant strong; better able to resist drought and extreme heat |

**RIGHT COLUMN**

See back for Details  
Scott's  
No-Quibble  
Guarantee

**The Scotts Difference®**  
Perfect Particle™ Technology  
(art: particle with NPK)

Unlike ordinary weed-and-feeds, every particle of Super Bonus S® contains Scotts patented timed-release nitrogen plus phosphorus, potassium, and weed control. (See back for details).

**We guarantee thick, green, weed-free turf without risk of burning or surge growth.™**

XX% more greening power than regular Bonus® S

Extra Long Lasting. XX Longer Lasting than Bonus® S.

Treats and feeds up to X,XXX sq. ft.

**The Scotts Difference ®**

Scotts patented Perfect Particle™ Technology is available only in Scotts® products, so don't be fooled by weed-and-feeds claiming to be "just like Scotts."

Uniform proportions of the major nutrients – timed-release nitrogen plus phosphorus and potassium – and weed control are bonded together in every Super Bonus S particle, so that they are distributed evenly across the entire lawn, eliminating hit-or-miss feeding and weeding. And the time-released nitrogen feeds your lawn safely, without burning, and steadily for up to 2 months. Because of Scotts exclusive time-released nitrogen, you won't get the rapid surge growth associated with ordinary, fast-released weed-and-feeds. With regular mowing, you will have fewer clippings and may not even have to bag your clippings.

Remember, even weed-and-feeds claiming to contain slow- or controlled-release nitrogen typically are just simple mixes, so they can't deliver the consistent great results you'll get from Scotts patented Perfect Particle Technology. With Scotts Super Bonus S you can be assured that every particle contains time-released nitrogen, plus the other primary nutrients and weed control.

(photo: simple mix particles)  
**ORDINARY SIMPLE MIXES**

- Composed of nutrient and weed control granules of many different sizes and shapes
- Each nutrient may separate from the others in the bag and during application

-OR-  
(photo: simple mix pattern)  
**ORDINARY SIMPLE MIXES**

- Because of the difference in size, shape, and weight of these granules, the amount of individual nutrients and weed control delivered in each square inch of lawn can vary greatly
- Result: uneven, inconsistent weeding and feeding of your lawn

-OR-  
(photo: simple mix pattern)  
**ORDINARY SIMPLE MIXES**

- Usually composed of separate granules of individual nutrients
- Result: granules of unequal size and shape can separate during application, producing uneven feeding and weed control

(photo: SBS particles)  
**SCOTT'S TECHNOLOGY**

- Super Bonus S granules are consistent in size and shape
- This gives consistent distribution of particles – and nutrients and weed control – throughout the lawn

-OR-  
(photo: SBS pattern)  
**SCOTT'S TECHNOLOGY**

- Super Bonus S particles deliver the same ratio of nitrogen, phosphorus, and potassium (plus weed control) to every square inch of turf
- Result: even, consistent greening and thickening of your lawn, plus better weed control

-OR-  
(photo: SBS pattern)  
**SCOTT'S TECHNOLOGY**

- Ultra Super Bonus S contains the essential nutrients and weed control in every granule
- Result: consistent and extended feeding and weed control throughout the lawn.

**-OR-**

The Scotts Advantage®: All-in-One Particles®\*

Your lawn requires essential nutrients to thrive. Unlike most weed and feeds, every Scotts Super Bonus S® particle contains nitrogen, phosphorus, potassium, and weed killer, allowing Scotts to evenly disperse the appropriate ration of nutrients and weed control to your whole lawn. Only Scotts All-in-One® particles provide consistent feeding to every square inch of turf for a green, thick, strong lawn.

\*All-in-One = nitrogen, phosphorus, potassium and the weed killer ingredient contained in every particle.

(ILLUS.)

Super Bonus S®

- Each All-in-One® particle contains essential nutrients and weed control ingredient
- Evenly dispersed particles provide more consistent feeding and weed control for a green, thick, strong lawn.

(ILLUS.)

Ordinary Mixed Weed & Feeds

- Each particle contains fertilizer nutrient with separate particles for weed control
- Particles can separate during application, resulting in inconsistent feeding and weed control.

**What to expect**

Weeds will be eliminated [killed] within 6 weeks and your lawn will be greener in 4 to 6 days.

(ILLUS.)

**Controls and prevents weeds while feeding your lawn.** Super Bonus® S gives you a better, weed-free lawn. That's because each small particle delivers weed control for complete coverage. And Super Bonus® S feeds your lawn with Scotts patented® formula to help fill-in and crowd out new weeds.

CONTROLS 25 [these] common lawn weeds.

- |                   |                            |                           |
|-------------------|----------------------------|---------------------------|
| black medic       | dollarweed                 | pepperweed                |
| blue toadflax     | eveningprimrose            | purslane                  |
| buckhorn          | Florida betony             | red sorrel (sheep sorrel) |
| Carolina geranium | Florida pusley             | rescuegrass               |
| (cranesbill)      | fragrant cudweed (rabbit-  | shepherdspurge            |
| chickweed         | tobacco)                   | sowthistle                |
| dandelion         | Henbit                     | stinging nettle           |
| dandelion         | lippia (matchweed)         | venue lookingglass        |
| dichondra         | oxalis (yellow woodsorrel) | wild mustard              |

PREVENTS 4 [these] annual weeds:

- bull paspalum
- crabgrass
- sedges
- spotted spurge

**WEEDS PREVENTED OR CONTROLLED**

**WEEDS CONTROLLED**

Black medic, blue toadflax, buckhorn, burclover, Carolina geranium (cranesbill), chickweed, dandelion, dichondra, dollarweed, eveningprimrose, Florida betony, Florida pusley, fragrant cudweed (rabbit-tobacco), henbit, lippia (matchweed), oxalis (yellow woodsorrel), pepperweed, purslane, red sorrel (sheep sorrel), rescuegrass, shepherdspurse, sowthistle, stinging nettle, Venus lookingglass, wild mustard.

**WEEDS PREVENTED**

Crabgrass, sedges, spotted spurge, bull paspalum.

Super Bonus® S provides extra nitrogen carefully blended with potassium and phosphorus. This means that each grass plant receives the feeding it needs so your lawn will grow uniformly thick and green.

Super Bonus® S stimulates steady grass growth. Typical all-soluble fertilizers can cause surge growth. When you mow grass that has grown too fast and too tall, you weaken the grass plant by "scalping". With Super Bonus® S you have less mowing and less chance of scalping when you mow.

**2-MONTH PERIOD**

(ILLUS.)  
**STEADY GROWTH**  
Super Bonus® S

(ILLUS.)  
**SURGE GROWTH**  
typical fertilizer

**Super Bonus® S provides up to 2 months of greening.** The nitrogen in Super Bonus® S is time-released to help your lawn grow thick and green for up to 2 months.

**Coverage**

Treats and fertilizes X,XXX sq. ft.

**How much is enough?**

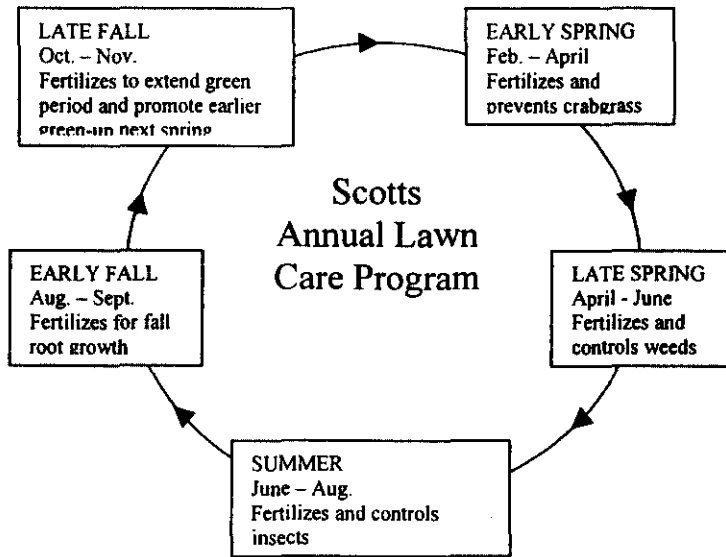
To determine the square footage of your lawn, walk the length and width of your lawn; one average pace equals about 3 feet. Multiply the length of the lawn by the width of the lawn. This equals the area of your lawn in measure square areas, then add the figures together to reach your total lawn size.

A well-maintained lawn provides environmental benefits as well as an attractive and pleasant setting for your home. Healthy grass takes carbon dioxide and pollutants from the air while creating oxygen; it traps dust and prevents erosion; and it reduces the heat, noise, and glare of modern urban areas while providing a safer recreation area.


The timed-release nitrogen in Scotts Super Bonus S weed-and-feed is designed to be absorbed by the grass plants slowly and steadily, to build thick turf that helps prevent runoff and leaching into groundwater.

For best results, apply [the] Scotts Annual [Lawn Care] Program.

- Start the program at any time
- Start anytime . . . just check the month and apply products at 2 month intervals
- Allow two months between applications
- No more guesswork . . . apply the right product at the right time for a thick, green, weed-free lawn



**Note to PM: Option #1 Directions for Use**



**How and when to apply**

Apply in late winter, spring, or fall

**DIRECTIONS FOR USE**

It is violation of Federal law to use this product in a manner inconsistent with its labeling.

Apply only when grass is dry. Watering after application will help to activate the product. When daytime temperatures are 80°F or above, rinse particles off grass blades after applying.

**Control**

- apply any time weeds are actively growing. Controls weeds listed under "Controls" above. If complete control is not obtained a second treatment may be required 2 months after the first.
- apply in the Fall to control winter weeds such as henbit, chickweed, rabbit-tobacco, eveningprimrose.

**Prevention**

- apply in January, February or early March to prevent germination of these annual weeds: crabgrass, bull paspalum, sedges (from seed), spotted spurge.
- don't apply to centipede or carpetgrass lawns during the period of winter dormancy—approximately October 15 to March 15 (okay to apply in Florida, however).

Don't apply to lawns or mixed lawns of bahiagrass, bermudagrass, bluegrass, fine fescue, bentgrass, ryegrass, tall fescue or dichondra because injury may occur.

**Extreme Temperatures.** Rinse particles off the grass blades when temperatures are 80° F or above.

**Seeding/Sprigging.** Apply Super Bonus® S after sprigging a new St. Augustine or zoysia lawn to prevent competition from germinating weeds. Water the new sprigs, allow the grass blades to dry, then make the application of Super Bonus® S.

- Don't apply to newly seeded centipede and carpetgrass lawns until after the new grass has been mowed at least twice.
- Don't plant sprigs for one month, or sow new grass seed for six months following application of Super Bonus® S.

**Note to PM: End of Option #1**

**Note to PM: OPTION #2 Direction for Use**

**DIRECTIONS FOR USE**

It is a violation of federal law to use this product in a manner inconstant with its labeling.

**USE PRECAUTIONS**

Don't apply to lawns or mixed lawns of bahiagrass, bermudagrass, bluegrass, fine fescue, bentgrass, ryegrass, tall fescue or dichondra because injury may occur. Desirable plants: Don't apply on or under the branch spread (rootzone) of trees, shrubs, beddings plants, flower or garden plants, particularly in compact, slowly draining soils in the Dallas/Ft. Worth areas. Don't apply to newly seeded centipede and carpetgrass lawns until after the new grass has been mowed at least twice. Don't plant sprigs for one month, or sow new grass seed for six months following application. Extreme temperatures: Rinse particles off the grass blades when temperatures are 80 F or above.

**INSTRUCTIONS**

Scotts' Super Bonus® S weed control plus lawn fertilizer controls a wide range or lawn weeds, including broadleaf weeds and annual weeds commonly found in home lawns. In addition, a XX-X-X fertilizer provides a supply of plant food need for growth.

Apply only when grass is dry.

**CONTROL**

- Apply any time weeds are actively growing. Controls weeds listed below. If complete control is not obtained, a second treatment maybe required 2 months after the first.
- Apply in the Fall to control winter weeds such as henbit, chickweed, rabbit-tobacco, eveningprimrose.

**PREVENTION**

- Apply in January, February, or early March to prevent germination of these annual weeds: crabgrass, bull paspalum, sedges (from seed), and spotted spurge.
- Don't apply to centipede or carpetgrass lawns during the period of winter dormancy – approximately October 15 to March 15 (okay to apply in Florida, however).


**SPRIGGING**

- Apply after sprigging a new St. Augustine or zoysia lawn to prevent competition from germinating weeds. Water the new sprigs, allow the grass blades to dry, then make the application.

**Note to PM: End of Option #2**



**Note to PM: Option #3 Directions for Use**



**How and when to apply**

Apply in late winter, spring, or fall



**DIRECTIONS FOR USE**

It is violation of federal law to use this product in a manner inconsistent with its labeling.

- Do not apply to lawns or mixed lawns of bahiagrass, bermudagrass, bluegrass, fine fescue, bentgrass, ryegrass, tall fescue or dichondra because injury may occur.
- Apply only when grass is dry.
- Water-in after application. (immediately following application when temperatures are 80°F or above)
- Do not apply on or under the branch spread (rootzone) of trees, shrubs, bedding plants, flowers, or garden plants, particularly in compact slowly draining soils.

**Control**

- Apply any time weeds are actively growing. For severe weed problems, a second treatment may be required 2 months after the first.
- Apply in the Fall to control winter weeds such as henbit, chickweed, rabbit-tobacco, eveningprimrose.

**Prevention**

- Apply in January, February or early March to prevent germination of annual weeds: crabgrass, bull paspalum, sedges (from seed), spotted spurge.
- Don't apply to centipede or carpetgrass lawns during the period of winter dormancy – approximately October 15 to March 15 (Okay to apply in Florida, however)

**Seeding/sodding/sprigging**

- Apply Super Bonus® S after sprigging/sodding a new St. Augustine or zoysia lawn to prevent competition from germinating weeds. Water the new sprigs/sod, allow the grass blades to dry, then make the application of Super Bonus® S.
- Don't apply to newly seeded centipede and carpetgrass lawns until after the new grass has been mowed at least twice.
- Don't plant sprigs/sod for one month, or sow new grass seed for six months following application of Super Bonus® S.

**Note to PM: End of Options #3**

**Note to PM: Option #4 Directions for Use**

**How and when to apply**  
Apply in late winter, spring, or fall

**DIRECTIONS FOR USE**

It is violation of federal law to use this product in a manner inconsistent with its labeling.

**Application**

- Apply only when grass is dry. Watering after application will help to activate the product. When daytime temperatures are 80°F or above, rinse particles off grass blades after applying.
- Do not apply on or under the branch spread (rootzone) of trees, shrubs, bedding plants, flowers, or garden plants, particularly in compact slowly draining soils.

**For Control**

- Apply any time weeds are actively growing. Controls weeds listed under "Controls" above. If complete control is not obtained a second treatment may be required 2 months after the first.
- Apply in the Fall to control winter weeds such as henbit, chickweed, rabbit-tobacco, eveningprimrose.

**For Prevention**

- Apply in January, February or early March to prevent germination of annual weeds: crabgrass, bull paspalum, sedges (from seed), spotted spurge.
- Don't apply to centipede or carpetgrass lawns during the period of winter dormancy – approximately October 15 to March 15 (Okay to apply in Florida, however)

Do not apply to lawns or mixed lawns of bahiagrass, bermudagrass, bluegrass, fine fescue, bentgrass, ryegrass, tall fescue or dichondra because injury may occur

**Seeding/sodding/sprigging**


- Apply Super Bonus® S after sprigging/sodding a new St. Augustine or zoysia lawn to prevent competition from germinating weeds. Water the new sprigs/sod, allow the grass blades to dry, then make the application of Super Bonus® S.
- Don't apply to newly seeded centipede and carpetgrass lawns until after the new grass has been mowed at least twice.
- Don't plant sprigs/sod for one month, or sow new grass seed for six months following application of Super Bonus® S.

**Note to PM: End of Options #4**

Optional Spreading Information



Spreading Tips



DESIRABLE PANTS: DON'T APPLY ON OR UNDER THE BRANCH SPREAD (ROOTZONE) OF TREES, SHRUBS, BEDDING PLANTS, FLOWERS OR GARDEN PLANTS, PARTICULARLY IN COMPACT SLOWLY DRAINING SOILS IN THE DALLAS-FT. WORTH AREA

Scotts recommends the PF Spreader, the most accurate spreader you can buy, to receive the maximum value from Super Bonus® S.

For best results, use a Scotts spreader:

Scotts Drop: Mow lawn first if grass is tall enough to touch the bottom of the spreader. First apply two header strips. Then operate spreader the longest way of the lawn. Overlap wheel marks to insure uniform feeding. Shut off spreader when you have reached the header strips or stopped.

(ILLUS.)

Scotts EasyGreen™ Rotary: Shut off spreader anytime you stop. For complete coverage make each pass about five feet from the previous one so some overlapping occurs. Avoid applying this product on flower, vegetable and shrub plantings.

(ILLUS.)

Scotts SpeedyGreen™ Rotary: Shut off spreader anytime you stop. For complete coverage make each pass about five feet from the previous one so some overlapping occurs. Avoid applying this product on flower, vegetable and shrub plantings.

(ILLUS.)

Spreader Setting (covers X,XXX sq ft)

| Spreader             | Spreader Setting |
|----------------------|------------------|
| Scotts Drop Spreader | X                |
| Scotts EasyGreen®    | XX               |
| Scotts SpeedyGreen®  | X                |

Additional Spreader Settings:

|                          |   |
|--------------------------|---|
| Cyclone Rotary (Model B) | X |
| Central Drop (#205)      | X |
| Sears Drop (#19810)      | X |
| Ortho Drop (#5000)       | X |
| Green View Drop          | X |
| Precision Drop           | X |

(Non-Scotts spreader settings are approximate. You may need to adjust for proper coverage.)

STORAGE: Store in a clean, dry place. Reseal opened bag by folding top down and securing.

-OR-

Spreading tips

For best results, use a Scotts spreader

DESIRABLE PLANTS: DO NOT APPLY ON OR UNDER THE BRANCH SPREAD (ROOT ZONE) OF TREES, SHRUBS, BEDDING PLANTS, FLOWERS, OR GARDEN PLANTS, PARTICULARLY IN COMPACT, SLOWLY DRAINING SOLS IN THE DALLAS-FT WORTH AREAS.

| [Spreader]                 | Spreader Setting<br>REGULAR RATE<br>covers 5,000 sq. ft. | DIRECTIONS   |
|----------------------------|--|--|
| Scotts Drop Spreaders      | X  | Mow lawn first; apply 2 header strips; apply longest direction of lawn, overlapping wheel marks. |
| Scotts EasyGreen® Rotary   | X  | Make each pass about XX inches from previous pass to overlap spread width.                       |
| Scotts SpeedyGreen® Rotary | X  | Make each pass about X feet from previous pass to overlap spread width.                          |

-OR-

SPREADER SETTINGS

Always apply fertilizer products with a spreader. Avoid applying this product on flower, vegetable and shrub plantings.

|                                 |   |                                 |   |
|---------------------------------|---|---------------------------------|---|
| Scotts SpeedyGreen™ Rotary..... | X | Scotts EasyGreen® Rotary.....   | X |
| Scotts Drop.....                | X | Sears Drop (#19810).....        | X |
| Greenview Drop (Spred II).....  | X | Ortho Drop (#5000).....         | X |
| Central Drop (#205).....        | X | Precision Drop (Red Devil)..... | X |
| Cyclone Rotary.....             | X | Ortho Rotary.....               | X |

Above spreader settings are approximate. You may need to adjust for proper coverage.

-OR-


Spreading Tips

Apply header strips. Then apply product in longest directions of lawn (ILLUS.)



Spreader Setting

For best results, use a Scotts spreader



Directions

Mow lawn first; apply 2 header strips; apply longest direction of lawn, overlapping wheel marks.

Mow lawn first; apply 2 header strips apply longest directions of lawn, overlapping wheel marks.

Make each pass about 5 feet from previous pass to overlap spread width.

Scotts AccuGreen® Drop Spreader

XX

Scotts PrecisionGreen® & EdgeGuard® Rotary Spreader  
Scotts SpeedyGreen® & EdgeGuard® Rotary Spreader

XX

XX

Additional Spreader Settings:

EZ Drop, Republic (#530)

X

EZ Broadcast, Republic (#540)

X

Scotts Broadcast Tractor Spreader

X

(Non-Scotts spreader settings are approximate. You may need to adjust for proper coverage.)

First Aid and Environmental Information [Optional heading]

Keep Out of Reach of Children

CAUTION

Precautionary Statements

Hazards to Humans and Domestic Animals

CAUTION, causes eye irritation. Avoid contact with eyes, skin, or clothing. Harmful if swallowed. Do not contaminate water used for irrigation or domestic purposes. Do not graze treated areas. Do not feed clippings to livestock.

FIRST AID

**If in eyes:** Hold eye open and rinse slowly and gently with water for 15-20 minutes. Remove contact lenses, if present, after first 5 minutes, then continue rinsing eye. **If on skin or clothing:** Take off contaminated clothing. Rinse skin immediately with plenty of water for 15-20 minutes. **If swallowed:** Call A poison control center or doctor immediately for treatment advice. Have person sip a glass of water if able to swallow. Do not induce vomiting unless told to do so by a poison control center or doctor. Do not give anything by mouth to an unconscious person. **If inhaled:** Move person to fresh air. If person is not breathing, call 911 or an ambulance, then give artificial respiration, preferably by mouth-to-mouth, if possible.

Call a poison control center or doctor for treatment advice. Have the product container or label with you when calling poison control center or doctor, or going for treatment.

Storage and Disposal

STORAGE: Store in a clean, dry place. Reseal opened bag by folding top down and securing.

DISPOSAL: **If empty:** Do not reuse this container. Place in trash or offer for recycling if available.

**If partly filled:** Call your local solid waste agency or 1-800-CLEANUP for disposal instructions. Never place unused product down any indoor or outdoor drain.

**Environmental Hazards**

This product is toxic to aquatic invertebrates. Do not apply directly to water. Runoff and drift from treated areas may be hazardous to aquatic organisms in neighboring areas. Do not contaminate water by cleaning of equipment or disposal of wastes. Atrazine can leach through soils and has been found in groundwater. Users are advised not to apply on well drained soils where the water table (groundwater) is close to the surface. Your county Agricultural Extension Service can advise you of local conditions. ~~Do not use on or under trees, shrubs, bedding plants, or garden plants (see Directions for Use for further explanation)~~

**UNCONDITIONALLY GUARANTEED**

If you are not satisfied with the results from using this product, we will refund your purchase price. Send evidence of your purchase to:

The Scotts Company  
MARYSVILLE, OHIO 43041

**Questions?**

Call Scott's toll-free  
Consumer hotline

1-800-543-TURF  
(In Ohio, 1-800-762-4010)

Open 8:00 a.m. to 5:00 p.m.  
Eastern time

Scotts Policy  
No-Quibble Guarantee

If for any reason you are not satisfied with results after using this product, you are entitled to get your money back. Simply send us evidence of purchase and we will mail you a refund promptly.

SCOTTS...the lawn people  
Marysville, Ohio 43041

Super Bonus® S weed control plus lawn fertilizer  
(Weed-and-Feed)