

UNITED STATES ENVIRONMENTAL PROTECTION AGENCY

APR 1993

Mr. Vincent Snyder, Jr.
The O. M. Scott & Sons Company
14111 Scottslawn Road
Marysville, Ohio 43041

Dear Mr. Snyder:

Subject: Amendment - Request to Add Minor Claims for
a 3-Step Program
Lawn Weed Control Plus Fertilizer
EPA Registration No. 538-218
Your Submission Dated March 23, 1993

The labeling referred to above, submitted in connection with registration under the Federal Insecticide, Fungicide, and Rodenticide Act, as amended, is acceptable with the following provisions:

- 1) Delete the word "best" from the phrase "best annual program", which appears throughout the label, or modify the phrase to state that it is Scott's best annual program. The way it is stated in the draft label implies that it is the "best" over all other similar products offered in the market place.

A stamped copy is enclosed for your records. Please submit five (5) final printed copies for the referenced label, incorporating the above changes, before releasing the product for shipment.

Sincerely yours,

Joanne I. Miller
Product Manager (23)
Fungicide-Herbicide Branch
Registration Division (H7505C)

Enclosure

CONCURRENCES

SYMBOL	H7505C						
SURNAME	J. I. Miller						
DATE	4/5/93						

FRONT:

Lawn Weed Control Plus
 Fertilizer XXXXX
 (F-9348)
 12/22/86 CR
 01/05/87 CR 03/02/87 CR
 10/12/89 VS 04/05/90 VS/cr
 05/14/90 VS/cr
 03/19/93 VS/cr

step 2

(Scotts(R))
(Lawn Pro(R))

Available only at Authorized
Scotts(R) Lawn Pro(R) Dealers


Scotts
Lawn Care System
Annual Weeding and Feeding Program

Best Annual
Program

XXXXX (placed vertically) (Above copy to be inverted.)

Treats X,XXX sq ft (XXX m²)

(Scotts(R))
(Lawn Pro(R))



SCOTTS POLICY
No-Quibble
Guarantee
SEE BACK FOR DETAILS

step 2

of 4 easy steps to
a better lawn
Weeds and Feeds

15 APR 1993

Under the P...
 (ILLUS.)
 288-260

Lawn Weed Control
plus Fertilizer

NET WEIGHT XX lbs

XX-X-X

KEEP OUT OF REACH OF CHILDREN
WARNING
PRECAUTIONARY STATEMENTS

Hazards to Humans and Domestic Animals: Causes eye irritation. Do not get in eyes, on skin or on clothing. In case of contact immediately wash eyes or skin with plenty of water. Get medical attention if irritation persists. Harmful if swallowed. Do not contaminate feed or foodstuffs. Wear long pants, long-sleeved shirt and shoes when applying this product.

Do not reenter or permit others to reenter treated areas until dusts have settled. When applying this pesticide, the use of safety glasses is required.

Environmental Hazards: Do not apply when weather conditions favor drift from target areas. Drift or runoff may adversely affect non-target plants. Do not apply directly to water, to areas where surface water is present or to intertidal areas below the mean high water mark. Do not contaminate water when disposing of equipment washwaters.

STORAGE: Store in a clean, dry place. Reseal opened (container) or (bag by folding top down and securing).

PESTICIDE DISPOSAL: Securely wrap original container in several layers of newspaper and discard in trash.

CONTAINER DISPOSAL: Do not reuse bag (or container) . Discard bag (or container) in trash.

ACTIVE INGREDIENTS:

2-Methyl-4-chlorophenoxyacetic acid	0.66 to 1.37%
2-(2-Methyl-4-chlorophenoxy) propionic acid	0.66 to 1.37%

INERT INGREDIENTS:	<u>97.26 to 98.68%</u>
Total	100.00%

EPA Reg No 538-218 EPA Est 538-OH-1
Lawn Weed Control plus Fertilizer

XX-X-X

Guaranteed Analysis

Total nitrogen (N)	XX%
X.X% ammoniacal nitrogen	
XX.X% urea, methylene ureas nitrogen	
X.X% water insoluble nitrogen	
Available phosphoric acid (P ₂ O ₅)	X%
Soluble potash (K ₂ O)	X%

Derived from monoammonium phosphate, urea, methylene ureas and muriate of potash.

Chlorine, not more than. X.XX%

Product of USA

The O M Scott & Sons Company, Marysville, Ohio 43041

RIGHT GUSSET

XXXXX (Scotts (R)) (Lawn Pro(R)) Best Annual Program step™ 2 SCOTTS POLICY No-Quibble Guarantee SEE BACK FOR DETAILS

LEFT GUSSET

(Scotts(R)) (Lawn Pro(R)) Best Annual Program step™ 2 SCOTTS POLICY No-Quibble Guarantee SEE BACK FOR DETAILS

(OPTIONAL GUSSET PANEL CLAIMS FOR 3-STEP PROGRAM)


Start anytime of the year

If you start in

Apply in this order

Early Spring (February-April)
 Late Spring (April-June)
 Early Fall (August-October)

A	B	C
B	C	A
C	A	B



BACK:

598

**PULL TAB
and remove for
pour spout
(ILLUS.)**

Treats X,XXX sq ft (XXX m2)

**STP2 XXXXX
XM
PROOF
OF
PURCHASE
(Scotts)**

**Easy
Open PULL HERE**

(Scotts(R))

(Lawn Pro(R))

**Best
Annual
Program**

Now it's easy for you to have a better lawn

Save money

Start anytime

Why even consider a lawn care service? Scotts Annual Program will give you a beautiful lawn for about half (one-third) the cost.

You can start the Annual Program anytime of the year. Just check the month and select the appropriate Step listed below.

Simple and easy

Guaranteed results

No more guesswork. You simply apply the right product - one Step at a time.

Each Step is designed for the specific season to help give you a greener lawn.

(ILLUS.)

(The 4 Steps listed below will be placed horizontally in one row.)

step™ 1. Early Spring February-April

Crabgrass Preventer plus Fertilizer - prevents crabgrass, foxtail, spurge, oxalis, chickweed and other annual weeds while providing deep, thick greening for up to 2 months. This is Scotts best fertilizer plus crabgrass preventer. In the Pacific Northwest, Step™ 1 is "Moss Control plus Lawn Fertilizer". For St. Augustinegrass, Step™ 1 is "Super Bonus S".

step™ 2. Late Spring April-June (OPTIONAL - Apply between April and June)

Lawn Weed Control plus Fertilizer - controls dandelions, clover, chickweed and other broadleaf weeds while greening your lawn for 2 more months. This is Scotts best weed and feed. For St. Augustinegrass, Step™ 2 is "Super Turf Builder".

step™ 3. Summer June-August

Insect Control plus Fertilizer - controls white grubs, chinch bugs, sod webworms and other lawn insects plus keeps your lawn green through the Summer.

step™ 4. Fall August-November

Lawn Fertilizer - specially formulated for the Fall - the best time to develop a stronger root system for a healthier, thicker lawn. Helps your lawn green up even quicker next Spring. This is Scotts best Fall Fertilizer.

BEST AVAILABLE COPY

DIRECTIONS FOR USE

It is a violation of federal law to use this product in a manner inconsistent with its labeling.

LEFT COLUMN

Application

- . Apply when weeds are actively growing, but not before yellow dandelion blooms have appeared.
- . Apply to moist or dry foliage, however, for best results, apply to moist foliage.
- . Be careful when applying this product near shrubs, flower beds or vegetable gardens as weed control may damage these desirable plants.
- . Don't use on creeping bentgrass lawns or on newly seeded and sodded lawns until after the fourth mowing.

(OPTIONAL STATEMENT)

- . Don't use on dichondra, St. Augustinegrass, creeping bentgrass, bahia, or centipede grass lawns.
- . Don't plant grass for one month after using this product and don't apply when daytime temperatures are consistently 90 degrees or above.
- . Allow at least 4-6 weeks between program applications.

Watering or Rain

- . Do not water your lawn for 24 hours after application. Water will wash the weed control off the weed's leaves and reduce the effectiveness of this product.
- . This product should not be applied if rain is expected within the next 24 hours.


Tips on Spreading

Scotts Drop:

- . Do not apply during windy days.
- . First apply 2 header strips.
- . Overlap spreader application area to avoid strips of untreated lawn.
- . Shut off spreader when you reach the header strip or any time you stop.

(ILLUS.)

(ILLUS.)



EasyGreen™ Rotary:

- Slide shut-off lever to the right, application automatically starts and stops when you do
- Avoid misses by making each pass about 30 inches from the previous one so some overlapping occur.

SpeedyGreen™ Rotary:

- Shut-off spreader anytime you stop
- Avoid misses by making each pass about 5 feet from the previous one so some overlapping occurs

Scotts Spreader Settings

<u>Scotts Drop Spreader</u>	<u>Scotts EasyGreen Rotary</u>	<u>Scotts SpeedyGreen Rotary</u>
X	X	X

Additional Spreader Settings (Non-Scotts spreader settings are approximate. You may need to adjust for proper coverage).

C2	X
Cyclone Rotary (Model B).....	X
Central Drop (#205).....	X
Sears Drop (#19810).....	X
Ortho Drop (#5000).....	X
Greenview Drop (Spred II).....	X
Precision Drop (Red Devil).....	X

If you have questions

We designed this Program to make having a better lawn as simple and easy as possible. But you may still have some questions about your lawn during the year. If so, you can contact the Scotts Lawn Pro retailer where you bought this Program. They are ready to answer your questions and provide any help or information that you may need.-OR-You can get the answers by talking directly with one of Scotts lawn counselors. Simply dial this toll-free number 1-800-543-TURF (in Ohio 1-800-762-4010).

XXXXX

**Scotts Policy
No-Quibble Guarantee**

If for any reason you are not satisfied with results after using this product, you are entitled to get your money back. Simply send us evidence of purchase and we will mail you a refund check promptly.

SCOTTS...the lawn people
MARYSVILLE, OHIO 43041

0 (UPC) 0
XXXXX XXXXX

(c) 1993, The O M Scott & Sons Company. All rights reserved.

step 2

(Scotts(R)
(Lawn PRO(R)