

11/1/95 PM 21 538-217 P5183

Please read instructions on reverse before completing form. Form Approved OMB No. 2070-0080, Approval expires 2-28-95



United States
Environmental Protection Agency
Washington, DC 20460

Registration
 Amendment
 Other

OPP Identifier Number
222921

Application for Pesticide - Section I

1. Company/Product Number 538-217	2. EPA Product Manager Connie Welch	3. Proposed Classification <input type="checkbox"/> None <input type="checkbox"/> Restricted
4. Company/Product (Name) Diease Control Plus Lawn Fertilizer/Turf Builder Plus Fungus Control	PM# 21	
5. Name and Address of Applicant (Include ZIP Code) The Scotts Company 14111 Scottslawn Road Marysville, Ohio 43041 <input type="checkbox"/> Check if this is a new address	6. Expedited Review. In accordance with FIFRA Section 3(c)(3) (b)(i), my product is similar or identical in composition and labeling to: EPA Reg. No. _____ Product Name _____	

Section - II

<input type="checkbox"/> Amendment - Explain below.	<input checked="" type="checkbox"/> Final printed labels in response to Agency letter dated 7/11/88
<input type="checkbox"/> Resubmission in response to Agency letter dated _____	<input type="checkbox"/> "Me Too" Application.
<input checked="" type="checkbox"/> Notification - Explain below.	<input type="checkbox"/> Other - Explain below.

Explanation: Use additional page(s) if necessary. (For section I and Section II.)

Re: Our Notification dated 11/10/93. See attached letter.

BEST AVAILABLE COPY


Section - III

1. Material This Product Will Be Packaged In:				2. Type of Container	
Child-Resistant Packaging <input type="checkbox"/> Yes* <input type="checkbox"/> No	Unit Packaging <input type="checkbox"/> Yes <input type="checkbox"/> No	Water Soluble Packaging <input type="checkbox"/> Yes <input type="checkbox"/> No	Metal Plastic Glass Paper Other (Specify) _____		
* Certification must be submitted		If "Yes" Unit Packaging wgt. No. per container	If "Yes" Package wgt. No. per container		
3. Location of Net Contents Information <input type="checkbox"/> Label <input type="checkbox"/> Container		4. Size(s) Retail Container		5. Location of Label Directions <input type="checkbox"/> On Label <input type="checkbox"/> On Labeling accompanying product	
6. Manner in Which Label is Affixed to Product		<input type="checkbox"/> Lithograph <input type="checkbox"/> Paper glued <input type="checkbox"/> Stenciled		<input type="checkbox"/> Other _____	

Section - IV

1. Contact Point (Complete items directly below for identification of individual to be contacted, if necessary, to process this application.)		
Name Vincent Snyder, Jr.	Title Senior Technical Associate	Telephone No. (Include Area Code) (513) 641-0011
2. Signature By: <i>Vincent Snyder, Jr.</i> THE SCOTTS COMPANY		6. Date Application Received (Stamped)
3. Title Senior Technical Associate		
4. Typed Name Vincent Snyder, Jr.		
5. Date October 25, 1995		

PREVENTS
AND SUPPRESSES
SUMMER PATCH DISEASES!



SUMMER PATCH




BEST AVAILABLE COPY

TURF BUILDER. Plus Fungus Control

— *The Scott's Difference.* —

- Prevents and suppresses most lawn fungus problems
- Encourages lawn recovery
- Scott's No-Quibble Guarantee
- Toll-free Consumer Hotline: 1-800-543-TURF



Unlike other fertilizer-plus-fungus-control combinations, every particle of Turf Builder Plus Fungus Control contains

- Scott's patented timed-release nitrogen
- Phosphorus
- Potassium
- Fungus control

23-3-5

Treats and feeds 2,500 to 5,000 sq. ft.


NET WEIGHT 7.61 lbs.
(3.45 kg)

Made in U.S.A.

KEEP OUT OF REACH OF CHILDREN.
CAUTION: See back for additional precautionary statements.

MANTENGASE FUERA DEL ALCANCE DE LOS NIÑOS.
PRECAUCION: Vea al dorso para más precauciones.

ACTIVE INGREDIENTS:	
Thiophanate-Methyl, [Dimethyl (1,2-phenylene)bis(imino)carbonate] (1,1-dimethyl-3-(3,5-dichlorophenyl)urea)	2.05%
Imidazolidinonecarbamide	1.02%
(1-methylethyl)-2,4-dioxo-1-imidazolidinonecarbamide	96.93%
INERT INGREDIENTS	100.00%
Total	100.00%
EPA Reg. No. 538-217	EPA Est. 538-OH-1



KEEP OUT OF REACH OF CHILDREN
CAUTION
PRECAUTIONARY STATEMENTS

Hazards to Humans and Domestic Animals: CAUTION, causes eye irritation. Do not get in eyes, on skin, or on clothing. In case of contact immediately wash eyes or skin with plenty of water. Get medical attention if irritation persists. May be harmful if swallowed or absorbed through skin. Do not apply when weather conditions favor drift from areas treated. Apply this product only as specified on this label.

Environmental Hazards: This pesticide is toxic to catfish. Do not apply directly to water. Drift and runoff from treated areas may be hazardous to catfish in adjacent areas. Do not contaminate water by cleaning of equipment or disposal of wastes. Cover or incorporate spills.

STORAGE: Store in clean, dry place. Reclose opened bag by folding top down and securing.

PESTICIDE DISPOSAL: Securely wrap original container in several layers of newspaper and discard in trash.

CONTAINER DISPOSAL: Do not reuse bag. Discard in trash.

Turf Builder® Plus Fungus Control 23-3-5 643-2029

Guaranteed Analysis

Total nitrogen (N)	23%
0.6% ammoniacal nitrogen	
12.3% urea nitrogen	
9.4% water soluble organic nitrogen*	
0.7% water insoluble nitrogen	
Available phosphate (P ₂ O ₅)	3%
Soluble potash (K ₂ O)	5%
Derived from monoammonium phosphate, urea, methylene ureas and muriate of potash.	
Chlorine, not more than	5%
*Contains 6.7% slowly available methylenediurea and dimethylenetriurea nitrogen.	
Pat. No. 4,378,238	Product of USA
The Scotts Company 14111 Scottslawn Rd. Marysville, OH 43041	

Scotts TURF BUILDER. Plus Fungus Control

The Scotts Difference.

Prevents or suppresses most lawn-damaging fungus problems, especially those that plague lawns during warm, humid weather. Scotts scientists originally developed this formulation for golf courses by combining systemic and contact fungicides to control a variety of disease

problems. This product has proven so successful that we are making it available for home lawns. Encourages lawn recovery with a light feeding of slow-release nitrogen fertilizer.

How and when to apply

Directions for use
 It is a violation of Federal law to use this product in a manner inconsistent with its labeling.

- Apply to any type of lawn.
- Apply 1/2" of water after application to activate the fungicide. Continue to supply 1" of water per week during hot, dry weather.
- To control leaf spot, melting-out, dollar spot, pink patch (red thread), brown patch, and *Fusarium patch* in California, Oregon, and Washington, apply at the LIGHT RATE (5,000 sq. ft. coverage). You may reapply at two to three week intervals if weather conditions DO NOT change and disease activity continues. To control severe disease infestations, apply at the REGULAR RATE and repeat monthly.

- To prevent and suppress summer patch diseases (also known as *Fusarium blight*, *Fusarium roseum*, frog-eye, and necrotic ring spot). Apply at the REGULAR RATE (2,500 sq. ft. coverage). You may reapply at monthly intervals if weather conditions DO NOT change and disease activity continues.
- Summer patch symptoms return annually to the same lawn areas when hot, dry weather promotes stress. For best results begin preventive applications in late spring to early summer. Scotts Play® and Perfect Choice® grass seed will offer some resistance to these diseases if lawn renovation becomes necessary.
- Allow one week between applications of this and any other control product.

Spreading tips

For best results, use a Scotts spreader

	Spreader Settings		Directions
	REGULAR RATE covers 2,500 sq. ft.	LIGHT RATE covers 5,000 sq. ft.	
Scotts Drop Spreaders	5	4	Mow lawn first; apply 2 header strips; apply longest direction of lawn, overlapping wheel marks.
Scotts EasyGreen® Rotary	26	25	Make each pass about 30 inches from previous pass to overlap spread width.
Scotts SpeedyGreen® Rotary	3 1/2	2 1/2	Make each pass about 5 feet from previous pass to overlap spread width.



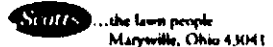
Additional Spreader Settings:

Cyclone Rotary (Model B)	3	Precision Drop (Red Devil)	4
Central Drop (#205)	5	EZ Drop, Republic (#530)	4 1/2
Sears Drop (#19810)	6	EZ Broadcast, Republic	
Ortho Drop (#5000)	5	(#540 or #545)	2
GreenView Drop (Spred II)	2	EZ Grow, Republic (#545)	3

(Non-Scotts spreader settings are approximate. You may need to adjust for proper coverage.)

Scotts No-Quibble Guarantee

If for any reason you are not satisfied with results after using this product, you are entitled to get your money back. Simply send an evidence of purchase, and we will mail you a refund check promptly.



©1995, The Scotts Company, Marysville, OH 43041. World rights reserved.



BEST AVAILABLE COPY

Questions? Call Scotts' toll-free Consumer Hotline: 1-800-543-TURF

MANTENGASE FUERA DEL ALCANCE DE LOS NIÑOS PRECAUCION CONSEJOS PARA TOMAR PRECAUCIONES

Riesgos para personas y animales domésticos: PRECAUCION, causa irritación en los ojos. Evite el contacto con los ojos, la piel o la ropa. En caso de contacto, lave los ojos o la piel inmediatamente con abundante agua. Observe atención médica si la irritación persiste. Puede ser nocivo si se ingiere o se absorbe a través de la piel. No lo aplique cuando las condiciones meteorológicas favorezcan el escorrentamiento de las áreas tratadas. Aplique este producto solamente según lo que se especifica en esta etiqueta.

Cómo y cuándo se debe aplicar Instrucciones para el uso

El uso de este producto de una manera no consistente con las instrucciones de la etiqueta se considera una violación de las leyes federales.

- Aplíquelo en cualquier tipo de jardín.
- Aplique 1/2 pulgada (1.27 cm) de agua después de la aplicación para activar el fungicida. Continúe rizando 1 pulgada (2.54 cm) de agua cada semana durante la temporada cálida y seca.
- Para controlar las manchas de las hojas, el ablandamiento, las manchas redondas, las manchas rosas (verdes negras), las manchas marrones, (y las manchas de *Fusarium* en California, Oregon y Washington) Aplíquelo en la CANTIDAD LIVIANA (cobertura de 5000 pies² o 464 m²). Puede volver a aplicarlo en intervalos de dos a tres semanas si las condiciones meteorológicas NO cambian y la enfermedad persiste. Para controlar las infestaciones graves, aplíquelo en la CANTIDAD NORMAL y repase según las áreas.
- Para evitar y disminuir las enfermedades de manchas de verano (que se conocen también como plagas de *Fusarium*, *Fusarium roseum*, mucho azul y anillo necrótico). Aplíquelo en CANTIDAD NORMAL (2500 pies² o 230 m²). Puede volver a aplicarlo cada vez si las condiciones meteorológicas NO cambian y la enfermedad continúa.
- Las síntomas de enfermedades de verano regresan todos los años a las mismas áreas cuando el clima calienta y se vuelve seco. Para obtener los mejores resultados comience las aplicaciones preventivas a finales de la primavera o principios del verano. Las semillas Play® y Perfect Choice® de Scotts ofrecen algo de resistencia a esas enfermedades si es necesario. No se renovación del jardín.
- Espere una semana entre la aplicación de este producto y la de otro producto de control.

Riesgos para el medio ambiente: este pesticida es tóxico para el hogar. No lo aplique directamente al agua. El agua que se escurre de las áreas tratadas puede ser tóxica para los peces de las áreas contaminadas. No contaminar el agua al limpiar el equipo o disminuir las desperdicios. Cubra o selle los derrames.

ALMACENAMIENTO: guárdelo en un lugar limpio y seco. Vuelva a cerrar la bolsa abierta sellando la parte superior y ablandando.

ELIMINACION DEL PESTICIDA: envuélvelo el contenedor original en varias hojas de papel de periódico y tírelo a un basurero.

ELIMINACION DEL ENVASE: no vuelva a usar la bolsa. Tírela en el basurero.

Consejos para esparcir Para obtener los mejores resultados, use un esparcidor de Scotts

	Graduaciones del esparcidor		INSTRUCCIONES
	CANTIDAD NORMAL (cubre 2500 pies ²) /a 232 m ²	CANTIDAD LIVIANA (cubre 5000 pies ²) /a 464 m ²	
Esparcidores por golpe de Scotts	5	4	Corte primero la hierba del jardín, aplique 2 onzas de agua; aplique en el sentido más ancho del jardín; realicando las marcas de las ruedas.
Rotatorio EasyGreen® de Scotts	26	25	Haga cada pasada a unos 30 pulgadas (7.6 cm) de la pasada anterior para que los anchos se traslapen.
Rotatorio SpeedyGreen® de Scotts	3 1/2	2 1/2	Haga cada pasada a unos 5 pies (1.5 m y 1/2) de la pasada anterior para que los anchos se traslapen.