

538-202

7/20/2007

1046



UNITED STATES ENVIRONMENTAL PROTECTION AGENCY
WASHINGTON, D.C. 20460

OFFICE OF
PREVENTION, PESTICIDES AND
TOXIC SUBSTANCES

NOTIFICATION

JUL 20 2007

JUL 20 2007

Lisa R. McClellan
Senior Regulatory Scientist
The Scotts Company
14111 Scottslawn Road
Marysville, OH 43041

SUBJECT: Application for Pesticide Notification – Alternate Brand Name, Marketing
Claims, Changes per PRN 2007-1, etc.
Crabgrass Preventer Plus Lawn Food
EPA Reg. No. 538-202
Application Dated June 21, 2007

Dear Ms. McClellan:

The Agency is in receipt of your Application for Pesticide Notification under Pesticide Registration Notice (PRN) 98-10 for the above product. The Registration Division (RD) has conducted a review of this request for its applicability under PRN 98-10 and finds that the action requested falls within the scope of PRN 98-10. The label submitted with the application has been stamped "Notification" and will be placed in our records.

If you have any questions, please call me directly at 703-305-6249 or Terri Stowe of my staff at 703-305-6117.

Sincerely,

A handwritten signature in black ink, appearing to read "Linda Arrington".

Linda Arrington
Notifications & Minor Formulations Team Leader
Registration Division (7505P)
Office of Pesticide Programs

SIC

Please read instructions on reverse before completing form.

Form Approved. OMB No. 2070-0060. Approval expires 05-31-98

EPA United States Environmental Protection Agency Washington, DC 20460	<input type="checkbox"/> Registration <input type="checkbox"/> Amendment <input checked="" type="checkbox"/> Other	OPP Identifier Number
---	--	-----------------------

Application for Pesticide - Section I

1. Company/Product Number 538-202	2. EPA Product Manager James Tompkins	3. Proposed Classification <input type="checkbox"/> None <input type="checkbox"/> Restricted
4. Company/Product (Name) Crabgrass Preventer Plus Lawn Food	PM# PM-25	
5. Name and Address of Applicant (Include ZIP Code) The Scotts Company 14111 Scottslawn Road Marysville, OH 43041 <input type="checkbox"/> Check if this is a new address	6. Expedited Review. In accordance with FIFRA Section 3(c)(3)(b)(I), my product is similar or identical in composition and labeling to: EPA Reg. No. _____ Product Name _____	

NOTIFICATION
JUL 20 2007

Section II

<input type="checkbox"/> Amendment - Explain below. <input type="checkbox"/> Resubmission in response to Agency letter dated XX-XX-XX <input checked="" type="checkbox"/> Notification - Explain below.	<input checked="" type="checkbox"/> Final printed labels in response to Agency letter dated 051606 <input type="checkbox"/> "Me Too" Application. <input type="checkbox"/> Other - Explain below.
---	---

Explanation: Use additional page(s) if necessary. (For section I and Section II.)

Notification – General label revisions per PR Notices 98-10 and 2007-1. (See attached letter).

Section III

1. Material This Product Will Be Packaged In:				2. Type of Container	
Child-Resistant Packaging <input type="checkbox"/> Yes* <input type="checkbox"/> No	Unit Packaging <input type="checkbox"/> Yes <input type="checkbox"/> No	Water Soluble Packaging <input type="checkbox"/> Yes <input type="checkbox"/> No		<input type="checkbox"/> Metal <input type="checkbox"/> Plastic <input type="checkbox"/> Glass <input type="checkbox"/> Paper <input type="checkbox"/> Other (Specify)	
*Certification must be submitted		If "Yes" Unit Packaging wgt. No. per Container	If "Yes" Package wgt. No. per Container		
3. Location of Net Contents Information <input type="checkbox"/> Label <input type="checkbox"/> Container		4. Size(s) Retail Container 14.35 & 43.05 lb		5. Location of Label Directions <input type="checkbox"/> On Label <input type="checkbox"/> On Labeling accompanying product	
6. Manner in Which Label is Affixed to Product <input type="checkbox"/> Lithograph <input type="checkbox"/> Other _____ <input type="checkbox"/> Paper glued <input type="checkbox"/> Stenciled					

Section IV

1. Contact Point (Complete items directly below for identification of individual to be contacted, if necessary, to process this application.)

Name Lisa R. McClellan	Title Senior Regulatory Scientist	Telephone No. (Include Area Code) (937) 644-7691
---------------------------	--------------------------------------	---

Certification I certify that the statements I have made on this form and all attachments thereto are true, accurate and complete. I acknowledge that any knowingly false or misleading statement may be punishable by fine or imprisonment or both under applicable law.		6. Date Application Received (Stamped)
2. Signature BY:	3. Title Senior Regulatory Scientist	
4. Typed Name: Lisa R. McClellan	5. Date: June 21, 2007	

3096

The Scotts Company

and Subsidiaries



June 21, 2006

Sherada Hobgood
Document Processing Desk (NOTIF)
Office of Pesticide Programs (7504P)
U.S. Environmental Protection Agency
Room S-4900, One Potomac Yard
2777 South Crystal Drive
Arlington, VA 22202-4501

NOTIFICATION

JUL 20 2007

Subject: **Crabgrass Preventer Plus Lawn Food**
EPA Reg. No. 538-202
NOTIFICATION – General label revisions

Dear Ms. Hobgood:

We are notifying the Agency of the following revisions:

- (1) Alternate Brand Name:
 - Crabgrass Preventer Plus Fertilizer
- (2) Ingredients statement: Use of OTHER instead of INERT Ingredients
- (3) Additional marketing claims:
 - Step 1 [Art – grass]
 - New and Improved!
 - Our Best Annual Program – Scotts- LawnPro 4-Step Program
 - Water Smart™ Formula - Makes the most of every drop
 - Improves lawn's ability to absorb water and nutrients
 - Helps lawn lock in/retain/hold moisture/water to protect against heat and drought
 - Builds stronger, deeper roots for more effective water use
 - Greens & Feeds – Fast green up after winter
 - Greens and Feeds for a fast green up after winter
 - Stops crabgrass
 - Scotts Best annual program for a picture-perfect lawn
 - Start anytime – You can begin the Annual Program anytime of the year. Just check the month and select the appropriate Step listed. Apply the remaining Steps at two-month intervals.
 - Simple and easy – No more guesswork. You simply apply the right product – one Step at a time.
 - Guaranteed results – Each Step is designed to the specific season to help build a lawn you and your family can enjoy. The 4-Step program provides the nutrients your lawn needs to look its weed-free best and withstand the stresses of heat, drought and family activity.
- (4) Additional fertilizer ratio: "32-0-8"
- (5) Application Information:
 - Feeds and treats 5,000 SQ FT.
 - For newly seeded areas, use Step 1 for Seeding
 - Apply in early spring when grass is growing
 - Apply after winter when grass is growing
 - Do not use on dichondra, St. Augustinegrass or bentgrass lawns
- Note the addition of St. Augustinegrass as an additional intolerant species on front panel and in Directions
 - Additional Late Fall Feeding – [Art] Super WinterGuard with Plus 2 Weed Control – September-November – 4 to 6 weeks after Early Fall Lawn Fertilizer Feeding. Apply as last feeding in fall to help prepare your lawn for winter and kill fall weeds.

14111 Scottslawn Road Marysville, Ohio 43041 937-644-0011


www.scotts.com

- (6) Spreading Tips update:
 - Under Spreading Settings:
 1. [Art – drop spreader application]
 2. [Art – rotary spreader application]
 3. Settings: 5 1/2, 5 1/2, 3 1/2, 26 1/2
 - Under Additional Spreader Settings:
 1. 4 1/2, 3, 3
 2. Non-Scotts spreader settings are approximate. You may need to adjust for proper coverage.
- (7) Heavy metals statement: Information regarding the contents and levels of metals in this product is available on the internet at <http://www.regulatory-info-sc.com>
- (8) Disposal: Per PR Notice 2007-1, removal of the 1-800-CLEANUP Number for disposal instructions.
- (9) Buyer statement (in conjunction with the Scotts No-Quibble Guarantee): Buyer assumes all risks of use, storage or handling of this product not in accordance with directions. In conjunction with the Scotts No-Quibble Guarantee, this meets the 10/17/06 EPA Guidance Document on Warranty Statements.

Enclosed are two (2) copies of the final printed label with changes highlighted to facilitate your review. Should you have any questions regarding this NOTIFICATION, please contact me at 937-644-7691.

“Notification of label changes relative to PR Notices 98-10 and 2007-1. This notification is consistent with the guidance in PR Notices 98-10 and 2007-1 and the requirements of EPA’s regulations at 40 CFR 156.10 and 40 CFR 152.46, and no other changes have been made to the labeling or the confidential statement of formula of this product. I understand that it is a violation of 18 U.S.C. Sec. 1001 to willfully make any false statement to EPA. I further understand that if this notification is not consistent with the guidance of PR Notices 98-10 and 2007-1 and the requirements of 40 CFR 156.10 and 40 CFR 152.46, this product may be in violation of FIFRA and I may be subject to enforcement action and penalties under sections 12 and 14 of FIFRA”.

Respectfully,
The Scotts Company

BY: 
Lisa R. McClellan
Sr. Regulatory Scientist

Handwritten notes and markings in the bottom right corner of the page, including several vertical lines and small characters.

5066

OUR BEST ANNUAL PROGRAM



LawnPro 4-STEP PROGRAM

NEW and IMPROVED!

39180

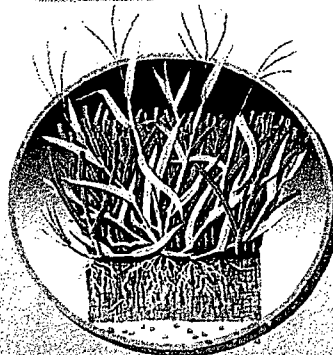
STEP 1

CRABGRASS PREVENTER PLUS FERTILIZER

NOTIFICATION
JUL 20 2007

Apply in early spring when grass is growing
Apply after winter when grass is growing

- Improves lawn's ability to absorb water and nutrients
- Builds stronger, deeper roots for more effective water use
- Helps lock in/retain/hold moisture/water to protect against heat and drought
- Greens & Feeds - Fast green up after winter
- Greens and Feeds for a fast green up after winter
- Stops crabgrass
- Prevents crabgrass all season
- Builds a thick, green lawn
- Scotts BEST annual program for a picture-perfect lawn
- Feeds and treats 5,000 square feet



ACTIVE INGREDIENT
Permethrin 2.1
OTHER INGREDIENTS
EPA Reg. No. 530-202
EPA CAS No. 4087-42-1

1.12%
18.75%
100.00%
EPA Reg. No. 530-041

KEEP OUT OF REACH OF CHILDREN
CAUTION
See back for additional precautionary statements.
See back for directions.

Do NOT use on dichondra, St. Augustinegrass, or bentgrass lawns.

For newly seeded lawns, use Step 1 for seeding.
Feeds and treats 5,000 sq ft

NET WT. 14.06 lb (6.37 kg)


32-0-8



NEW and IMPROVED!



Apply in early spring when grass is growing
Apply after winter when grass is growing
WATER SMART™ FORMULA
Makes the most of every drop



Apply in early spring when grass is growing
Apply after winter when grass is growing
WATER SMART™ FORMULA
Makes the most of every drop
• Improves lawn's ability to absorb water and nutrients



NEW and IMPROVED!
STEP 1
CRABGRASS PREVENTER PLUS FERTILIZER

60066



Now it's easy for you to have a better lawn



Early Spring
February - April
Crabgrass Preventer plus Fertilizer - prevents crabgrass, foxtail, spurge, oxalis, chickweed and other annual weeds while providing deep, thick greening for up to 2 months. In the Pacific Northwest, STEP™ 1 is Turf Builder® with Moss Control. For St. Augustinegrass, STEP™ 1 is Super Bonus® S.

Late Spring
April - June
Weed Control plus Fertilizer - controls dandelion, clover, chickweed and other broadleaf weeds while greening your lawn for up to 2 more months. For St. Augustinegrass, STEP™ 2 is Super Turf Builder®.

Summer
June - August
Insect Control with Fertilizer - controls chinch bugs, sod webworms (lawn moths) and other lawn insects plus greens your lawn through the summer. For grub control, apply Scotts® GrubEx® Season-Long Grub Control anytime from April to mid-August.

Fall
August - November
Lawn Fertilizer - specially formulated for the fall - the best time to develop a stronger root system for a more vigorous, thicker lawn. Helps your lawn green up even quicker next spring.

Start anytime

You can begin the Annual Program anytime of the year. Just check the month and select the appropriate Step listed. Apply the remaining Steps at two-month intervals.

Simple and easy

No more guesswork. You simply apply the right product - one Step at a time.

Guaranteed results

Each Step is designed to the specific season to help build a lawn you and your family can enjoy. The 4-Step program provides the nutrients your lawn needs to look its weed-free best and withstand the stresses of heat, drought and family activity.

Additional Late Fall Feeding - Super WinterGuard® with Plus 2® Weed Control

September - November
4 to 6 weeks after Early Fall Lawn Fertilizer feeding. Apply as last feeding in fall to help prepare your lawn for winter and kill fall weeds.



DIRECTIONS FOR USE

It is a violation of Federal law to use this product in a manner inconsistent with its labeling.

Application

- Apply to dry foliage. It is not necessary to water in after application. However, for best results the lawn should receive 1/4 to 1/2 inch of water from rainfall or watering within 2-3 days after application.
- Apply this product in early spring before the 4th mowing or before temperatures are regularly in the 80's (See Map). Rain, snow or freezing weather after application will not affect the performance of this product.
- Do not seed or sod for four growing months following application. This product can prevent seeds from germinating.
- On newly seeded or sodded areas, wait until grass has been mowed at least 4 times.
- Do not use on dichondra, bentgrass or St. Augustinegrass lawns.
- Do not apply to shrubs, flower or garden seed beds or plants.
- Do not apply more than twice a year. Allow at least 4-6 weeks between applications of any other product in this Program.
- Do not apply material to cement, stone, clothing, or shoes. If contact occurs brush off particles to prevent staining. If necessary, rinse off with water.
- This product applies 1.5 lbs of pendimethalin per acre.



Raking

You may rake your lawn lightly to remove grass clippings or debris. But avoid breaking the soil surface in your lawn for 4 months after application. Heavy raking will disturb the crabgrass barrier and reduce the effectiveness of this product.

Do not enter or allow others to enter the treated area until dust has settled. Do not apply this product in a way that will contact any person or pet, either directly or through drift. Keep people and pets out of the area during application.

KEEP OUT OF REACH OF CHILDREN.

CAUTION

PRECAUTIONARY STATEMENTS

Hazards to Humans and Domestic Animals: CAUTION. Harmful if absorbed through the skin. Causes moderate eye irritation. Avoid contact with eyes, skin or clothing.

User Safety Recommendations

User should wash hands before eating, drinking, chewing gum, using tobacco or using the toilet. User should remove clothing immediately if pesticide gets inside. Then wash thoroughly and put on clean clothing.

FIRST AID

If on skin or clothing: Take off contaminated clothing. Rinse skin immediately with plenty of water for 15-20 minutes.

If in eyes: Hold eye open and rinse slowly and gently with water for 15-20 minutes. Remove contact lenses, if present, after first 5 minutes, then continue rinsing eye.

Call a poison control center or doctor for treatment advice. Have the product container or label with you when calling poison control center or doctor, or going for treatment.

Environmental Hazards: This pesticide is toxic to fish. Do not apply directly to water. Runoff from treated areas may be hazardous to aquatic organisms in neighboring areas. Do not contaminate water when disposing of equipment washwaters. In case of spills, either collect for use or dispose of properly.

Spreading Tips

Apply header strips. Then apply product in longest direction of lawn. For best results, use a Scotts spreader.

Spreader Settings	DIRECTIONS
Scotts AccuGreen® Drop Spreaders 5 1/2	Mow lawn first; apply 2 header strips; apply longest direction of lawn, overlapping wheel marks.
Scotts PrecisionGreen® Drop Spreaders 5 1/2	Mow lawn first; apply 2 header strips; apply longest direction of lawn, overlapping wheel marks.
Scotts SpeedyGreen® & EdgeGuard® Rotary Spreaders 3 1/2	Make each pass about 5 feet from previous pass to overlap spread width.
Scotts EasyGreen® Rotary Spreader 26 1/2	Make each pass about 30 inches from previous pass to overlap spread width.

This package should cover 5,000 sq. ft. (for example, 50 ft. x 100 ft.). Close spreader when filling, stopping, or turning.

Additional Spreader Settings:

- EZ Drop, Republic (#530) 4 1/2
- EZ Broadcast, Republic (#540) 3
- Scotts Broadcast Tractor Spreader 3

(Non-Scotts spreader settings are approximate. You may need to adjust for proper coverage.)



Questions/Information

Consumer Helpline
1-800-543-TURF (8872)

Visit our website
www.scotts.com

SMG The Scotts Company
14911 Scottslawn Rd.
Marysville, Ohio 43041

NOTICE: Buyer assumes all risks of use, storage or handling of this product not in accordance with directions.

Scotts No-Quibble Guarantee®
If for any reason you, the consumer, are not satisfied after using this product, you are entitled to get your money back. Simply send us evidence of purchase and we will mail you a refund check promptly.

Dedicated To A Beautiful World®
Trusted by generations of homeowners, Scotts is dedicated to helping you enhance and protect the natural beauty of your home environment.

061207 ACC

© 2007 Licensed by The Scotts Company. World rights reserved. Made in U.S.A.

STEP1 5M 39180-9

120%

12-digit UPC (non-suppressed)

0 32247 39180 1

6/30/07 ACC

PROOF OF PURCHASE
125030729
VID-FR