

FRONT

LAWN FERTILIZER PLUS
GROWTH REGULATOR XXXXX
01/08/85 AR
02/15/85 AR
02/18/85 VS

101 /
1205
02/18/85

(BURST)
Revolutionary Advanced
Lawn Care Product!


ACCEPTED
MAR 24 1986
Under Federal Insecticide,
Fungicide, and Rodenticide Act,
as amended, for the pesticide
registered under
EPA Reg. No. 538-701

Scotts Policy
No Quibble
Guarantee
See back for details


SCOTTS (R)
TURF MANAGER II

Lawn Fertilizer Plus Growth Regulator

Reduces spring and fall surge growth by
up to 50% while helping
to maintain a thick green lawn.




Fertilizer only
(4 weeks after application)



SCOTTS TURF MANAGER II
(4 weeks after application)

- o Reduces spring and fall surge growth
- o Helps reduce mowing by up to 50%
- o Helps maintain a thick green lawn

See back to learn how Scotts Turf Manager II can
change the way you care for your lawn



FRONT CONTINUED:

Net Weight 34 5/8 LBS (15.7 kg)

26-3-3

LEFT COLUMN

KEEP OUT OF REACH OF CHILDREN
CAUTION
PRECAUTIONARY STATEMENTS

Hazards to Humans and Domestic Animals: CAUTION, causes eye irritation. Avoid contact with eyes or clothing. Wash thoroughly with soap and water after handling. If in eyes: Flush with plenty of water. Get medical attention if irritation persists. Harmful if swallowed. Do not contaminate feed or foodstuffs. Do not contaminate water used for irrigation or domestic purposes. Do not graze treated areas. Do not feed clippings to livestock. Keep children and pets off treated areas until material is washed into soil. Do not use clippings to mulch around trees, shrubs, flower beds or vegetable gardens.

Environmental Hazards: Do not apply directly to lakes, streams, or ponds. Do not apply to steep slopes or when weather conditions favor drift or runoff from target areas.

STORAGE: Store in a clean, dry place. Reseal opened bag by folding top down and securing.

PESTICIDE DISPOSAL: Securely wrap original container in several layers of newspaper and discard in trash.

CONTAINER DISPOSAL: Do not reuse bag. Discard bag in trash.

ACTIVE INGREDIENT:

Paclobutrazol, (2RS, 3RS)-1-(4-chlorophenyl)
-4,4-dimethyl-2-(1,2,4-triazol-1-yl)-
pentan-3-ol


0.066%

INERT INGREDIENTS:

99.934%

Total

100.000%



FRONT CONTINUED

RIGHT COLUMN

EPA Reg. No. 538-XX EPA Est 538-OH-1
SCOTTS TURF MANAGER_{II} 26-3-3

Guaranteed Analysis

Total nitrogen (N)	26%
0.7% ammoniacal nitrogen	
24.0% urea, methylene ureas nitrogen*	
1.3% water insoluble nitrogen	
Available phosphoric acid (P ₂ O ₅)	3%
Soluble potash (K ₂ O)	3%


Derived from: monoammonium phosphate, urea, methylene ureas,
 muriate of potash.

*Contains 8% slowly available methylenediurea and dimethylenetriurea
nitrogen.

U.S. Pat. No XXXXXXXX

Product of USA

The O M Scott & Sons Company
Marysville, Ohio 43041
The lawn people of ITT
(c) 1985, The O M Scott & Sons Company. All rights reserved.



BACK

SCOTTS (R)

TURF MANAGER_{II}

Lawn Fertilizer plus Growth Regulator

How Scotts Turf Manager_{II} can change the way you care for your lawn .

What is Scotts Turf Manager_{II}?

SCOTTS TURF MANAGER_{II} is the result of many years of turfgrass research by a team of Scotts Scientists that answers the question: "How can I reduce the work associated with having a thick, green lawn?"

How does Scotts Turf Manager_{II} work?


Scotts Turf Manager_{II} helps the grass plant regulate the production of the growth substances it needs in order to grow more efficiently. Rather than growing taller between mowings, the grass plant redirects growth into side shoots and leaf blades to become thicker and greener.

Does this mean I won't have to mow?

No, but you should be able to reduce mowing by up to 50%. Since the grass plant grows more horizontally than vertically, even when you do mow to give your lawn that manicured look, there will be considerably less grass clippings.

When should I apply Scotts Turf Manager_{II}?

You can use Scotts Turf Manager_{II} in Spring and Fall, if your lawn is in good condition and relatively free of weeds as a result of making regular applications of a good lawn fertilizer. (If a few scattered broadleaf weeds are present, they can be controlled with Scotts Spot Dandelion Control which contains no fertilizer).



BACK CONTINUED

What if I have weeds?

Scotts Turf Manager_{II} will not prevent or remove weeds from your lawn. A truly weedy lawn is the sign of a weak, thin lawn that will be better off receiving Turf Builder + Halts in early Spring and Turf Builder + 2 six weeks later. Feed it again in the Fall with Turf Builder (or apply Scotts 4-STEP Annual Lawn Program). Next Spring your improved lawn will be ready for Scotts Turf Manager_{II}.

What if I need to seed?


Scotts Turf Manager_{II} is not for thin lawns. A sparse, thin lawn should receive Scotts Grass Seed and an application of Starter Fertilizer. Feed it with Turf Builder 4 to 6 weeks after seeding. Then when you have a thicker lawn it will be ready for Scotts Turf Manager_{II} in Spring or Fall. If you only have a few bare spots, they may be seeded one month after applying Scotts Turf Manager_{II}.

More questions?

We've answered some obvious questions about this advanced lawn care product. If you want to get further answers regarding this revolutionary way to care for your lawn, talk directly with one of Scotts Lawn Counselors by simply dialing this toll free number 1-800-543-TURF (in Ohio 1-800-762-4010).

DIRECTIONS FOR USE

It is a violation of federal law to use this product in a manner inconsistent with its labeling.



BACK CONTINUED

APPLICATION

- o If you've recently applied a lawn product to your lawn, wait at least 2 weeks before applying this product.
- o Spring: Apply to dry foliage at the Spring Rate after the lawn has begun to grow but prior to temperatures that are regularly in the upper 80's (generally between your first mowing and Memorial Day).

Late Summer/Early Fall: Apply to dry foliage at the Fall Rate when temperatures have begun to cool and your grass has recovered from summer stress and resumed active growth.


- o It is best to water after application if rainfall does not occur within 3 to 5 days. Continue to provide adequate water during periods of extended dry weather.
- o Mow the lawn one week after application. The slowed growth and improved greening will then become visible over the next several weeks.
- o Do not apply to lawns of tall fescue, bentgrass, zoysiagrass, and bermudagrass or to vegetable plants, or around fruit trees, flowers or shrubs.
- o Do not use more than once in the spring and once in Late Summer/Early Fall.
- o For best results, get uniform application by using the appropriate Scotts spreader setting and referring to "Tips on Spreading."

	<u>Scotts Drop Spreader</u>	<u>Scotts EasyGreen™ Rotary</u>
Spring Rate (Treats 5,000 sq ft)	XX	XX
Fall Rate (Treats 10,000 sq ft)	XX	XX

SEEDING/SODDING

On a newly seeded lawn, delay application until the following Spring when the new grass has filled in. On newly sodded lawns, delay treatment until the grass has been mowed two times.

If bare spot seeding is required after applying this product, wait 4 weeks after application.



BACK CONTINUED

TIPS ON SPREADING WITH SCOTTS SPREADERS

Scotts Drop:

- Mow lawn first if grass is tall enough to touch the bottom of spreader
- Operate spreader the longest way of the lawn
- Overlap wheels to insure uniform application
- Shut off spreader at all turns or stops

(MODIFIED ILLUS. WITHOUT HEADER STRIPS)

(MODIFIED ILLUS. WITHOUT HEADER STRIPS)

EasyGreen™ Rotary:

- Slide shut-off lever to the right. Application automatically starts and stops when you do.
- Avoid misses by making each pass about 30 inches from the previous one so some overlapping occurs.
- Apply on a calm day.

XXXXX

Scotts Policy
No-Quibble Guarantee

If for any reason you are not satisfied with results after using this product, you are entitled to get your money back. Simply send us evidence of purchase and we will mail you a refund check promptly.
 Scotts ... the lawn people of ITT
 Marysville, Ohio 43041

0 (UPC)

32247 XXXXX

SATISFACTION GUARANTEED BY SCOTTS, THE LAWN PEOPLE OF ITT

(NOTE: The description below will be inverted.)

XXXXX

(Scotts (R)) Turf Manager II

